

Report By:

National TAB
1329 E. KEMPER ROAD
SUITE 4210
CINCINNATI, OH 45246



Report: TAB Report
Function: Test, Adjust, & Balance
Date: 10/22/2025
Completed By: National TAB

PROJECT
10-20-25 QT #1129 SPARTANBURG, SC

21 FAIRVIEW CHURCH RD

SPARTANBURG, SC

Client

QUIKTRIP
4705 SOUTH 129TH EAST AVENUE
TULSA, OK 74134

National TAB

Project: 10-20-25 QT #1129 SPARTANBURG, SC

Table Of Contents

Section	Page #
Summary	3
Issue Data	4
Balance Schedule	9
Checklist Data	10
RTU-1	16
RTU-2	18
RTU-3	20
EF-1 - Exhaust	22
EF-2 - Exhaust	24
Combi-Oven Grille	26
EF-3 - Hood Exhaust	27
Kitchen Hood Type I	29
GRD Layout	30



National TAB

Project: 10-20-25 QT #1129 SPARTANBURG, SC
Function: Test, Adjust, & Balance

Project Summary

Project Summary

The summary below provides a quick understanding of our scope of work and general testing procedures. Enclosed in the report are further details about your building performance including recommendations, asset data, and pictures. Our focus is to work with the trades to remedy any issues or deficiencies during the actual field balancing and not after the balancing has occurred to achieve a positive environment and outcome. The level of success is determined by the availability of the trades, possible parts needed, or time constraints.

RTU's (Roof Top Units)

Each of the RTU's was measured with a flow hood to establish total flow. The total flow was then adjusted via the VFD so that airflow fell within design tolerances. All diffusers on the kitchen RTU were balanced to the engineer's design flow. The diffusers on the sales floor were only adjusted when there were noticeable issues present like drafting or dampers that were found completely closed. The Hoods On outside air rate was set by first establishing the typical QT set point at the Emerson controller and then making manually adjustments on the roof. The hoods off airflow setpoint was found by adjusting the damper position at the Emerson controller until the design airflow was achieved. Outside air was measured by reading the intake air opening with a velocity grid and multiplying by the free area. After completion of TAB all overrides were released.

Kitchen Exhaust Hood & Associated Fans

The kitchen exhaust fan was measured at the hood filter bay utilizing a velocity matrix and a manufacturer's correction factor. Each filter velocity is multiplied by the manufacturer's corrected area. The sum of these readings equals the total flow of the exhaust fans. The total flow of the exhaust was then adjusted to within tolerance of the design flow.

Restroom Exhaust Fans

The restroom exhaust fans were measured with a flow hood. The total flow was balanced for the fan with the exception of the new grille over the combi-oven, which was balanced to the listed design.

Final Building Tests

After completing the test and balance the final building pressure was measured. It was confirmed that the building pressure fell within acceptable tolerances and that the pressure measurement coincides with the actual and design net airflow. Any deviations from these standards are noted throughout the report. The hood capture was tested at the perimeter of the hood and the cook top level with the equipment heat on to ensure satisfactory hood capture and containment.

Issue List

- EF-1 doesn't match drawings
- EF-1 not operational
- Kitchen diffusers on back order
- RTU 3 not operational



10-20-25 QT #1129 SPARTANBURG, SC

Project Issue Information

Issue Name : EF-1 doesn't match drawings
Description : Per GC exhaust was tapped into women's restroom instead of men's. confined space issue, unable to pipe ductwork to men's restroom. This will provide low flow for exhausting kitchen.
Created By : National TAB **Assigned To :** National TAB - Dan Hertenstein
Status : Open
Priority : InfoOnly **Asset Tag :** EF2
Originated Date : 10/22/2025 - Jearod Ferrette - National TAB

Project Issue File Details





10-20-25 QT #1129 SPARTANBURG, SC

Project Issue Information

Issue Name : EF-1 not operational
Description : EF-1 not operational. The motor is just humming.
Created By : National TAB **Assigned To :** National TAB - Dan Hertenstein
Status : Open
Priority : High **Asset Tag :** EF1
Originated Date : 10/23/2025 - Jearod Ferrette - National TAB

Project Issue File Details



10/23/2025




10-20-25 QT #1129 SPARTANBURG, SC

Project Issue Information

Issue Name : Kitchen diffusers on back order
Description : Kitchen diffusers on backorder
Created By : National TAB **Assigned To :** National TAB - Dan Hertenstein
Status : Open
Priority : Low **Asset Tag :** RT-3
Originated Date : 10/23/2025 - Jearod Ferrette - National TAB

Project Issue File Details



10/23/2025



10-20-25 QT #1129 SPARTANBURG, SC

Project Issue Information

Issue Name : RTU 3 not operational
Description : RTU-3 not operational. Unit has power, but the VFD doesn't appear functional. Attempted to power cycle but no change to the unit.
Created By : National TAB **Assigned To :** National TAB - Dan Hertenstein
Status : Open
Priority : Urgent **Asset Tag :** RT-3
Originated Date : 10/23/2025 - Jearod Ferrette - National TAB

Project Issue File Details



10/23/2025



10/23/2025

National TAB

Project: 10-20-25 QT #1129 SPARTANBURG, SC

- [Open QT_Balance_Schedule.xlsx](#)

CheckList List

- 01: RTU's/AHU's
- 02: Exhaust Fans
- 03: Hoods
- 04: Final Tests



10-20-25 QT #1129 SPARTANBURG, SC

CheckList Information

Name : 01: RTU's/AHU's **Status :** Not Completed
Assigned Organization : National TAB **Asset :**
Requesting Organization : National TAB
Created Date : 10/14/2025 - Trinity Dodds - National TAB

CheckList Item Details

RTU's/AHU's

Evaporator coils are clean? Pass

Comment:

Condenser coils are clean? Pass

Comment:

Gas piping is installed and valves are turned on? N/A

Comment:

Unit free of noticeable noise and vibration Pass

Comment:



10-20-25 QT #1129 SPARTANBURG, SC

CheckList Information

Name : 02: Exhaust Fans **Status :** Not Completed
Assigned Organization : National TAB **Asset :**
Requesting Organization : National TAB
Created Date : 10/14/2025 - Trinity Dodds - National TAB

CheckList Item Details

EF's

Hinge kit installed installed on hood fan? Pass

Comment:

Flex conduit is long enough so that fan can be completely tilted back? Pass

Comment:

No major leakage around the fan base

Comment:

Unit is free of noise and vibration

Comment:



10-20-25 QT #1129 SPARTANBURG, SC

CheckList Information

Name : 03: Hoods **Status :** Completed
Assigned Organization : National TAB **Asset :**
Requesting Organization : National TAB
Created Date : 10/14/2025 - Trinity Dodds - National TAB
Completed Date : 10/24/2025 - Jearod Ferrette - National TAB

CheckList Item Details

HOODS

Hood is free of alarms? Fail

Comment:

CORE O1 FAULT.

Hood is free of damage? Pass

Comment:

End panels are installed per prototype? Pass

Comment:



10-20-25 QT #1129 SPARTANBURG, SC

CheckList Information

Name : 04: Final Tests **Status :** Not Completed
Assigned Organization : National TAB **Asset :**
Requesting Organization : National TAB
Created Date : 10/14/2025 - Trinity Dodds - National TAB

CheckList Item Details

FINAL CHECKS

HOOD CAPTURE TEST

List kitchen equipment turned on for testing

Comment:

OVEN AND FRYER.

List smoke candle type used

Comment:

SMOKE CANDLE.

Smoke test capture % - Perimeter of hood

Comment:

100%

Smoke test capture % - Top of cooking surface

Comment:

100%

WITNESS

Date test was completed

10/24/2025

Comment:

TAB tech name / Firm

Comment:

ALEX BAUER/NTAB

Site super name / Firm

Comment:

NA

Owner representative name / Firm (if Applicable)

Comment:

NA

BUILDING PRESSURE

Do actual net building airflow, design net building airflow, and pressure coincide? If not why? (All three should either be positive or negative)

Comment:



National TAB

Project: 10-20-25 QT #1129 SPARTANBURG, SC

System/Unit: AHU/RTU

Asset: RT-1

AREA:SALES FLOOR

Unit Data		
	Design	Actual
MFG	NA	AAON
Serial Num	-	201107ANEK05166
Model Num	NA	RN01380EA0A152
Num OA Filters 1	-	1
OA Filter Size 1	-	44.5X22.5

Motor Data		
	Design	Actual
Motor MFG	-	NA
Frame	-	NA
Horsepower	-	NA
Motor Rpm	-	NA
Phase	-	3
Rated Voltage	-	208
Rated Amperage	-	208

Test Data		
	Design	Actual
SF CFM	4200	4352
SF RPM	-	DD/ 43HZ
OA CFM (Hoods On)	800	877
OA CFM (Hoods Off)	350	367
RL Voltage	-	143.3vfd
RL Amperage	-	9.5vfd
VFD Max SetPt	-	43HZ
OA Damper Position (Hoods On)	-	
OA Damper Position (Hoods Off)	-	

Performance Data		
	Design	Actual
MA Plenum SP	-	-1.37"
Fan Suction SP	-	-1.47"
Fan Discharge SP	-	0.28"
Total ESP	-	2.84"
Fan Total SP	-	1.75"


General	
	Actual
Fan Rotation Correct	YES
Unit Filters Clean	YES
Condensate Drain Installed	YES

Completed By: Jearod Ferrette on 10/22/2025

Unit Data - PHOTO LOG



10/21/2025



10/21/2025



National TAB

Project: 10-20-25 QT #1129 SPARTANBURG, SC

System/Unit: AHU/RTU

Asset: RT-2

AREA:SALES FLOOR

Unit Data		
	Design	Actual
MFG	NA	AAON
Serial Num	-	201107ANEK05168
Model Num	NA	RN01380EA0A152
Num OA Filters 1	-	1
OA Filter Size 1	-	44.5X22.5

Motor Data		
	Design	Actual
Motor MFG	-	NA
Frame	-	NA
Horsepower	-	NA
Motor Rpm	-	NA
Phase	-	3
Rated Voltage	-	208
Rated Amperage	-	NA

Test Data		
	Design	Actual
SF CFM	4200	4563
SF RPM	-	DD/ 43HZ
OA CFM (Hoods On)	800	869
OA CFM (Hoods Off)	350	380
RL Voltage	-	143.5vfd
RL Amperage	-	9.5vfd
VFD Max SetPt	-	43hz
OA Damper Position (Hoods On)	-	46%
OA Damper Position (Hoods Off)	-	26%

Performance Data		
	Design	Actual
MA Plenum SP	-	-0.52"
Fan Suction SP	-	-0.68"
Fan Discharge SP	-	1.30"
Total ESP	-	1.20"
Fan Total SP	-	1.98"

General	
	Actual
Fan Rotation Correct	YES
Unit Filters Clean	YES
Condensate Drain Installed	YES

Completed By: Jearod Ferrette on 10/22/2025

Unit Data - PHOTO LOG



10/21/2025



10/21/2025



National TAB

Project: 10-20-25 QT #1129 SPARTANBURG, SC

System/Unit: AHU/RTU

Asset: RT-3

AREA:BOH/KITCHEN

Unit Data		
	Design	Actual
MFG	NA	AAON
Serial Num	-	201107ANEK05167
Model Num	NA	RN01380EA0A152
Num OA Filters 1	-	1
OA Filter Size 1	-	44.5X22.5


Motor Data		
	Design	Actual
Motor MFG	-	NA
Frame	-	NA
Horsepower	-	NA
Motor Rpm	-	NA
Phase	-	3
Rated Voltage	-	208
Rated Amperage	-	NA

Test Data		
	Design	Actual
SF CFM	4200	
SF RPM	-	
OA CFM (Hoods On)	800	
OA CFM (Hoods Off)	350	
RL Voltage	-	
RL Amperage	-	
VFD Max SetPt	-	
VFD Min SetPt	-	
OA Damper Position (Hoods On)	-	
OA Damper Position (Hoods Off)	-	

Performance Data		
	Design	Actual
MA Plenum SP	-	
Fan Suction SP	-	
Fan Discharge SP	-	
Total ESP	-	
Fan Total SP	-	

General	
	Actual
Fan Rotation Correct	YES
Unit Filters Clean	YES
Condensate Drain Installed	YES

Unit Data - PHOTO LOG



10/21/2025



10/21/2025



National TAB

Project: 10-20-25 QT #1129 SPARTANBURG, SC

AHU/RTU

Diffuser Supply (GRD)

RT-3/BOH/KITCHEN

Asset									
Asset Name	Location	Type	Size	DESIGN CFM	AK	CFM(1)	CFM(2)	FINAL CFM	% to design
SGRD1	SUPPORT SERVICE	SI	12"	800	1				-
SGRD2	SUPPORT SERVICE	SI	12"	800	1				-
SGRD3	SUPPORT SERVICE	SI	12"	800	1				-
SGRD4	SUPPORT SERVICE	SI	12"	800	1				-
SGRD5	WORKROOM	ES	12"	750	1				-
SGRD6	WORKROOM	ES	8"	250	1				-
Total				4200		0	0	0	0%



National TAB

Project: 10-20-25 QT #1129 SPARTANBURG, SC

System/Unit: FAN - Exhaust

Asset: EF1

AREA:WOMEN'S RR

Unit Data		
	Design	Actual
MFG	NA	NA
Model Num	NA	NA
Serial Num	-	418SD76572
Type	-	UPBLAST
Configuration	-	VERTICAL

Motor Data		
	Design	Actual
Motor MFG	-	QUEACE
Frame	-	48Y
Horsepower	-	1/8
Motor Rpm	-	1600
Phase	-	1
Voltage (rated)	-	115
Amperage (rated)	-	1.7
Service Factor	-	1

Test Data		
	Design	Actual
CFM	525	225
Fan RPM	-	DD
Fan Rotation	-	CCW
Motor RPM	-	DD
System SetPt	-	
RL Voltage	-	
RL Amperage	-	
Total ESP	-	
Fan Inlet SP	-	
Fan Discharge SP	-	ATMO

Unit Data - PHOTO LOG



10/21/2025



National TAB

Project: 10-20-25 QT #1129 SPARTANBURG, SC

System/Unit: FAN - Exhaust

Asset: EF2

AREA: MEN'S RR

Unit Data		
	Design	Actual
MFG	NA	NA
Model Num	NA	NA
Serial Num	-	418SD76572
Type	-	UPBLAST
Configuration	-	VERTICAL

Motor Data		
	Design	Actual
Motor MFG	-	FASCO
Frame	-	NA
Horsepower	-	1/4
Motor Rpm	-	1550
Phase	-	1
Voltage (rated)	-	115
Amperage (rated)	-	3.2
Service Factor	-	1

Test Data		
	Design	Actual
CFM	375	356
Fan RPM	-	DD
Fan Rotation	-	CCW
Motor RPM	-	DD
System SetPt	-	MAX ON DAIL
RL Voltage	-	NA
RL Amperage	-	NA
Total ESP	-	0.21"
Fan Inlet SP	-	-0.21"
Fan Discharge SP	-	ATMO

Completed By: Jearod Ferrette on 10/23/2025

Unit Data - PHOTO LOG



10/21/2025



National TAB

Project: 10-20-25 QT #1129 SPARTANBURG, SC

System/Unit: FAN - Exhaust

Asset: EF3

AREA:KITCHEN HD

Unit Data		
	Design	Actual
MFG	NA	CAPTIVEAIRE
Model Num	NA	DU50HFA
Serial Num	-	7644870
Type	UPBLAST	UPBLAST
Configuration	VERTICAL	VERTICAL

Motor Data		
	Design	Actual
Motor MFG	-	HSSA
Frame	-	48
Horsepower	1/2	1/2
Motor Rpm	-	1800
Phase	-	1
Voltage (rated)	-	208
Amperage (rated)	-	6.2
Service Factor	-	1

Test Data		
	Design	Actual
CFM	1350	1460
Fan RPM	-	DD/
Fan Rotation	-	CCW
Motor RPM	-	1243
System SetPt	-	54.8 Hz
RL Voltage	-	211
RL Amperage	-	2.0/1.8
Total ESP	-	0.33"
Fan Inlet SP	-	-0.33"
Fan Discharge SP	-	ATMO

Completed By: Jearod Ferrette on 10/24/2025

Unit Data - PHOTO LOG



10/21/2025



National TAB

Project: 10-20-25 QT #1129 SPARTANBURG, SC

System/Unit: Kitchen Hood Type I

Asset: HD1

AREA:GRIDDLE

Unit Data		
	Design	Actual
MFG	CAPTIVEAIRE	CAPTIVEAIRE
Model Num	6030ND-2-F	6030ND-2-F
Job / Serial Num	-	7644870
Type	-	TYPE I CANOPY
Hood length	-	121"
Hood Width	-	60"

Test Data Exhaust		
	Design	Actual
Filter Type	-	CAPTRATE
Filter Size 1	-	16X20
Filter Qty 1	-	6
Filter AK factor size 1	-	2.08
Filter Total AK Area	-	12.48
Filter1 FPM	-	118
Filter2 FPM	-	115
Filter3 FPM	-	112
Filter4 FPM	-	123
Filter5 FPM	-	119
Filter6 FPM	-	117
Filter Ave FPM(corr)	-	117
CFM	1350	1460

Cooking Equipment	
	Actual
Item 1	FRYER
Item 2	OVEN

Completed By: Jearod Ferrette on 10/24/2025

Unit Data - PHOTO LOG



10/22/2025

