

Report By:

National TAB
1329 E. KEMPER ROAD
SUITE 4210
CINCINNATI, OH 45246



Report: TAB Report
Function: Test, Adjust, & Balance
Date: 09/23/2025
Completed By: National TAB

PROJECT

06-09-25 WAWA #6305 WAYCROSS, GA

1725 MEMORIAL DR

WAYCROSS, GA

Client

Wawa
260 West Baltimore Pike
Wawa, PA 19063

National TAB

Project: 06-09-25 WAWA #6305 WAYCROSS, GA

Table Of Contents

Section	Page #
Summary	3
Remarks	4
Balance Schedule	15
Checklists	16
AHU/RTU	27
FAN - Exhaust	33
GRD Layout	37

Project Summary

The summary below provides a quick understanding of our scope of work and general testing procedures. Enclosed in the report is further detail about your building performance including recommendations, asset data, and pictures. Our focus is to work with the trades to remedy any issues or deficiencies during the actual field balancing and not after the balancing has occurred to achieve a positive environment and outcome. The level of success is determined by the availability of the trades, possible parts needed, or time constraints.

RTU's (Roof Top Units) w/ Diffusers

Each of the RTU's were measured at their terminal devices or via traverse to establish a total flow for that unit. Each RTU was adjusted to within tolerance of the engineer's design flow. Each outlet was then adjusted to within tolerance of the design flow. Outside air was measured by reading the intake air opening with a velocity grid and multiplying by the free area. The outside air damper was adjusted until the airflow was within the design requirements. Any equipment that fell outside of that tolerance is noted throughout the report.

General Exhaust Fans w/ Grilles

The general exhaust fans were measured by reading each air device with a flow hood. The total airflow for each fan is equivalent to the sum of these readings. Fan speed was then adjusted so that the airflow was within tolerance of design. Each terminal device was balanced to within tolerance of the design volume using the installed volume dampers. Any equipment that fell outside of this tolerance is noted throughout the report.

Ceiling Exhaust Fans

The ceiling exhaust fans were measured using a flow hood. If speed adjustment was provided, the fan speed was adjusted to within design tolerance. Any equipment that fell outside of this tolerance is noted throughout the report.

Final Building Tests

After completing the test and balance the final building pressure was measured. It was confirmed that the building pressure fell within acceptable tolerances and that the pressure measurement coincides with the actual and design net airflow. Any deviations from these standards are noted throughout the report.

Issue List

- 1. Diffuser 3-8 is below design air flow
- EF1-1and EF4-4 have wrong diffuser type installed
- RTU-1 humidity sensor
- Smoke detector dust plugs are still in unit
- Transfer duct in vestibule has wrong diffuser installed.



06-09-25 WAWA #6305 WAYCROSS, GA

Project Issue Information

Issue Name : 1. Diffuser 3-8 is below design air flow
Description : Damper cannot be fully open due to screws blocking damper path. Damper opened as far as possible. Duct needs to be taped to diffuser in order to ensure maximum airflow.
Created By : National TAB **Assigned To :** National TAB - Will Turnbough
Status : Open
Priority : Urgent **Asset Tag :**
Originated Date : 06/10/2025 - Ian Fuller - National TAB

Project Issue File Details



09/23/2025

Project Issue Response Details

- **11/07/2025 National TAB - Stephen Tassinaro**
 - Unresolved. Airflow still very low to this air device. MC needs to ensure the damper is open and accessible. If there is a damper above a hard ceiling it will need to be verified to be full open and permanently secured there and a more accessible damper added. Check flex connections for restriction or leakage.

- **09/23/2025 National TAB - Stephen Tassinaro**
 - No resolution 9/22. Damper is above a hard ceiling and unsafe to access. Damper handle remains in the position shown in previous issues and airflow is unchanged. Previous pictures also show that the flex is not secured well to the damper and there is leakage present. Resolve ALL in order to balance to design airflow.

• **06/30/2025 National TAB - Ian Fuller**

- Issue not resolved as of 6/30. Damper is still below design airflow. Damper still opened as much as possible without bending damper.

• **06/10/2025 National TAB - Ian Fuller**

- .



06/10/2025



06/10/2025

Project Issue Information

Issue Name : EF1-1and EF4-4 have wrong diffuser type installed
Description : Currently installed are CD-4 supply diffusers when GRD calls for G-3 exhaust diffusers.
Created By : National TAB **Assigned To :** National TAB - Will Turnbough
Status : Open
Priority : Urgent **Asset Tag :**
Originated Date : 06/10/2025 - Ian Fuller - National TAB

Project Issue Response Details


- **11/07/2025 National TAB - Stephen Tassinaro**
 - Supply type diffusers still installed on exhaust.



-
- **09/23/2025 National TAB - Stephen Tassinaro**
 - Unresolved 9/22.
-
- **06/30/2025 National TAB - Ian Fuller**
 - Issue not resolved as of 6/30. Supply type diffusers still installed.




06/30/2025




06/30/2025

• **06/10/2025 National TAB - Ian Fuller**

▪ .



06/10/2025



06/10/2025



06-09-25 WAWA #6305 WAYCROSS, GA

Project Issue Information

Issue Name : RTU-1 humidity sensor
Description : Humidity sensor is not reading correct humidity. Sensor starts to read at 8% then jumps to around 35% when humidity in the building is around 53 % RH. Humidity sensor wiring is per spec. **VERIFY ALL THREE UNITS ARE READING A REALISTIC RELATIVE HUMIDITY IN ORDER TO CLOSE ISSUE.**

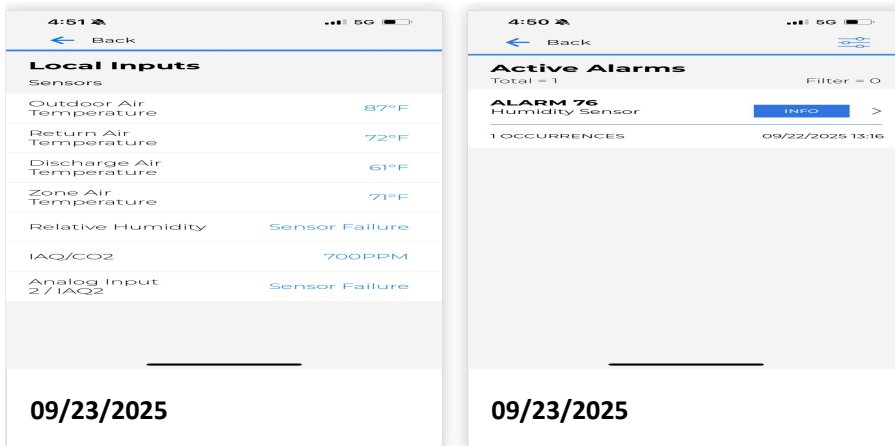
Created By : National TAB **Assigned To :** National TAB - Will Turnbough

Status : Open

Priority : High **Asset Tag :**

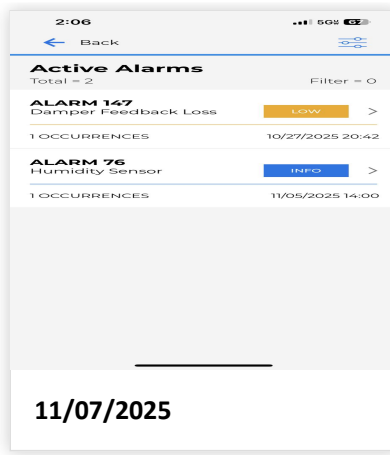
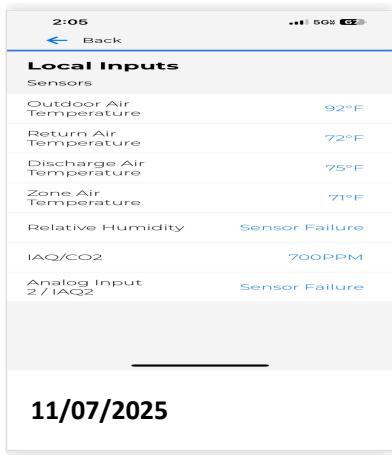
Originated Date : 06/10/2025 - Ian Fuller - National TAB

Project Issue File Details



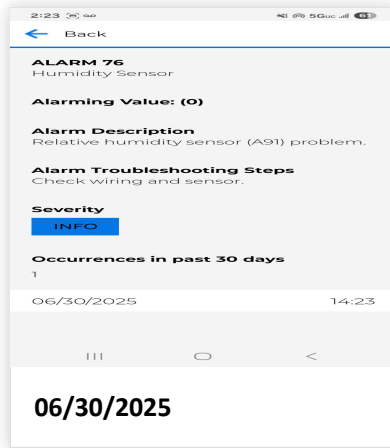

Project Issue Response Details

- **11/07/2025 National TAB - Stephen Tassinaro**
 - Sensor still reading between 8% and then sensor failure. Likely a short in the wiring or terminals landed incorrectly.

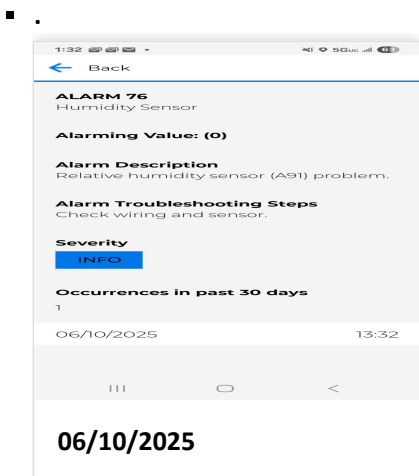


- **09/23/2025 National TAB - Stephen Tassinaro**
 - RTU-1 is still alarming for humidity sensor. Unresolved.

- **06/30/2025 National TAB - Ian Fuller**
 - Issue nit resolved as of 6/30. Core alarm is still present on system.



- **06/10/2025 National TAB - Ian Fuller**



Project Issue Information


Issue Name : Smoke detector dust plugs are still in unit
Description : Recommended to remove dust plugs in all units before store operation.
Created By : National TAB **Assigned To :** National TAB - Will Turnbough
Status : Open
Priority : Medium **Asset Tag :**
Originated Date : 06/10/2025 - Ian Fuller - National TAB

Project Issue Response Details


- **11/07/2025 National TAB - Stephen Tassinaro**
 - Dust plugs still installed on return side smoke detector heads.



11/07/2025




11/07/2025



11/07/2025

-
- **09/23/2025 National TAB - Stephen Tassinaro**
 - Unresolved 9/22.
-
- **06/30/2025 National TAB - Ian Fuller**
 - Issue not resolved as of 6/30.



06/30/2025

• 06/10/2025 National TAB - Ian Fuller

▪ .



06/10/2025



06/10/2025



06-09-25 WAWA #6305 WAYCROSS, GA

Project Issue Information

Issue Name : Transfer duct in vestibule has wrong diffuser installed.
Description : A supply type CD-2 diffuser is installed when the GRD specifies a return type G-2 diffuser is installed. The correct diffuser type needs to be installed.
Created By : National TAB **Assigned To :** National TAB - Will Turnbough
Status : Open
Priority : Medium **Asset Tag :**
Originated Date : 06/30/2025 - Ian Fuller - National TAB


Project Issue File Details



06/30/2025

Project Issue Response Details

- **11/07/2025 National TAB - Stephen Tassinaro**
 - Supply type diffuser still installed on vestibule transfer grille.



11/07/2025

• **09/23/2025 National TAB - Stephen Tassinaro**

- Unresolved 9/22.



09/23/2025

AIR BALANCE SCHEDULE

UNIT	AREA SERVED	HVAC SUPPLY		HVAC RETURN		HVAC OUTDOOR		OA %		HOOD MAKE-UP		HOOD EXHAUST		GENERAL EXH.	
		DESIGN	ACTUAL	DESIGN	ACTUAL	DESIGN	ACTUAL	DESIGN	ACTUAL	DESIGN	ACTUAL	DESIGN	ACTUAL	DESIGN	ACTUAL
RTU-1	CORE	3400	3360	2900	2833	500	527	14.7%	15.7%						
RTU-2	DELI	5000	4895	4500	4372	500	523	10.0%	10.7%						
RTU-3	RETAIL	3000	2962	2725	2694	275	268	9.2%	9.0%						
EF-1	RESTROOMS													325	332
EF-2	BOH													450	444
TOTALS		11400	11217	10125	9899	1275	1318			0	0	0	0	775	776

NET BUILDING AIRFLOW CALCULATION

TOTALS	DESIGN	ACTUAL
TOTAL OA	1275	1318
TOTAL EXHAUST	775	776
NET AIRFLOW	500	542

DOOR TESTED	BUILDING PRESSURE MEASUREMENTS (IN. H2O)
FRONT	0.0079
SIDE	0.0066
REAR	0.0146
AVERAGE	0.0097

FINAL CHECKS

- ACTUAL NET AIRFLOW COINCIDES WITH DESIGN: ✓

- MEASURED PRESSURES COINCIDES WITH ACTUAL NET AIRFLOW: ✓

- PRESSURE FALLS WITHIN IMC TOLERANCE OF +/-0.02" W.C. ✓

NOTES:

CheckList List

- 01: RTU's/AHU's
- 02: LENNOX SETUP PARAMETERS
- 03: SENSOR WIRING (LENNOX)
- 04: EF'S
- 05: CLOSEOUT CHECKS



06-09-25 WAWA #6305 WAYCROSS, GA

CheckList Information

Name : 01: RTU's/AHU's **Status :** Not Completed
Assigned Organization : National TAB **Asset :**
Requesting Organization : National TAB
Created Date : 06/04/2025 - Tara Metcalf - National TAB

CheckList Item Details

RTU's/AHU's

All diffusers and grilles are installed and match design? Fail

Comment:

Diffusers that are ducted to RTUs are per design. However EF-1 has two diffusers that do not match and the entry vestibule transfer grille does not match.

Clean filters installed? Pass

Comment:

Economizers are assembled and functional? Pass

Comment:

Motors are all operating below the FLA rating? Pass

Comment:

Are belts tight? N/A

Comment:

If direct drive unit is the speed controller working? Pass

Comment:

Is gas piping installed and valves turned on? N/A

Comment:

Condensate drains are installed?

Pass

Comment:

Unit free of noticeable noise and vibration

Pass

Comment:

Final outside air damper position is marked with permanent marker?

Pass

Comment:

COMPLETED

No alarms present?

Fail

Comment:

RTU#1 ALARM 76

Any noticeable duct leakage?

Pass

Comment:

Total supply and OA flows are balanced within +/-5% and supply & return diffusers within +/-10%?

Fail

Comment:

TOTAL IS WITHIN 5% HOWEVER INDIVIDUALS ARE NOT WITHIN 10% DUE TO SOME DAMPER ISSUES

IN TEST MODE, TEST THE FOLLOWING:

Cooling mode is operational? Record EAT/LAT for each unit:

Pass

Comment:

RTU1: 70/ 55 RTU2: 66 / 51 RTU3: 72 / 54

Heating mode is operational? Record EAT/LAT for each unit:

Pass

Comment:

RTU1: 75/ 80 RTU2: NO HEAT RTU3: 76 / 83 STOPPED TEST ONCE UNIT HIT 80 DEGREES TO NOT AFFECT BUILDING COMFORT

Dehumidification mode is operational? (Feel dehumidification coil with your hand. Is it hot?) Record EAT/LAT for each unit:

Pass

Comment:

RTU1: 64 / 71 RTU2: 60 / 71 RTU3: 64 / 72



06-09-25 WAWA #6305 WAYCROSS, GA

CheckList Information

Name : 02: LENNOX SETUP PARAMETERS **Status :** Not Completed
Assigned Organization : National TAB **Asset :**
Requesting Organization : National TAB
Created Date : 06/04/2025 - Tara Metcalf - National TAB

CheckList Item Details

UNIT ID CONFIGURATIONS

BACNET CONFIGURATION: GO TO SETTINGS>GENERAL>CONFIGURATION ID1 POSITION 5 SET TO "N". Pass

Comment:

NETWORK CONFIGURATION: GO TO SETUP>NETWORK INTEGRATION, SET TO BACNET IP Pass

Comment:

CONTROL MODE: SET CONTROL MODE TO ROOM SENSOR: CO2, TEMP & HUMIDITY (PER UNIT, AS NEEDED). Pass

Comment:

INDIVIDUAL PARAMETER CONFIGURATIONS (MECHANICAL CONTRACTOR TO DEFINE / AS APPLICABLE):

PARAMETER 105 DEHUMID MODE: 7 NO CONDITIONS Pass

Comment:

PARAMETER 106 DEHUMID SETPOINT: 50, THIS IS A CENTERED SET POINT (+/-) Yes

Comment:

PARAMETER 107 DEHUMID DEADBAND: 3 (DEFAULT) THIS IS THE ACTUAL +/- VALUE Pass

Comment:

PARAMETER 117 CO2 DAMPER MAX OPEN: 50%

Pass

Comment:

PARAMETER 118 CO2 START OPEN PPM: 1500

Pass

Comment:

PARAMETER 119 CO2 MAX OPEN PPM: 1500

Pass

Comment:

PARAMETER 137 OCCHET SET POINT: 68 (BACK UP)

Pass

Comment:

PARAMETER 131 SET TO THE SAME % AS THE MINMIUM OA DAMPER SETPOINT

Pass

Comment:

PARAMETER 139 OCC COOLING SET POINT: 72 (BACK UP)

Pass

Comment:

PARAMETER 154 OCC BLOWER MODE: ON-CONTINUOUS 1

Pass

Comment:

CFM VALUES / MSAV FAN SPEEDS (AIR BALANCER TO DEFINE / IF APPLICABLE):

OA DAMPER SET TO SAME POSITION IN ALL FAN SPEEDS?

Pass

Comment:

ALL FAN SPEEDS SET TO THE SAME CFM VALUE (ENTER SETPOINTS BELOW)

Pass

Comment:

RTU1: 55% RTU2: 87% RTU3: 67%

HEAT CFM VALUE: PER THE HVAC SCHEDULE

Pass

Comment:

HIGH COOL CFM VALUE: THE HIGH COOL CFM VALUE

Pass

Comment:

LOW COOL CFM VALUE: MATCH THE HIGH COOL CFM VALUE

Pass

Comment:

VENTILATION CFM VALUE: MATCH THE HIGH COOL CFM VALUE

Pass

Comment:



06-09-25 WAWA #6305 WAYCROSS, GA

CheckList Information

Name : 03: SENSOR WIRING (LENNOX) **Status :** Not Completed
Assigned Organization : National TAB **Asset :**
Requesting Organization : National TAB
Created Date : 06/04/2025 - Tara Metcalf - National TAB

CheckList Item Details

COMBINATION TEMPERATURE/HUMIDITY SENSOR

Sensors are installed where shown on the drawing? Pass

Comment:

2 conductor shielded cable has one wire landed to Vin, one to GND, and the shield wire is not connected. Pass

Comment:

For second shielded cable, one wire is landed to Vout and the shield wire is not connected. Pass

Comment:

Verify that the CORE or Prodigy controller is sensing a relative humidity (record the reading) Fail

Comment:

RTU1: 35% / ALARM GIVING INCORRECT HUMIDITY MEASUREMENT RTU2: NOT DISPLAYING READING RTU3: NOT DISPLAYING READING



06-09-25 WAWA #6305 WAYCROSS, GA

CheckList Information

Name : 04: EF'S **Status :** Not Completed
Assigned Organization : National TAB **Asset :**
Requesting Organization : National TAB
Created Date : 06/04/2025 - Tara Metcalf - National TAB

CheckList Item Details

EF's

Rotation is correct? Pass

Comment:

Belts are tight (if applicable)? N/A

Comment:

There is no major leakage around base of fan? Pass

Comment:

Is the motor operating below the motor FLA rating? Pass

Comment:

Back draft damper installed and can it fully open? Pass

Comment:

Unit free of noticeable noise and vibration? Pass

Comment:

Total exhaust flow balanced within +/-5% and grilles are within +/-10%? Pass

Comment:

Notes/Comments :

EF-1 diffuser types do not match design in women's RR and utility closet.

Date :09/23/2025



06-09-25 WAWA #6305 WAYCROSS, GA

CheckList Information

Name : 05: CLOSEOUT CHECKS **Status :** Not Completed
Assigned Organization : National TAB **Asset :**
Requesting Organization : National TAB
Created Date : 06/04/2025 - Tara Metcalf - National TAB

CheckList Item Details

SPACE COMFORT

Is space free of drafting?	Pass
----------------------------	------

Comment:

Is space comfortable in all areas?	Pass
------------------------------------	------

Comment:

Is the space free of ventilation noise?	Pass
---	------

Comment:

BUILDING PRESSURE

Do actual net building airflow, design net building airflow, and pressure coincide? If not why? (All three should either be positive or negative)	Pass
---	------

Comment:

AVG: 0.0097"

National TAB

Project: 06-09-25 WAWA #6305 WAYCROSS, GA

System/Unit: AHU/RTU



Asset: RTU1

AREA: CORE

Unit Data		
	Design	Actual
MFG	LENNOX ENLIGHT	LENNOX ENLIGHT
Serial Num	-	5624L04594
Model Num	LCT102H4E	LCT102H4EG2Y
Type	RTU	RTU
Configuration	VERTICAL	VERTICAL
Num OA Filters 1	-	1
OA Filter Size 1	-	23X14
Num Final Filter 1	-	4
Final Filter Size 1	-	20X25X2

Test Data		
	Design	Actual
SF CFM	3400	3360
SF RPM	-	979
RA CFM	2900	2833
OA CFM	500	527
RL Voltage	-	212/211/212
RL Amperage	-	1.8/1.7/1.8
SF System SetPt	-	55%
OA Damper Position	-	36%
OA Damper Type	-	MOTORIZED DAMPER

Motor Data		
	Design	Actual
Motor MFG	-	EBMPAPST
Horsepower	.75	3.75
Phase	3	3
Rated Voltage	208	200-240
Rated Amperage	-	8.7

Performance Data		
	Design	Actual
MA Plenum SP	-	-0.25"
Fan Suction SP	-	-0.53"
Fan Discharge SP	-	0.15"
Total ESP	.50"	0.40"
Fan Total SP	-	0.68"

Drive Data	
	Actual
Motor Sheave SetPt	DIRECT DRIVE

Completed By: Ian Fuller on 06/11/2025

Unit Data - PHOTO LOG



National TAB

Project:06-09-25 WAWA #6305 WAYCROSS, GA

AHU/RTU



Diffuser Supply (GRD)

RTU1/CORE

Asset									
Asset Name	Location	Type	Size	DESIGN CFM	AK	CFM(1)	CFM(2)	FINAL CFM	% to design
SGRD1	DELIVERY VESTIBLE	CD1	8"	200	1	271	280	212	106.0
SGRD2	RETAIL	LD1	10"	300	1	392	332	321	107.0
SGRD3	RETAIL	LD1	10"	300	1	419	356	273	91.0
SGRD4	RETAIL	LD1	10"	300	1	373	17	297	99.0
SGRD5	RETAIL	LD1	10"	350	1	347	295	327	93.4
SGRD6	RETAIL	LD1	10"	300	1	367	312	322	107.3
SGRD7	RETAIL	LD1	10"	300	1	383	325	319	106.3
SGRD8	RETAIL	LD1	10"	350	1	359	305	329	94.0
SGRD9	RETAIL	LD1	10"	350	1	325	276	331	94.6
SGRD10	OFFICE	LD1	10"	350	1	332	282	320	91.4
SGRD11	OFFICE	CD1	8"	150	1	257	164	151	100.7
SGRD12	JANITOR	CD1	6"	50	1	136	126	53	106.0
SGRD13	MENS RR	CD4	6"	50	1	132	101	55	110.0
SGRD14	WOMENS RR	CD4	6"	50	1	125	97	50	100.0
Total				3400		4218	3268	3360	98.82%

National TAB

Project: 06-09-25 WAWA #6305 WAYCROSS, GA

System/Unit: AHU/RTU



Asset: RTU2

AREA:DELI

Unit Data		
	Design	Actual
MFG	LENNOX ENLIGHT	LENNOX ENLIGHT
Serial Num	-	5624L04770
Model Num	LCT150H4E	LCT150H4EN2Y
Type	RTU	RTU
Configuration	VERTICAL	VERTICAL
Num OA Filters 1	-	1
OA Filter Size 1	-	23X14
Num Final Filter 1	-	4
Final Filter Size 1	-	20X25X2

Test Data		
	Design	Actual
SF CFM	5000	4895
SF RPM	-	1549
RA CFM	4500	4372
OA CFM	500	523
RL Voltage	-	211/211/211
RL Amperage	-	5.3/5.4/5.4
SF System SetPt	-	87%
OA Damper Position	-	32%
OA Damper Type	-	MOTORIZED DAMPER

Motor Data		
	Design	Actual
Motor MFG	-	EBMPAPST
Horsepower	3.75	3.75
Phase	3	3
Rated Voltage	208	200-240
Rated Amperage	-	8.7

Performance Data		
	Design	Actual
MA Plenum SP	-	-0.43"
Fan Suction SP	-	-1.09"
Fan Discharge SP	-	0.28"
Total ESP	.50"	0.71"
Fan Total SP	-	1.37"

Drive Data	
	Actual
Motor Sheave SetPt	DIRECT DRIVE

Completed By: Stephen Tassinaro on 11/07/2025

Notes:

Returns are restricted due to the dampers being installed too close to the faces of the diffusers and contacting them before they can be fully opened. See issues at beginning of report for detail.

Written By: Stephen Tassinaro on 09/23/2025

Unit Data - PHOTO LOG



06/12/2025

National TAB

Project:06-09-25 WAWA #6305 WAYCROSS, GA

AHU/RTU



Diffuser Supply (GRD)

RTU2/DELI

Asset									
Asset Name	Location	Type	Size	DESIGN CFM	AK	CFM(1)	CFM(2)	FINAL CFM	% to design
SGRD1	BACKROOM	CD	12"	550	1	702	533	499	90.7
SGRD2	DELI	LD1	12"	500	1	596	529	453	90.6
SGRD3	DELI	LD1	12"	500	1	539	549	457	91.4
SGRD4	STAGING	CD3	8"	200	1	67	75	181	90.5
SGRD5	ELECTRICAL	CD1	12"	550	1	89	170	512	93.1
SGRD6	WASH ROOM	LD1	12"	550	1	683	601	588	106.9
SGRD7	FOOD SERV	LD1	12"	550	1	595	639	604	109.8
SGRD8	RETAIL	LD1	12"	550	1	590	619	593	107.8
SGRD9	RETAIL	LD1	12"	500	1	546	539	498	99.6
SGRD10	FOOD SERV	LD1	12"	550	1	584	608	510	92.7
Total				5000		4991	4862	4895	97.9%

Diffuser Ret/Exh (GRD)

RTU2/DELI

Asset									
Asset Name	Location	Type	Size	DESIGN CFM	AK	CFM(1)	CFM(2)	FINAL CFM	% to design
EGRD1	WASHROOM	G1	14"	900	1	916	916	820	91.1
EGRD2	WASHROOM	G1	14"	900	1	699	699	855	95.0
EGRD3	FOOD SERV	G1	14"	900	1	984	984	922	102.4
EGRD4	FOOD SERV	G1	14"	900	1	901	901	889	98.8
EGRD5	FOOD SERV	G1	14"	900	1	760	760	886	98.4
Total				4500		4260	4260	4372	97.16%

Completed By: Stephen Tassinaro on 11/07/2025

Asset	Notes	Date	Written By
SGRD3	Flex is routed around electrical conduit and is collapsing on itself, restricting airflow.	09/23/2025	Stephen Tassinaro

National TAB

Project: 06-09-25 WAWA #6305 WAYCROSS, GA

System/Unit: AHU/RTU



Asset: RTU3

AREA:RETAIL

Unit Data		
	Design	Actual
MFG	LENNOX ENLIGHT	LENNOX ENLIGHT
Serial Num	-	5624L04595
Model Num	LCT092H4E	LCT092H4EG2Y
Type	RTU	RTU
Configuration	VERTICAL	VERTICAL
Num OA Filters 1	-	1
OA Filter Size 1	-	23X14
Num Final Filter 1	-	4
Final Filter Size 1	-	20X25X2

Test Data		
	Design	Actual
SF CFM	3000	2962
SF RPM	-	1159
RA CFM	2725	2694
OA CFM	275	268
RL Voltage	-	212/210/211
RL Amperage	-	2.6/2.5/2.7
SF System SetPt	-	65%
OA Damper Position	-	18%
OA Damper Type	-	MOTORIZED DAMPER

Motor Data		
	Design	Actual
Motor MFG	-	EBMPAPST
Horsepower	3.75	3.75
Phase	3	3
Rated Voltage	208	200-240
Rated Amperage	-	8.7

Performance Data		
	Design	Actual
MA Plenum SP	-	-0.37"
Fan Suction SP	-	-0.77"
Fan Discharge SP	-	0.27"
Total ESP	.50"	0.64"
Fan Total SP	-	1.04"

Drive Data	
	Actual
Motor Sheave SetPt	DIRECT DRIVE

Completed By: Stephen Tassinaro on 09/23/2025

Unit Data - PHOTO LOG



06/12/2025

National TAB

Project:06-09-25 WAWA #6305 WAYCROSS, GA

AHU/RTU



Diffuser Supply (GRD)

RTU3/RETAIL

Asset									
Asset Name	Location	Type	Size	DESIGN CFM	AK	CFM(1)	CFM(2)	FINAL CFM	% to design
SGRD1	ASSOCIATE	LD1	10"	150	1	313	162	162	108.0
SGRD2	COFFEE	LD1	10"	350	1	376	373	373	106.6
SGRD3	COFFEE	LD1	10"	400	1	469	419	419	104.8
SGRD4	COFFEE	LD1	10"	400	1	412	424	424	106.0
SGRD5	COFFEE	LD1	10"	400	1	514	429	429	107.3
SGRD6	COFFEE	LD1	10"	400	1	498	439	439	109.8
SGRD7	COFFEE	LD1	10"	400	1	409	434	434	108.5
SGRD8	VESTIBLE	CD2	12"	500	1	223	282	282	56.4
Total				3000		3214	2962	2962	98.73%

Asset	Notes	Date	Written By
SGRD8	DAMPER UNABLE TO FULLY OPEN. STUCK ON SCREWS.	06/11/2025	Ian Fuller

National TAB

Project: 06-09-25 WAWA #6305 WAYCROSS, GA

System/Unit: FAN - Exhaust



Asset: EF1

AREA:RESTROOMS

Unit Data		
	Design	Actual
MFG	GREENHECK	LOREN COOK
Model Num	G-080	90C15DH 90 ACEH
Serial Num	-	047PL59069- 00/0000701
Type	DOWNBLAST	DOWNBLAST
Configuration	VERTICAL	VERTICAL

Test Data		
	Design	Actual
CFM	325	332
Fan RPM	1576	DD
Fan Rotation	-	CCW
Motor RPM	-	DD
RL Voltage	1	121
RL Amperage	-	1.1
Total ESP	.375"	0.18"
Fan Inlet SP	-	-0.18"
Fan Discharge SP	-	ATM

Motor Data		
	Design	Actual
Motor MFG	-	US MOTORS
Frame	-	48Y
Horsepower	1/10	0.125
Motor Rpm	-	1600
Phase	1	1
Voltage (rated)	120	115
Amperage (rated)	-	1.7

Completed By: Stephen Tassinaro on 09/23/2025

Unit Data - PHOTO LOG



06/12/2025

National TAB

Project:06-09-25 WAWA #6305 WAYCROSS, GA

FAN - Exhaust



Diffuser Ret/Exh (GRD)

EF1/RESTROOMS

Asset									
Asset Name	Location	Type	Size	DESIGN CFM	AK	CFM(1)	CFM(2)	FINAL CFM	% to design
EGRD1	WOMENS RR	G3	6"	100	1	147	147	94	94.0
EGRD2	MENS RR	G3	6"	100	1	114	114	105	105.0
EGRD3	MENS RR	G3	6"	50	1	64	64	51	102.0
EGRD4	JANITOR	G3	6"	75	1	45	45	82	109.3
Total				325		370	370	332	102.15%

Completed By: Stephen Tassinaro on 09/23/2025

National TAB

Project: 06-09-25 WAWA #6305 WAYCROSS, GA

System/Unit: FAN - Exhaust



Asset: EF2

AREA:BOH

Unit Data		
	Design	Actual
MFG	GREENHECK	LOREN COOK
Model Num	GB-090	90C15DH 90 ACEH
Serial Num	-	046PL59069- 00/0002001
Type	DOWNBLAST	DOWNBLAST
Configuration	VERTICAL	VERTICAL

Test Data		
	Design	Actual
CFM	450	444
Fan RPM	1259	DD
Fan Rotation	-	CCW
Motor RPM	-	DD
RL Voltage	-	121
RL Amperage	-	1.2
Total ESP	.250"	0.15"
Fan Inlet SP	-	-0.15"
Fan Discharge SP	-	ATM

Motor Data		
	Design	Actual
Motor MFG	-	US MOTORS
Frame	-	N/A
Horsepower	1/10	0.125
Motor Rpm	-	1600
Phase	1	1
Voltage (rated)	120	115
Amperage (rated)	-	1.7

Completed By: Stephen Tassinaro on 09/22/2025

Unit Data - PHOTO LOG



06/12/2025

National TAB

Project: 06-09-25 WAWA #6305 WAYCROSS, GA

FAN - Exhaust



Diffuser Ret/Exh (GRD)

EF2/BOH

Asset									
Asset Name	Location	Type	Size	DESIGN CFM	AK	CFM(1)	CFM(2)	FINAL CFM	% to design
EGRD1	BOH	G1	12"	150	1	178	178	138	92.0
EGRD2	BOH	G1	8"	150	1	114	114	142	94.7
EGRD3	BOH	G1	14"	150	1	155	155	155	103.3
Total				450		447	447	435	96.67%

Completed By: Stephen Tassinaro on 09/22/2025

Asset	Notes	Date	Written By
EGRD3	No damper installed. However diffusers were balanced within design without the damper being installed. OK as-is.	09/23/2025	Stephen Tassinaro

