

**Report By:**

National TAB  
1329 E. KEMPER ROAD  
SUITE 4210  
CINCINNATI, OH 45246



**Report: TAB Report**  
**Function: Test, Adjust, & Balance**  
**Date: 03/06/2025**  
**Completed By: National TAB**

**PROJECT**  
**03-03-25 WAWA #5416 ESTERO, FL**

CORKSCREW RD & ESTERO TOWN

ESTERO , FL 33928

**Client**

Wawa  
260 West Baltimore Pike

Wawa, PA 19063

# National TAB

Project: 03-03-25 WAWA #5416 ESTERO, FL

## Table Of Contents

<b>Section</b>	<b>Page #</b>
Summary	3
Checklist Data	4
Balance Schedule	15
AHU/RTU	16
FAN - Exhaust	25
GRD Layout	33

## Project Summary

The summary below provides a quick understanding of our scope of work and general testing procedures. Enclosed in the report is further detail about your building performance including recommendations, asset data, and pictures. Our focus is to work with the trades to remedy any issues or deficiencies during the actual field balancing and not after the balancing has occurred to achieve a positive environment and outcome. The level of success is determined by the availability of the trades, possible parts needed, or time constraints.

### RTU's (Roof Top Units) w/ Diffusers

Each of the RTU's were measured at their terminal devices or via traverse to establish a total flow for that unit. Each RTU was adjusted to within tolerance of the engineer's design flow. Each outlet was then adjusted to within tolerance of the design flow. Outside air was measured by reading the intake air opening with a velocity grid and multiplying by the free area. The outside air damper was adjusted until the airflow was within the design requirements. Any equipment that fell outside of that tolerance is noted throughout the report.

### General Exhaust Fans w/ Grilles

The general exhaust fans were measured by reading each air device with a flow hood. The total airflow for each fan is equivalent to the sum of these readings. Fan speed was then adjusted so that the airflow was within tolerance of design. Each terminal device was balanced to within tolerance of the design volume using the installed volume dampers. Any equipment that fell outside of this tolerance is noted throughout the report.

### Ceiling Exhaust Fans

The ceiling exhaust fans were measured using a flow hood. If speed adjustment was provided, the fan speed was adjusted to within design tolerance. Any equipment that fell outside of this tolerance is noted throughout the report.

### Final Building Tests

After completing the test and balance the final building pressure was measured. It was confirmed that the building pressure fell within acceptable tolerances and that the pressure measurement coincides with the actual and design net airflow. Any deviations from these standards are noted throughout the report.

## CheckList List

- WAWA 01: RTU's/AHU's 9/4
- WAWA 02: LENNOX SETUP PARAMETERS 9/4
- WAWA 03: SENSOR WIRING (LENNOX) 9/4
- WAWA 04: EF'S 9/4
- WAWA 05: CLOSEOUT CHECKS 9/4



03-03-25 WAWA #5416 ESTERO, FL

CheckList Information

**Name :** WAWA 01: RTU's/AHU's 9/4 **Status :** Completed

**Assigned Organization :** National TAB **Asset :**

**Requesting Organization :** National TAB

**Created Date :** 02/28/2025 - Tara Metcalf - National TAB

**Completed Date :** 03/07/2025 - Kristopher Passley - National TAB

CheckList Item Details

RTU's/AHU's

All diffusers and grilles are installed and match design? Pass

Comment:

Clean filters installed? Pass

Comment:

Economizers are assembled and functional? Pass

Comment:

Motors are all operating below the FLA rating? Pass

Comment:

Are belts tight? N/A

Comment:

If direct drive unit is the speed controller working? Pass

Comment:

Is gas piping installed and valves turned on? N/A

Comment:

Condensate drains are installed?

Pass

Comment:

Unit free of noticeable noise and vibration

Pass

Comment:

Final outside air damper position is marked with permanent marker?

Pass

Comment:

No alarms present?

Pass

Comment:

Any noticeable duct leakage?

Pass

Comment:

No noticeable duct leakage

Total supply and OA flows are balanced within +/-5% and supply & return diffusers within +/-10%?

Pass

Comment:

IN TEST MODE, TEST THE FOLLOWING:

Cooling mode is operational? Record EAT/LAT for each unit:

Pass

Comment:

RTU-1: 70 Degrees F/46 Degrees F RTU-2: 68 Degrees F/44 Degrees F RTU-3: 70 Degree F/ 44 Degrees F

Heating mode is operational? Record EAT/LAT for each unit:

Pass

Comment:

RTU-1: 74 Degrees F/80 Degrees F RTU-2: NA RTU-3: 77 Degree F/ 88 Degrees F

Dehumidification mode is operational? (Feel dehumidification coil with your hand. Is it hot?) Record EAT/LAT for each unit:

Pass

Comment:

Yes, all RTU dehumidification coils were hot to touch. RTU-1: 73 Degrees F/63 Degrees F RTU-2: 73 Degrees F/65 Degrees F RTU-3: 71 Degree F/ 65 Degrees F





03-03-25 WAWA #5416 ESTERO, FL

**CheckList Information**

**Name :** WAWA 02: LENNOX SETUP PARAMETERS 9/4      **Status :** Completed

**Assigned Organization :** National TAB      **Asset :**

**Requesting Organization :** National TAB

**Created Date :** 02/28/2025 - Tara Metcalf - National TAB

**Completed Date :** 03/07/2025 - Kristopher Passley - National TAB

**CheckList Item Details**

**UNIT ID CONFIGURATIONS**

**BACNET CONFIGURATION: GO TO SETTINGS>GENERAL>CONFIGURATION ID1 POSITION 5 SET TO "N".**      Pass

**Comment:**

**NETWORK CONFIGURATION: GO TO SETUP>NETWORK INTEGRATION, SET TO BACNET IP**      Pass

**Comment:**

**CONTROL MODE: SET CONTROL MODE TO ROOM SENSOR: CO2, TEMP & HUMIDITY (PER UNIT, AS NEEDED).**      Pass

**Comment:**

**INDIVIDUAL PARAMETER CONFIGURATIONS (MECHANICAL CONTRACTOR TO DEFINE / AS APPLICABLE):**

**PARAMETER 105 DEHUMID MODE: 7 NO CONDITIONS**      Pass

**Comment:**

**PARAMETER 106 DEHUMID SETPOINT: 50, THIS IS A CENTERED SET POINT (+/-)**      Yes

**Comment:**

**PARAMETER 107 DEHUMID DEADBAND: 3 (DEFAULT) THIS IS THE ACTUAL +/- VALUE**      Pass

Comment:

PARAMETER 117 CO2 DAMPER MAX OPEN: 50%

Pass

Comment:

PARAMETER 118 CO2 START OPEN PPM: 1500

Pass

Comment:

PARAMETER 119 CO2 MAX OPEN PPM: 1500

Pass

Comment:

PARAMETER 137 OCCHET SET POINT: 68 (BACK UP)

Pass

Comment:

PARAMETER 131 SET TO THE SAME % AS THE MINMIUM OA DAMPER SETPOINT

Pass

Comment:

PARAMETER 139 OCC COOLING SET POINT: 72 (BACK UP)

Pass

Comment:

PARAMETER 154 OCC BLOWER MODE: ON-CONTINUOUS 1

Pass

Comment:

CFM VALUES / MSAV FAN SPEEDS (AIR BALANCER TO DEFINE / IF APPLICABLE):

OA DAMPER SET TO SAME POSITION IN ALL FAN SPEEDS?

Pass

Comment:

ALL FAN SPEEDS SET TO THE SAME CFM VALUE (ENTER SETPOINTS BELOW)

Pass

Comment:

RTU-1: 64% RTU-2: 85% RTU-3: 61%

HEAT CFM VALUE: PER THE HVAC SCHEDULE

Pass

Comment:

**HIGH COOL CFM VALUE: THE HIGH COOL CFM VALUE**

Pass

**Comment:**

**LOW COOL CFM VALUE: MATCH THE HIGH COOL CFM VALUE**

Pass

**Comment:**

**VENTILATION CFM VALUE: MATCH THE HIGH COOL CFM VALUE**

Pass

**Comment:**



**03-03-25 WAWA #5416 ESTERO, FL**

**CheckList Information**

**Name :** WAWA 03: SENSOR WIRING (LENNOX) 9/4      **Status :** Completed

**Assigned Organization :** National TAB      **Asset :**

**Requesting Organization :** National TAB

**Created Date :** 02/28/2025 - Tara Metcalf - National TAB

**Completed Date :** 03/07/2025 - Kristopher Passley - National TAB

**CheckList Item Details**

**COMBINATION TEMPERATURE/HUMIDITY SENSOR**

Sensors are installed where shown on the drawing?      Pass

**Comment:**

2 conductor shielded cable has one wire landed to Vin, one to GND, and the shield wire is not connected.      Pass

**Comment:**

For second shielded cable, one wire is landed to Vout and the shield wire is not connected.      Pass

**Comment:**

Verify that the CORE or Prodigy controller is sensing a relative humidity (record the reading)      Pass

**Comment:**



03-03-25 WAWA #5416 ESTERO, FL

CheckList Information

**Name :** WAWA 04: EF'S 9/4 **Status :** Completed

**Assigned Organization :** National TAB **Asset :**

**Requesting Organization :** National TAB

**Created Date :** 02/28/2025 - Tara Metcalf - National TAB

**Completed Date :** 03/07/2025 - Kristopher Passley - National TAB

CheckList Item Details

EF's

<b>Rotation is correct?</b>	Pass
-----------------------------	------

**Comment:**

<b>Belts are tight (if applicable)?</b>	N/A
---	-----

**Comment:**

<b>Speed controller installed and functional (if applicable)?</b>	Pass
---	------

**Comment:**

<b>There is no major leakage around base of fan?</b>	Pass
--	------

**Comment:**

No major leakage around base of fan

<b>Is the motor operating below the motor FLA rating?</b>	Pass
---	------

**Comment:**

<b>Back draft damper installed and can it fully open?</b>	Pass
---	------

**Comment:**

**Unit free of noticeable noise and vibration?**

Pass

**Comment:**

**Total exhaust flow balanced within +/-5% and grilles are within +/-10%?**

Pass

**Comment:**



**03-03-25 WAWA #5416 ESTERO, FL**

**CheckList Information**

**Name :** WAWA 05: CLOSEOUT CHECKS 9/4 **Status :** Completed

**Assigned Organization :** National TAB **Asset :**

**Requesting Organization :** National TAB

**Created Date :** 02/28/2025 - Tara Metcalf - National TAB

**Completed Date :** 03/07/2025 - Kristopher Passley - National TAB

**CheckList Item Details**

**SPACE COMFORT**

**Is space free of drafting?** Pass

**Comment:**

**Is space comfortable in all areas?** Pass

**Comment:**

**Is the space free of ventilation noise?** Pass

**Comment:**

**BUILDING PRESSURE**

**Do actual net building airflow, design net building airflow, and pressure coincide? If not why? (All three should either be positive or negative)** Pass

**Comment:**

### AIR BALANCE SCHEDULE

UNIT	AREA SERVED	HVAC SUPPLY		HVAC RETURN		HVAC OUTDOOR		OA %		HOOD MAKE-UP		HOOD EXHAUST		GENERAL EXH.	
		DESIGN	ACTUAL	DESIGN	ACTUAL	DESIGN	ACTUAL	DESIGN	ACTUAL	DESIGN	ACTUAL	DESIGN	ACTUAL	DESIGN	ACTUAL
RTU-1	CORE	3400	3428	2950	2964	450	464	13.2%	13.5%						
RTU-2	DELI	5000	5050	4325	4380	675	670	13.5%	13.3%						
RTU-3	RETAIL	3000	3008	2700	2698	300	310	10.0%	10.3%						
EF-1	OFFICE													325	301
EF-2	BACKROOM													600	581
EGF-3	WATER SER. RO.													60	63
<b>TOTALS</b>		11400	11486	9975	10042	1425	1444			0	0	0	0	925	882

**NET BUILDING AIRFLOW CALCULATION**

TOTALS	DESIGN	ACTUAL
TOTAL OA	1425	1444
TOTAL EXHAUST	925	882
<b>NET AIRFLOW</b>	<b>500</b>	<b>562</b>

DOOR TESTED	BUILDING PRESSURE MEASUREMENTS (IN. H2O)
FRONT	0.015
SIDE	0.011
REAR	0.005
<b>AVERAGE</b>	<b>0.0103</b>

**FINAL CHECKS**

- ACTUAL NET AIRFLOW COINCIDES WITH DESIGN: ✓
- MEASURED PRESSURES COINCIDES WITH ACTUAL NET AIRFLOW: ✓
- PRESSURE FALLS WITHIN IMC TOLERANCE OF +/-0.02" W.C. ✓

NOTES:

# National TAB

Project: 03-03-25 WAWA #5416 ESTERO, FL

System/Unit: AHU/RTU



Asset: RTU1

AREA:OFFICE/RETAIL

Unit Data		
	Design	Actual
MFG	LENNOX	LENNOX
Serial Num	-	5624L02317
Model Num	LCT102H4E	LCT102H4EG2Y
Type	RTU	RTU
Configuration	VERTICAL	VERTICAL
Num OA Filters 1	-	1
OA Filter Size 1	-	16"X24"
Num Final Filter 1	-	4
Final Filter Size 1	-	20"X25"X2

Test Data		
	Design	Actual
SF CFM	3400	3428
SF RPM	-	1140
MOTOR RPM	-	1140
RA CFM	2950	2964
OA CFM	450	464
RL Voltage	-	208/209/208
RL Amperage	-	2.51/2.5/2.45
SF System SetPt	-	64%
OA Damper Position	-	40%
OA Damper Type	-	SINGLE BLADE

Motor Data		
	Design	Actual
Motor MFG	-	EBMPAPST
Frame	-	IP55
Horsepower	3.75	3.8
Motor Rpm	-	2970
Phase	3	3
Rated Voltage	208	200-240
Rated Amperage	-	8.0
Service Factor	-	NL

Performance Data		
	Design	Actual
MA Plenum SP	-	-0.195"
Fan Suction SP	-	-0.539"
Fan Discharge SP	-	0.469"
Total ESP	0.5"	0.664"
Fan Total SP	-	1.008"


Drive Data	
	Actual
Motor Sheave SetPt	DD

Completed By: Kristopher Passley on 03/06/2025

## Unit Data - PHOTO LOG




03/06/2025



03/06/2025

## Motor Data - PHOTO LOG



03/06/2025

**National TAB**  
 Project:03-03-25 WAWA #5416 ESTERO, FL  
**AHU/RTU**



**Diffuser Supply (GRD)**

**RTU1/OFFICE/RETAIL**

<b>Asset</b>									
<b>Asset Name</b>	<b>Location</b>	<b>Type</b>	<b>Size</b>	<b>DESIGN CFM</b>	<b>AK</b>	<b>CFM(1)</b>	<b>CFM(2)</b>	<b>FINAL CFM</b>	<b>% to design</b>
SGRD1	RETAIL	LD-1	10"	350	1	391	449	368	105.1
SGRD2	RETAIL	LD-1	10"	350	1	648	425	349	99.7
SGRD3	JANITOR	CD-1	6"	50	1	147	65	53	106.0
SGRD4	RESTROOM	CD-4	6"	75	1	150	96	79	105.3
SGRD5	RESTROOM	CD-4	6"	50	1	144	67	52	104.0
SGRD6	OFFICE	CD-1	8"	150	1	270	174	143	95.3
SGRD7	CASHIER	LD-1	10"	350	1	419	412	338	96.6
SGRD8	RETAIL	LD-1	10"	300	1	340	359	294	98.0
SGRD9	RETAIL	LD-1	10"	300	1	474	398	326	108.7
SGRD10	RETAIL	LD-1	10"	325	1	480	383	314	96.6
SGRD11	RETAIL	LD-1	10"	300	1	486	370	303	101.0
SGRD12	RETAIL	LD-1	10"	300	1	477	368	302	100.7
SGRD13	RETAIL	LD-1	10"	300	1	517	353	289	96.3
SGRD14	DELIVERY	CD-1	8"	200	1	274	266	218	109.0
<b>Total</b>				<b>3400</b>		<b>5217</b>	<b>4185</b>	<b>3428</b>	<b>100.82%</b>

Completed By: Kristopher Passley on 03/05/2025

# National TAB

Project: 03-03-25 WAWA #5416 ESTERO, FL

System/Unit: AHU/RTU



Asset: RTU2

AREA:DELI

Unit Data		
	Design	Actual
MFG	LENNOX	LENNOX
Serial Num	-	5624L02312
Model Num	LCT150H4E	LCT150H4EN2Y
Type	RTU	RTU
Configuration	VERTICAL	VERTICAL
Num OA Filters 1	-	1
OA Filter Size 1	-	16"X24"
Num Final Filter 1	-	4
Final Filter Size 1	-	20"X25"X2"

Test Data		
	Design	Actual
SF CFM	5000	5050
SF RPM	-	1513
MOTOR RPM	-	1513
RA CFM	4325	4380
OA CFM	675	670
RL Voltage	-	209/209/208
RL Amperage	-	5.3/5.3/5.4
SF System SetPt	-	85%
OA Damper Position	-	39%
OA Damper Type	-	SINGLE BLADE


Motor Data		
	Design	Actual
Motor MFG	-	EBMPAPST
Frame	-	IP55
Horsepower	3.75	3.8
Motor Rpm	-	2970
Phase	3	3
Rated Voltage	208	200-240
Rated Amperage	-	8.0
Service Factor	-	NL

Performance Data		
	Design	Actual
MA Plenum SP	-	-0.231"
Fan Suction SP	-	-0.758"
Fan Discharge SP	-	0.442"
Total ESP	0.5"	0.674"
Fan Total SP	-	1.2"

Drive Data	
	Actual
Motor Sheave SetPt	DD

Completed By: Kristopher Passley on 03/06/2025

## Unit Data - PHOTO LOG



03/06/2025



03/06/2025



# National TAB

Project:03-03-25 WAWA #5416 ESTERO, FL

## AHU/RTU



**Diffuser Supply (GRD)**

**RTU2/DELI**

Asset									
Asset Name	Location	Type	Size	DESIGN CFM	AK	CFM(1)	CFM(2)	FINAL CFM	% to design
SGRD1	BACKROOM	CD-1	12"	550	1	572	534	534	97.1
SGRD2	BACKROOM	LD-1	12"	550	1	427	509	509	92.5
SGRD3	BACKROOM	LD-1	12"	500	1	561	493	493	98.6
SGRD4	STAGING	CD-3	8"	200	1	320	204	204	102.0
SGRD5	ELECTRICAL	CD-1	12"	550	1	641	577	577	104.9
SGRD6	WASHROOM	LD-1	12"	550	1	576	590	590	107.3
SGRD7	FOOD SERVICE	LD-1	12"	500	1	616	584	584	116.8
SGRD8	RETAIL	LD-1	12"	500	1	485	504	504	100.8
SGRD9	RETAIL	LD-1	12"	500	1	467	491	491	98.2
SGRD10	FOOD SERVICE	LD-1	12"	550	1	603	564	564	102.5
Total				4950		5268	5050	5050	102.02%

**Diffuser Ret/Exh (GRD)**

**RTU2/DELI**

Asset									
Asset Name	Location	Type	Size	DESIGN CFM	AK	CFM(1)	CFM(2)	FINAL CFM	% to design
EGRD1	FOOD SERVICE	G-1	14"	865	1	905	905	905	104.6
EGRD2	FOOD SERVICE	G-1	14"	865	1	854	854	854	98.7
EGRD3	FOOD SERVICE	G-1	14"	865	1	882	882	882	102.0
EGRD4	BACKROOM	G-1	14"	865	1	862	862	862	99.7
EGRD5	BACKROOM	G-1	14"	865	1	850	850	850	98.3
Total				4325		4353	4353	4353	100.65%

Completed By: Kristopher Passley on 03/06/2025

# National TAB

Project: 03-03-25 WAWA #5416 ESTERO, FL

System/Unit: AHU/RTU



Asset: RTU3

AREA:RETAIL

Unit Data		
	Design	Actual
MFG	LENNOX	LENNOX
Serial Num	-	5624K04831
Model Num	LCT092H4E	LCT092H4EG1Y
Type	RTU	RTU
Configuration	VERTICAL	VERTICAL
Num OA Filters 1	-	1
OA Filter Size 1	-	16"X24"
Num Final Filter 1	-	4
Final Filter Size 1	-	20"X25"X2"

Test Data		
	Design	Actual
SF CFM	3000	3008
SF RPM	-	1341
MOTOR RPM	-	1341
RA CFM	2700	2698
OA CFM	300	310
RL Voltage	-	209/209/209
RL Amperage	-	2.5/2.5/2.5
SF System SetPt	-	61%
OA Damper Position	-	33%
OA Damper Type	-	SINGLE BLADE

Motor Data		
	Design	Actual
Motor MFG	-	EBMPAPST
Frame	-	IP20
Horsepower	3.75	3.8
Motor Rpm	-	2200
Phase	3	3
Rated Voltage	208	200-240
Rated Amperage	-	8.7
Service Factor	-	NL

Performance Data		
	Design	Actual
MA Plenum SP	-	-0.266"
Fan Suction SP	-	-0.466"
Fan Discharge SP	-	0.651"
Total ESP	.5"	0.917"
Fan Total SP	-	1.117"


Drive Data	
	Actual
Motor Sheave SetPt	DD

Completed By: Kristopher Passley on 03/06/2025

## Unit Data - PHOTO LOG



03/06/2025



03/06/2025

## Motor Data - PHOTO LOG



03/06/2025

# National TAB

Project:03-03-25 WAWA #5416 ESTERO, FL

## AHU/RTU



**Diffuser Supply (GRD)**

**RTU3/RETAIL**

Asset									
Asset Name	Location	Type	Size	DESIGN CFM	AK	CFM(1)	CFM(2)	FINAL CFM	% to design
SGRD1	VESTIBULE	CD-2	12"	500	1	555	641	506	101.2
SGRD2	RETAIL	LD-1	10"	400	1	360	476	376	94.0
SGRD3	RETAIL	LD-1	10"	400	1	528	488	385	96.3
SGRD4	RETAIL	LD-1	10"	400	1	532	519	419	104.8
SGRD5	COFFEE/SPEC BEV	LD-1	10"	400	1	538	515	406	101.5
SGRD6	COFFE/SPEC. BEV	LD-1	10"	400	1`	489	478	377	94.3
SGRD7	FOOD SERVICE	LD-1	10"	350	1`	506	487	384	109.7
SGRD8	ASSOCIATE	CD-1	8"	150	1	284	197	155	103.3
Total				3000		3792	3801	3008	100.27%

Completed By: Kristopher Passley on 03/06/2025

# National TAB

Project: 03-03-25 WAWA #5416 ESTERO, FL  
System/Unit: FAN - Exhaust



Asset: EF1

AREA:RETAIL

Unit Data		
	Design	Actual
MFG	GREENHECK	GREENHECK
Model Num	G-080	G-080-D--1-17-X
Serial Num	-	26339418 2B
Type	DOWNBLAST	DOWNBLAST
Configuration	VERTICAL	VERTICAL

Test Data		
	Design	Actual
CFM	325	301
Fan Rotation	-	CORRECT
System SetPt	-	HIGH SPEED CONTROLLER
RL Voltage	-	121
RL Amperage	-	1.16
Total ESP	-	0.128"
Fan Inlet SP	-	-0.128"
Fan Discharge SP	-	ATM

Motor Data		
	Design	Actual
Motor MFG	-	GREENHECK
Horsepower	1/10	1/15
Motor Rpm	-	1550
Phase	1	1
Voltage (rated)	120	120
Amperage (rated)	-	1.2

Completed By: Kristopher Passley on 03/06/2025

## Unit Data - PHOTO LOG



03/06/2025



03/06/2025

## Motor Data - PHOTO LOG



03/06/2025

# National TAB

Project:03-03-25 WAWA #5416 ESTERO, FL

## FAN - Exhaust



**Diffuser Ret/Exh (GRD)**

**EF1/RETAIL**

Asset									
Asset Name	Location	Type	Size	DESIGN CFM	AK	CFM(1)	CFM(2)	FINAL CFM	% to design
EGRD1	JANITOR	G-3	6"	100	1	98	93	93	93.0
EGRD2	JANITOR	G-3	8"	100	1	76	91	91	91.0
EGRD3	JANITOR	G-3	8"	50	1	78	46	46	92.0
EGRD4	JANITOR	G-3	6"	75	1	35	71	71	94.7
Total				325		287	301	301	92.62%

Completed By: Kristopher Passley on 03/05/2025

# National TAB

Project: 03-03-25 WAWA #5416 ESTERO, FL

System/Unit: FAN - Exhaust



Asset: EF2

AREA:DELI

Unit Data		
	Design	Actual
MFG	GREENHECK	GREENHECK
Model Num	G-090	G-090-D--1-17-X
Serial Num	-	26339420 25B
Type	DOWNBLAST	DOWNBLAST
Configuration	VERTICAL	VERTICAL

Motor Data		
	Design	Actual
Motor MFG	-	GREENHECK
Horsepower	1/10	1/15
Phase	1	1
Voltage (rated)	120	120
Amperage (rated)	-	1.2

Test Data		
	Design	Actual
CFM	600	581
Fan Rotation	-	CORRECT
System SetPt	-	HIFG SPEED CONTROLLER
RL Voltage	-	121
RL Amperage	-	1.16
Total ESP	-	0.158"
Fan Inlet SP	-	-0.158"
Fan Discharge SP	-	ATM

Completed By: Kristopher Passley on 03/06/2025

# National TAB

Project:03-03-25 WAWA #5416 ESTERO, FL

## FAN - Exhaust



**Diffuser Ret/Exh (GRD)**

**EF2/DELI**

Asset									
Asset Name	Location	Type	Size	DESIGN CFM	AK	CFM(1)	CFM(2)	FINAL CFM	% to design
EGRD1	BACKROOM	G-1	10"	200	1	256	190	190	95.0
EGRD2	BACKROOM	G-1	8"	200	1	166	206	206	103.0
EGRD3	BACKROOM	G-1	8"	200	1	137	185	185	92.5
Total				600		559	581	581	96.83%

Completed By: Kristopher Passley on 03/05/2025

# National TAB

Project: 03-03-25 WAWA #5416 ESTERO, FL

System/Unit: FAN - Exhaust



Asset: EF3

AREA:Water Service Room

Unit Data		
	Design	Actual
MFG	GREENHECK	GREENHECK
Model Num	CSP-B110	CSP-A110
Serial Num	-	2633913025B
Type	DOWNBLAST	UTILITY
Configuration	INLINE	INLINE


Test Data		
	Design	Actual
CFM	60	63
Fan Rotation	-	CORRECT
RL Voltage	-	122
RL Amperage	-	.16
Suction ESP	-	.051"
Discharge ESP	-	-.051"
Total ESP	--	

Motor Data		
	Design	Actual
Motor MFG	-	GREENHECK
Frame	-	NL
Horsepower	21	NL
Motor Rpm	-	950
Phase	1	1
Voltage (rated)	120	115
Amperage (rated)	-	0.19


Drive Data	
	Actual
Motor Sheave SetPt	DD

Completed By: Kristopher Passley on 03/06/2025

## Unit Data - PHOTO LOG



03/06/2025



03/06/2025

## Motor Data - PHOTO LOG



03/06/2025

**National TAB**  
 Project:03-03-25 WAWA #5416 ESTERO, FL  
**FAN - Exhaust**



**Diffuser Ret/Exh (GRD)**

**EF3/Water Service Room**

<b>Asset</b>									
<b>Asset Name</b>	<b>Location</b>	<b>Type</b>	<b>Size</b>	<b>DESIGN CFM</b>	<b>AK</b>	<b>CFM(1)</b>	<b>CFM(2)</b>	<b>FINAL CFM</b>	<b>% to design</b>
EGRD1	WATER SERV ROOM	G-5	6"	60	1	63	63	63	105.0
<b>Total</b>				60		63	63	63	105%

Completed By: Kristopher Passley on 03/06/2025

