

Report By:

National TAB
1329 E. KEMPER ROAD
SUITE 4210
CINCINNATI, OH 45246

NATIONAL

TAB

Comfort. Under control.

Report: RENEW

Function: Test, Adjust, & Balance

Date: 11/17/2022

PROJECT

**11-14 FREDDY'S - BRIDGETON, MO - RENEW
3H (5)**

947 NW PLAZA DR

BRIDGETON, MO 63074

Client

Freddy's Frozen Custard & Steakburgers (CORPORATE)

260 N Rock Rd

Suite 200

Wichita, KS 67206

National TAB

Project: 11-14 FREDDY'S - BRIDGETON, MO - RENEW 3H (5)

Table Of Contents

Section	Page #
Issue Data	3
Checklist Data	4



Comfort. Under control.

11-14 FREDDY'S - BRIDGETON, MO - RENEW 3H (5)

Project Issue Information

Issue Name : KEF-1 Wind band extension.

Description : One strap will not secure. Extension is still firmly in place.

Created By : National TAB

Assigned To : National TAB - Michael McDonnell

Status : Open

Originated Date : 11/16/2022 - Michael McDonnell - National TAB

Project Issue File Details



KEF-1.jpeg



Comfort. Under control.

11-14 FREDDY'S - BRIDGETON, MO - RENEW 3H (5)

CheckList Information

Name :	RENEW - HVAC EVALUATION	Status :	NotSubmitted
Assigned Organization :	National TAB	Asset :	
Requesting Organization :	National TAB		

CheckList Item Details

STORE FRONT PICTURE

ROOFTOP PICTURES (ADD THREE FROM DIFFERENT ANGLES)

RTU1 (TAKE PICTURE OF UNIT)

MFG & MODEL NUMBER

LENNOX / LGH150H4BH2Y



FuseIT71217d8b81714c....

OA CFM

892

OA DAMPER POSITION

30%

FAN SUCTION AND DISCHARGE PRESSURE

-0.59" MA 0.89" DISCHARGE

BLOWER MOTOR RLA / FLA

10.4/10.2/10.3

RTU2 (TAKE PICTURE OF UNIT)

MFG & MODEL NUMBER

LENNOX / LGH150H4BH2Y



FuseIT577df139c4be42....

OA CFM	882
OA DAMPER POSITION	27%
FAN SUCTION AND DISHCHARGE PRESSURE	-0.10" MA 0.58" DISCHARGE
BLOWER MOTOR RLA / FLA	10.4/10.4/10.4
RTU3 (TAKE PICTURE OF UNIT)	
MFG & MODEL NUMBER	NA
OA CFM	NA
OA DAMPER POSITION	NA
FAN SUCTION AND DISHCHARGE PRESSURE	NA
BLOWER MOTOR RLA / FLA	NA
KEF1 - HOOD 1 (TAKE PICTURE OF UNIT)	
MFG & MODEL NUMBER	CAPTIVE AIRE / DU85HFA



FuseIT6062cfc39d8343....



FuseITec097924df684b....

EXH-CFM


1458

MOTOR RLA / FLA

8.0

KEF2 - HOOD 2 (TAKE PICTURE OF UNIT)

SEE ATTACHED



FuseITc2931633ffe641....



FuseITd6fa4b79238d47....

MFG & MODEL NUMBER

CAPTIVE AIRE / DU50HFA

EXH-CFM

744

MOTOR RLA / FLA

2.5

MUA - ALL HOODS (TAKE PICTURE OF UNIT)

SEE PICTURE



FuseIT11beff50281c41....

MFG & MODEL NUMBER

CAPTIVE AIRE / A1-D.250-15D

MUA-CFM

1688

MOTOR RLA/FLA


2.5/2.4/2.4

KITCHEN HOODS (TAKE PICTURE OF HOODS)


CONTROLS AND PERFORMANCE

TAKE PICTURE OF THERMOSTATS AND WALL SENSORS

SEE ATTACHED



FuseIT30e0d2b1b4a540....



FuseITab2b16b0ff1247....



FuseIT96045de5673c41....

ARE THERMOSTATS PROGRAMMED FOR OCCUPIED HOURS AND IS THE FAN IN "ON" MODE DURING OCCUPIED TIMES

YES



FuseITc9e98e0dd91545....



FuseIT0ed1346b763843....

BUILDING PRESSURE (FINAL)

0.001" AVE

HOOD CAPTURE (WITNESS COOKING OR SMOKE TEST)

100% OBSERVED COOKING

ANY COMMENTS:

[1] Recommend checking the top of the PSPs next time at store AM.

Notes/Comments :

NA



Comfort. Under control.

11-14 FREDDY'S - BRIDGETON, MO - RENEW 3H (5)

CheckList Information

Name : RENEW - SITE PICTURES **Status :** NotSubmitted
Assigned Organization : National TAB **Asset :**
Requesting Organization : National TAB

CheckList Item Details

ROOF TOP BEFORE AND AFTER PICTURES

RTU 1 O.A. FILTER (BEFORE AND AFTER)



Clean(2).jpeg



Dirty(1).jpeg

RTU 1 FINAL FILTER (BEFORE AND AFTER)



Dirty(1).jpeg




Clean(2).jpeg

RTU 1 CONDENSOR COIL (BEFORE AND AFTER)



Cond1.jpeg



Cond2.jpeg

RTU 1 EVAPORATOR COIL (BEFORE AND AFTER)



Clean(2).jpeg



Dirty(1).jpeg

RTU 1 - CONDENSATE DRAIN



Pan.jpeg

RTU 1 CONDENSATE PAN



Pan.jpeg

RTU 2 OA MESH FILTER (BEFORE AND AFTER)



Clean(2).jpeg



Dirty(1).jpeg

RTU 2 FINAL FILTER (BEFORE AND AFTER)




Dirty(1).jpeg

RTU 2 CONDENSOR COIL (BEFORE AND AFTER)



Cond.jpeg



Cond2.jpeg

RTU 2 EVAPORATOR COIL (BEFORE AND AFTER)



Dirty(1).jpeg



Clean(2).jpeg

RTU 2 CONDENSATE DRAIN



Drain.jpeg

RTU 2 CONDENSATE PAN



Pan.jpeg

MUA (BEFORE/AFTER)

EXHAUST FAN BEFORE AND AFTER PICTURES

EXHAUST FAN KEF1 MOTOR HOUSING CLEANED



Dirty(1).jpeg



Clean(2).jpeg

EXHAUST FAN KEF1 GREASE CUP PROPERLY INSTALLED




Cup.jpeg

EXHAUST FAN KEF2 MOTOR HOUSING CLEANED



Clean(2).jpeg



Dirty(1).jpeg

EXHAUST FAN KEF2 GREASE CUP PROPERLY INSTALLED




Cup.jpeg

EXHAUST FAN KEF3 MOTOR HOUSING CLEANED



FuseIT8b248d0512a6439...



Dirty(1).jpeg

EF-1 RESTROOMS FAN HOUSING PICTURE



Clean(2).jpeg




Dirty(1).jpeg

EF-2 RESTROOMS FAN HOUSING PICTURE



Clean(2).jpeg



Dirty(1).jpeg

Notes/Comments :

