

Report By:

National TAB  
1329 E. KEMPER ROAD  
SUITE 4210  
CINCINNATI, OH 45246

**NATIONAL**

**TAB**

Comfort. Under control.

**Report: RENEW**

**Function: Test, Adjust, & Balance**

**Date: 11/17/2022**

# PROJECT

**11-14 FREDDY'S - BRIDGETON, MO - RENEW  
3H (5)**

947 NW PLAZA DR

BRIDGETON, MO 63074

## Client

Freddy's Frozen Custard & Steakburgers (CORPORATE)

260 N Rock Rd

Suite 200

Wichita, KS 67206

# National TAB

Project: 11-14 FREDDY'S - BRIDGETON, MO - RENEW 3H (5)

## Table Of Contents

| Section        | Page # |
|----------------|--------|
| Summary        | 3      |
| Issue Data     | 4      |
| Checklist Data | 5      |

The purpose of the visit is to perform preventative maintenance for the store. We change belts and filters, clean evaporators and condenser, and check refrigeration and heating cycle where possible. We also, check and set exhaust, outside air, and make up air coming in out of the build to the engineer's design and/or to make the space as comfortable and healthy as possible. All of this ensures a healthy and comfortable space, extends service life of units, and reduces the number of future repairs by prevention.

Freddy's locations for preventative maintenance are done in a pair. This allows two stores preventative maintenance to be completed in one day. To accomplish this the food equipment will be cleaned every 6 months. So, every other visit to a store the food equipment will be evaluated and cleaned.

RTUs: There evaporator coil was rinsed off and cleaned. During warmer months a self-cleaning chemical is sprayed on the evaporator. The outside air filters were rinsed off to remove any dirt, so the unit stays at the designated outside air set point. Based on static pressures, amps, and fan rpm it shows that the total supply has not changed since the last test and balance.

MAU: The intake filters had slight dirt accumulation. They were washed.

All exhaust fans were cleaned out on the roof. The vents to the motor were cleaned so they can vent properly.

All issues found are reported in the Recommendation list at the start of the report.



Comfort. Under control.

## 11-14 FREDDY'S - BRIDGETON, MO - RENEW 3H (5)

### Project Issue Information

**Issue Name :** KEF-1 Wind band extension.

**Description :** One strap will not secure. Extension is still firmly in place.

**Created By :** National TAB

**Assigned To :** National TAB - Michael McDonnell

**Status :** Open

**Originated Date :** 11/16/2022 - Michael McDonnell - National TAB

#### Project Issue File Details



KEF-1.jpeg



Comfort. Under control.

## 11-14 FREDDY'S - BRIDGETON, MO - RENEW 3H (5)

### CheckList Information

|                                  |                         |                 |              |
|----------------------------------|-------------------------|-----------------|--------------|
| <b>Name :</b>                    | RENEW - HVAC EVALUATION | <b>Status :</b> | NotSubmitted |
| <b>Assigned Organization :</b>   | National TAB            | <b>Asset :</b>  |              |
| <b>Requesting Organization :</b> | National TAB            |                 |              |

### CheckList Item Details

#### STORE FRONT PICTURE

#### ROOFTOP PICTURES (ADD THREE FROM DIFFERENT ANGLES)

#### RTU1 (TAKE PICTURE OF UNIT)

MFG & MODEL NUMBER

LENNOX / LGH150H4BH2Y



FuseIT71217d8b81714c....

OA CFM

892

OA DAMPER POSITION

30%

FAN SUCTION AND DISCHARGE PRESSURE

-0.59" MA 0.89" DISCHARGE

BLOWER MOTOR RLA / FLA

10.4/10.2/10.3

#### RTU2 (TAKE PICTURE OF UNIT)

MFG & MODEL NUMBER

LENNOX / LGH150H4BH2Y



**FuseIT577df139c4be42....**

|   |                           |
|---|---------------------------|
| OA CFM                                      | 882                       |
| OA DAMPER POSITION                          | 27%                       |
| FAN SUCTION AND DISCHARGE PRESSURE          | -0.10" MA 0.58" DISCHARGE |
| BLOWER MOTOR RLA / FLA                      | 10.4/10.4/10.4            |
| <b>RTU3 (TAKE PICTURE OF UNIT)</b>          |                           |
| MFG & MODEL NUMBER                          | NA                        |
| OA CFM                                      | NA                        |
| OA DAMPER POSITION                          | NA                        |
| FAN SUCTION AND DISCHARGE PRESSURE          | NA                        |
| BLOWER MOTOR RLA / FLA                      | NA                        |
| <b>KEF1 - HOOD 1 (TAKE PICTURE OF UNIT)</b> |                           |
| MFG & MODEL NUMBER                          | CAPTIVE AIRE / DU85HFA    |



FuseIT6062cfc39d8343....



FuseITec097924df684b....

EXH-CFM

1458

MOTOR RLA / FLA

8.0

KEF2 - HOOD 2 (TAKE PICTURE OF UNIT)

SEE ATTACHED



FuseITc2931633ffe641....



FuseITd6fa4b79238d47....

MFG & MODEL NUMBER

CAPTIVE AIRE / DU50HFA

EXH-CFM

744

MOTOR RLA / FLA

2.5

MUA - ALL HOODS (TAKE PICTURE OF UNIT)

SEE PICTURE



FuseIT11beff50281c41....

MFG & MODEL NUMBER

CAPTIVE AIRE / A1-D.250-15D

MUA-CFM

1688

MOTOR RLA/FLA


2.5/2.4/2.4

**KITCHEN HOODS (TAKE PICTURE OF HOODS)**

**CONTROLS AND PERFORMANCE**

TAKE PICTURE OF THERMOSTATS AND WALL SENSORS

SEE ATTACHED



FuseIT30e0d2b1b4a540....



FuseITab2b16b0ff1247....



FuseIT96045de5673c41....

ARE THERMOSTATS PROGRAMMED FOR OCCUPIED HOURS AND IS THE FAN IN "ON" MODE DURING OCCUPIED TIMES

YES



FuseITc9e98e0dd91545....



FuseIT0ed1346b763843....

BUILDING PRESSURE (FINAL)

0.001" AVE

HOOD CAPTURE (WITNESS COOKING OR SMOKE TEST)

100% OBSERVED COOKING

ANY COMMENTS:

[1] Recommend checking the top of the PSPs next time at store AM.

**Notes/Comments :**

NA



Comfort. Under control.

## 11-14 FREDDY'S - BRIDGETON, MO - RENEW 3H (5)

### CheckList Information

**Name :** RENEW - SITE PICTURES **Status :** NotSubmitted  
**Assigned Organization :** National TAB **Asset :**  
**Requesting Organization :** National TAB

### CheckList Item Details

#### ROOF TOP BEFORE AND AFTER PICTURES

RTU 1 O.A. FILTER (BEFORE AND AFTER)



**Clean(2).jpeg**



**Dirty(1).jpeg**

RTU 1 FINAL FILTER (BEFORE AND AFTER)



**Dirty(1).jpeg**



**Clean(2).jpeg**


---

**RTU 1 CONDENSOR COIL (BEFORE AND AFTER)**

Did not clean due to freezing temperatures.



**Cond1.jpeg**



**Cond2.jpeg**

---

**RTU 1 EVAPORATOR COIL (BEFORE AND AFTER)**



**Clean(2).jpeg**



**Dirty(1).jpeg**

---

**RTU 1 - CONDENSATE DRAIN**

---



**Pan.jpeg**

---

RTU 1 CONDENSATE PAN

---



**Pan.jpeg**

---

RTU 2 OA MESH FILTER (BEFORE AND AFTER)

---



**Clean(2).jpeg**



**Dirty(1).jpeg**

---

RTU 2 FINAL FILTER (BEFORE AND AFTER)

---



**Dirty(1).jpeg**


---

RTU 2 CONDENSOR COIL (BEFORE AND AFTER)

Did not clean due to freezing temperatures.



**Cond.jpeg**



**Cond2.jpeg**

---

RTU 2 EVAPORATOR COIL (BEFORE AND AFTER)



**Dirty(1).jpeg**



**Clean(2).jpeg**

---

RTU 2 CONDENSATE DRAIN

---



**Drain.jpeg**

**RTU 2 CONDENSATE PAN**



**Pan.jpeg**

**MUA (BEFORE/AFTER)**

**EXHAUST FAN BEFORE AND AFTER PICTURES**

**EXHAUST FAN KEF1 MOTOR HOUSING CLEANED**



**Dirty(1).jpeg**



**Clean(2).jpeg**

EXHAUST FAN KEF1 GREASE CUP PROPERLY INSTALLED




Cup.jpeg

EXHAUST FAN KEF2 MOTOR HOUSING CLEANED



Clean(2).jpeg



Dirty(1).jpeg

EXHAUST FAN KEF2 GREASE CUP PROPERLY INSTALLED




Cup.jpeg

EXHAUST FAN KEF3 MOTOR HOUSING CLEANED



FuseIT8b248d0512a6439...



Dirty(1).jpeg

EF-1 RESTROOMS FAN HOUSING PICTURE



Clean(2).jpeg




Dirty(1).jpeg

EF-2 RESTROOMS FAN HOUSING PICTURE



Clean(2).jpeg



Dirty(1).jpeg

Notes/Comments :

