

Report By:

National TAB
1329 E. KEMPER ROAD
SUITE 4210
CINCINNATI, OH 45246



Report: TAB REPORT
Function: Test, Adjust, & Balance
Date: 11/19/2025
Completed By: National TAB

PROJECT

11-17-25 CHIPOTLE #5765 NOLENSVILLE, TN

7350 NOLENSVILLE RD

NOLENSVILLE, TN 37135

Client

Chipotle Mexican Grill
610 Newport Center Drive, Suite 1100
Newport Beach, CA 92660

National TAB

Project: 11-17-25 CHIPOTLE #5765 NOLENSVILLE, TN

Table Of Contents

Section	Page #
SUMMARY	3
REMARKS	4
BALANCE SCHEDULE	11
CHECKLISTS	12
AHU/RTU	21
FAN - Exhaust	27
FAN - Supply	31
Kitchen Hood Type I	33
GRD LAYOUT	34



National TAB

Project: 11-17-25 CHIPOTLE #5765 NOLENSVILLE, TN
Function: Test, Adjust, & Balance

Project Summary

Project Summary

The summary below provides a quick understanding of our scope of work and general testing procedures. Enclosed in the report is further detail about your building performance including recommendations, asset data, and pictures. Our focus is to work with the trades to remedy any issues or deficiencies during the actual field balancing and not after the balancing has occurred to achieve a positive environment and outcome. The level of success is determined by the availability of the trades, possible parts needed, or time constraints.

RTU's (Roof Top Units) w/ Diffusers

Each of the RTU's were measured at their terminal devices or via traverse to establish a total flow for that unit. Each RTU was adjusted to within tolerance of the engineer's design flow. Each outlet was then adjusted to within tolerance of the design flow. Outside air was measured by reading the intake air opening with a velocity grid and multiplying by the free area. The outside air damper was adjusted until the airflow was within the design requirements. Any equipment that fell outside of that tolerance is noted throughout the report.

Kitchen Exhaust Hood & Associated Fans

Each kitchen exhaust fan was measured at the hood filter bay utilizing a velocity matrix and a manufacturer's correction factor. Each filter velocity is multiplied by the manufacturer's corrected area. The sum of these readings equals the total flow of the exhaust fans. The total flow of the exhaust was then adjusted to within tolerance of the design flow. . Any EF's that fell outside of this tolerance is noted throughout the report.

MUA (Make Up Air Unit) w/ PSP

Total flow for the MAU (Make-up Air Unit) unit was measured by readings taken at the discharge of the hood's perforated supply plenum. Readings taken with a velocity matrix were averaged and multiplied by a manufacturer's corrected area. Adjustments to the fan speed were made in order to bring the unit to within design tolerance. Any MUA's that fell outside of this tolerance is noted throughout the report.

General Exhaust Fans w/ Grilles

The general exhaust fans were measured by reading each air device with a flow hood. The total airflow for each fan is equivalent to the sum of these readings. Fan speed was then adjusted so that the airflow was within tolerance of design. Each terminal device was balanced to within tolerance of the design volume using the installed volume dampers. Any equipment that fell outside of this tolerance is noted throughout the report.

Final Building Tests

After completing the test and balance the final building pressure was measured. It was confirmed that the building pressure fell within acceptable tolerances of -0.02" wc to +0.02" wc and that the pressure measurement coincides with the actual and design net airflow. Any deviations from these standards are noted throughout the report. The hood capture was tested at the perimeter of the hood and the cook top level with the equipment heat on to ensure satisfactory hood capture and containment.

Issue List

- EF-2 GRILLS
- EF-2 MOUNTING
- RTU CONDENSATE DRAINS
- RTU FILTERS
- RTU STATIC PRESSURES
- RTU-2 RETURN DUCT



11-17-25 CHIPOTLE #5765 NOLENSVILLE, TN

Project Issue Information

Issue Name : EF-2 GRILLS
Description : EF-2's exhaust grills are different from what design calls for. This did not impede TAB; dampers were present on ductwork.
Created By : National TAB **Assigned To :** National TAB - Noah Stafford
Status : Open
Priority : Low **Asset Tag :** EF2
Originated Date : 11/18/2025 - Noah Stafford - National TAB

Project Issue File Details



11/18/2025



11/18/2025



11-17-25 CHIPOTLE #5765 NOLENSVILLE, TN


Project Issue Information

Issue Name : EF-2 MOUNTING
Description : EF-2 is not secured to curb; no mounting screws are installed. Issue does not interfere with TAB.
Created By : National TAB **Assigned To :** National TAB - Noah Stafford
Status : Pending
Priority : High **Asset Tag :** EF2
Originated Date : 11/17/2025 - Noah Stafford - National TAB

Project Issue File Details



11/17/2025



11/17/2025



11-17-25 CHIPOTLE #5765 NOLENSVILLE, TN

Project Issue Information

Issue Name : RTU CONDENSATE DRAINS
Description : RTU-1 and RTU-2 condensate drains appear incomplete. This issue does not interfere with TAB.
Created By : National TAB **Assigned To :** National TAB - Noah Stafford
Status : Open
Priority : Medium **Asset Tag :**
Originated Date : 11/17/2025 - Noah Stafford - National TAB

Project Issue File Details



11/17/2025



11/17/2025



11-17-25 CHIPOTLE #5765 NOLENSVILLE, TN

Project Issue Information

Issue Name : RTU FILTERS
Description : Both RTUs still have the construction filters and need the white long-term filters. Issue does not impede TAB.
Created By : National TAB **Assigned To :** National TAB - Noah Stafford
Status : Open
Priority : Low **Asset Tag :**
Originated Date : 11/20/2025 - Noah Stafford - National TAB

Project Issue File Details



11/20/2025



11-17-25 CHIPOTLE #5765 NOLENSVILLE, TN

Project Issue Information

Issue Name : RTU STATIC PRESSURES
Description : Both RTUs have abnormally high static pressures potentially due to two reasons: - air leakage onto the curb from the discharge side - supply drop inlet too narrow TAB cannot be completed on RTU-1 until resolved.
Created By : National TAB **Assigned To :** National TAB - Noah Stafford
Status : Open
Priority : Urgent **Asset Tag :**
Originated Date : 11/18/2025 - Noah Stafford - National TAB

Project Issue File Details



11/18/2025



11-17-25 CHIPOTLE #5765 NOLENSVILLE, TN

Project Issue Information

Issue Name : RTU-2 RETURN DUCT
Description : The return duct is round flex duct, but the design calls for rectangular hard duct. This may interfere with TAB.
Created By : National TAB **Assigned To :** National TAB - Noah Stafford
Status : Open
Priority : Medium **Asset Tag :** RTU2
Originated Date : 11/18/2025 - Noah Stafford - National TAB

Project Issue File Details



11/18/2025

AIR BALANCE SCHEDULE

UNIT	AREA SERVED	HVAC SUPPLY		HVAC RETURN		HVAC OUTDOOR		OA %		HOOD MAKE-UP		HOOD EXHAUST		GENERAL EXH.	
		DESIGN	ACTUAL	DESIGN	ACTUAL	DESIGN	ACTUAL	DESIGN	ACTUAL	DESIGN	ACTUAL	DESIGN	ACTUAL	DESIGN	ACTUAL
RTU-1	KITCHEN	4000	3506	3500	2992	500	514	12.5%	14.7%						
RTU-2	DINING	4375	4194	3375	3133	1000	1061	22.9%	25.3%						
MUA-1	KITCHEN HD									1300	1301				
EF-1	KITCHEN HD											2550	2726		
EF-2	RESTROOM													150	146
TOTALS		8375	7700	6875	6125	1500	1575			1300	1301	2550	2726	150	146

NET BUILDING AIRFLOW CALCULATION

TOTALS	DESIGN	ACTUAL
TOTAL OA	2800	2876
TOTAL EXHAUST	2700	2872
NET AIRFLOW	100	4

DOOR TESTED	BUILDING PRESSURE MEASUREMENTS (IN. H2O)
FRONT	0.006
SIDE	0.001
REAR	0.001
AVERAGE	0.0027

FINAL CHECKS

- ACTUAL NET AIRFLOW COINCIDES WITH DESIGN: ✓

- MEASURED PRESSURES COINCIDES WITH ACTUAL NET AIRFLOW: ✓

- PRESSURE FALLS WITHIN IMC TOLERANCE OF +/-0.02" W.C. ✓

NOTES:

CheckList List

- 01: RTU'S/AHU'S
- 02: EF'S
- 03: MUA
- 04: HOODS
- 05: FINAL TESTS



11-17-25 CHIPOTLE #5765 NOLENSVILLE, TN

CheckList Information

Name : 01: RTU'S/AHU'S **Status :** Completed

Assigned Organization : National TAB **Asset :**

Requesting Organization : National TAB

Created Date : 10/20/2025 - Natasha Louw - National TAB

Completed Date : 11/19/2025 - Noah Stafford - National TAB

CheckList Item Details

RTU's/AHU's

Thermostats installed and have power?	Yes
---------------------------------------	-----

Comment:

All diffusers and grilles are installed and match design?	Yes
---	-----

Comment:

Deflector plates are removed from 1x1 diffusers on the serve line (double check that this is specified on the diffuser schedule first)	Yes
--	-----

Comment:

Economizer blank plate is installed below the outside air intake (Trane only) (N/A = not applicable)	N/A
--	-----

Comment:

Economizers are assembled and functional?	Yes
---	-----

Comment:

DCV Max damper opening position is set to minimum?	Yes
--	-----

Comment:

Free cooling enthalpy set point set for lowest setting (Typically "D")

Yes

Comment:

Motors are all operating below the FLA rating?

Yes

Comment:

Are belts tight?

N/A

Comment:

If direct drive unit is the speed controller working?

Yes

Comment:

Is gas piping installed and valves turned on?

Yes

Comment:

Unit free of noticeable noise and vibration

Yes

Comment:

Final outside air damper position is marked with permanent marker?

Yes

Comment:



11-17-25 CHIPOTLE #5765 NOLENSVILLE, TN

CheckList Information

Name : 02: EF'S **Status :** Completed

Assigned Organization : National TAB **Asset :**

Requesting Organization : National TAB

Created Date : 10/20/2025 - Natasha Louw - National TAB

Completed Date : 11/19/2025 - Noah Stafford - National TAB

CheckList Item Details

EF's

Rotation is correct?	Yes
-----------------------------	-----

Comment:

Belts are tight?	N/A
-------------------------	-----

Comment:

Viroguard installed on hood fan(s)?	Yes
--	-----

Comment:

Hinge kit installed installed on hood fan?	Yes
---	-----

Comment:

Lean fan back. Is grease duct installation adequate and is duct ran all the way to the base of the fan?	Yes
--	-----

Comment:

Flex conduit is long enough so that fan can be completely tilted back?	Yes
---	-----

Comment:

There is no major leakage around base of fan?

Yes

Comment:

Is the motor operating below the motor FLA rating?

Yes

Comment:

For restroom fan(s) is the back draft damper installed and can it fully open?

Yes

Comment:

Unit free of noticeable noise and vibration?

Yes

Comment:



11-17-25 CHIPOTLE #5765 NOLENSVILLE, TN

CheckList Information

Name : 03: MUA **Status :** Completed

Assigned Organization : National TAB **Asset :**

Requesting Organization : National TAB

Created Date : 10/20/2025 - Natasha Louw - National TAB

Completed Date : 11/19/2025 - Noah Stafford - National TAB

CheckList Item Details

MUA

Rotation is correct?	Yes
----------------------	-----

Comment:

Gas piping is installed and valves are in on position?	Yes
--	-----

Comment:

Internal motorized damper is fully opening?	Yes
---	-----

Comment:

Motor is operating below the FLA rating?	Yes
--	-----

Comment:

Unit free of noticeable noise and vibration?	Yes
--	-----

Comment:



11-17-25 CHIPOTLE #5765 NOLENSVILLE, TN

CheckList Information

Name : 04: HOODS **Status :** Completed

Assigned Organization : National TAB **Asset :**

Requesting Organization : National TAB

Created Date : 10/20/2025 - Natasha Louw - National TAB

Completed Date : 11/17/2025 - Noah Stafford - National TAB

CheckList Item Details

HOODS

All hood filters installed and accounted for? Yes

Comment:

Hoods are wired and have power? Yes

Comment:

Hood is free of alarms? Yes

Comment:

Hood is free of damage? Yes

Comment:

Quarter or full vertical end panels are installed if specified? Yes

Comment:



11-17-25 CHIPOTLE #5765 NOLENSVILLE, TN

CheckList Information

Name : 05: FINAL TESTS **Status :** Completed
Assigned Organization : National TAB **Asset :**
Requesting Organization : National TAB
Created Date : 10/20/2025 - Natasha Louw - National TAB
Completed Date : 11/20/2025 - Noah Stafford - National TAB

CheckList Item Details

FINAL CHECKS

Is space free of drafting? Yes

Comment:

Is space comfortable in all areas? Yes

Comment:

Is the space free of ventilation noise? Yes

Comment:

List kitchen equipment turned on for testing N/A

Comment:

List smoke candle type used

Comment:

CE0163

HOOD CAPTURE TEST

Smoke test capture % - Perimeter of hood

Comment:

100%

Smoke test capture % - Top of cooking surface

Comment:

100%

WITNESS

Date test was completed

11/19/2025

Comment:

TAB tech name / Firm

Comment:

Noah Stafford National TAB Intelligence

Site super name / Firm

Comment:

Andrew Hooper Shaub Construction

Owner representative name / Firm (if Applicable)

Comment:

BUILDING PRESSURE

Do actual net building airflow, design net building airflow, and pressure coincide? If not why? (All three should either be positive or negative)

Pass

Comment:

National TAB

Project: 11-17-25 CHIPOTLE #5765 NOLENSVILLE, TN

System/Unit: AHU/RTU



Asset: RTU1

AREA:KITCHEN

Unit Data		
	Design	Actual
MFG	CARRIER	CARRIER
Serial Num	-	3025P60525
Model Num	48FEDN12B3M5-8W4C0	48FEDN12B3M5-8W4C0
Type	RTU	RTU
Configuration	VERTICAL	VERTICAL
Num OA Filters 1	-	1
OA Filter Size 1	-	36"x20.5"
Num Final Filter 1	-	4
Final Filter Size 1	-	20"x20"x2"

Motor Data		
	Design	Actual
Motor MFG	-	CARRIER
Horsepower	-	5
Phase	3	3
Rated Voltage	208	208
Rated Amperage	-	12.6

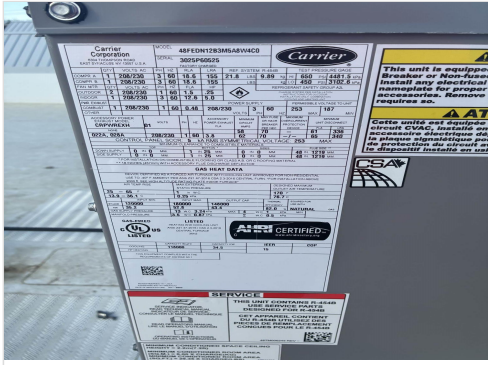
Test Data		
	Design	Actual
SF CFM	4000	3506
RA CFM	3500	2992
OA CFM	500	514
RL Voltage	-	213/212/210
RL Amperage	-	8.8A
SF Rotation	-	CCW
SF System SetPt	-	9.77V
Min OA Damper Position	-	3.0V
Min OA Damper Type	-	ECONOMIZER
OA Enthalpy Setpt	-	22Btu/lb

Performance Data		
	Design	Actual
MA Plenum SP	-	-0.98"
Fan Suction SP	-	-1.75"
Fan Discharge SP	-	1.55"
Total ESP	0.80"	2.53"
Fan Total SP	-	3.30"

General	
	Actual
Fan Rotation Correct	
Unit Filters Clean	
Condensate Drain Installed	

Completed By: Noah Stafford on 11/19/2025

Unit Data - PHOTO LOG



11/17/2025



11/17/2025



11/17/2025

National TAB

Project:11-17-25 CHIPOTLE #5765 NOLENSVILLE, TN

AHU/RTU



Diffuser Supply (GRD)

RTU1/KITCHEN

Asset									
Asset Name	Location	Type	Size	DESIGN CFM	AK	CFM(1)	CFM(2)	FINAL CFM	% to design
SGRD1	KITCHEN	CD2	8"	325	1	187	191	271	83.4
SGRD2	KITCHEN	CD2	8"	325	1	235	267	298	91.7
SGRD3	KITCHEN	CD2	8"	325	1	205	248	273	84.0
SGRD4	KITCHEN	CD2	8"	325	1	189	221	288	88.6
SGRD5	KITCHEN HD	ACPSP	165X6	696	0.76	841	614	658	94.5
SGRD6	KITCHEN	CD1	12"	450	1	491	548	373	82.9
SGRD7	KITCHEN	CD1	12"	450	1	318	353	400	88.9
SGRD8	BOH	CD1	12"	450	1	360	418	401	89.1
SGRD9	BOH	CD1	12"	450	1	290	290	370	82.2
SGRD10	OFFICE	CD1	8"	200	1	163	170	174	87.0
Total				3996		3279	3320	3506	87.74%

National TAB

Project: 11-17-25 CHIPOTLE #5765 NOLENSVILLE, TN

System/Unit: AHU/RTU



Asset: RTU2

AREA:DINING

Unit Data		
	Design	Actual
MFG	CARRIER	CARRIER
Serial Num	-	3025P60599
Model Num	48FEDN14B3M5-8W4C0	48FEDN14B3M5-8W4C0
Type	RTU	RTU
Configuration	VERTICAL	VERTICAL
Num OA Filters 1	-	1
OA Filter Size 1	-	36"x20.5"
Num Final Filter 1	-	4
Final Filter Size 1	-	20"x20"x2"

Motor Data		
	Design	Actual
Motor MFG	-	CARRIER
Horsepower	-	5
Phase	3	3
Rated Voltage	208	208
Rated Amperage	-	12.6

Test Data		
	Design	Actual
SF CFM	4375	4194
RA CFM	3375	3133
OA CFM	1000	1061
RL Voltage	-	210/212/213V
RL Amperage	-	11.6A
SF Rotation	-	CCW
SF System SetPt	-	7.56V
Min OA Damper Position	-	5.5V
Min OA Damper Type	-	ECONOMIZER
OA Enthalpy Setpt	-	22Btu/lb

Performance Data		
	Design	Actual
MA Plenum SP	-	-0.64"
Fan Suction SP	-	-1.01"
Fan Discharge SP	-	1.17"
Total ESP	0.80"	1.81"
Fan Total SP	-	2.18"

General	
	Actual
Fan Rotation Correct	YES
Unit Filters Clean	
Condensate Drain Installed	

Completed By: Noah Stafford on 11/19/2025

National TAB

Project:11-17-25 CHIPOTLE #5765 NOLENSVILLE, TN

AHU/RTU



Diffuser Supply (GRD)

RTU2/DINING

Asset									
Asset Name	Location	Type	Size	DESIGN CFM	AK	CFM(1)	CFM(2)	FINAL CFM	% to design
SGRD1	DINING	SR1	14"	875	1	351	1056	853	97.5
SGRD2	DINING	SR1	14"	750	1	745	1168	706	94.1
SGRD3	DINING	SR1	14"	650	1	407	652	633	97.4
SGRD4	DINING	SR1	14"	550	1	759	641	527	95.8
SGRD5	DINING	SR1	14"	500	1	379	548	495	99.0
SGRD6	DINING	SR2	18/6	550	1	271	366	505	91.8
SGRD7	DINING	SR2	18/6	500	1	266	633	475	95.0
Total				4375		3178	5064	4194	95.86%

National TAB

Project: 11-17-25 CHIPOTLE #5765 NOLENSVILLE, TN

System/Unit: FAN - Exhaust



Asset: EF1

AREA:KITCHEN HD

Unit Data		
	Design	Actual
MFG	CAPTIVE-AIRE	CAPTIVE-AIRE
Model Num	DU180HFA	DU180HFA
Serial Num	-	7537195
Type	UPBLAST	UPBLAST
Configuration	VERTICAL	VERTICAL

Motor Data		
	Design	Actual
Motor MFG	-	NEMA
Frame	-	184T
Horsepower	2.00	2
Motor Rpm	-	1165
Phase	3	3
Voltage (rated)	208	230
Amperage (rated)	-	6.56
Service Factor	-	1.15

Test Data		
	Design	Actual
CFM	2550	2726
Fan RPM	1230	1014
Fan Rotation	-	CCW
Motor RPM	-	1014
System SetPt	-	52.2Hz
RL Voltage	-	105V
RL Amperage	-	5A
Total ESP	1.450"	0.6"
Fan Inlet SP	-	-0.5"
Fan Discharge SP	-	-0.1"

Completed By: Noah Stafford on 11/19/2025

National TAB

Project: 11-17-25 CHIPOTLE #5765 NOLENSVILLE, TN

System/Unit: FAN - Exhaust



Asset: EF2

AREA:RESTROOM

Unit Data		
	Design	Actual
MFG	CAPTIVE-AIRE	CAPTIVE-AIRE
Model Num	DR12HFA	DR12HFA
Serial Num	-	DR12HFA
Type	DOWNBLAST	DOWNBLAST
Configuration	VERTICAL	VERTICAL

Motor Data		
	Design	Actual
Motor MFG	-	TELCO GREEN
Horsepower	0.250	0.25
Motor Rpm	-	1800
Phase	1	1
Voltage (rated)	115	115
Amperage (rated)	-	2.9


Test Data		
	Design	Actual
CFM	150	146
Fan RPM	1293	1103
Fan Rotation	-	CCW
Motor RPM	-	1103
System SetPt	-	57%
RL Voltage	-	6.4V
RL Amperage	-	0.6A
Total ESP	0.600"	0.42"
Fan Inlet SP	-	-0.13"
Fan Discharge SP	-	-0.29"

Completed By: Noah Stafford on 11/19/2025

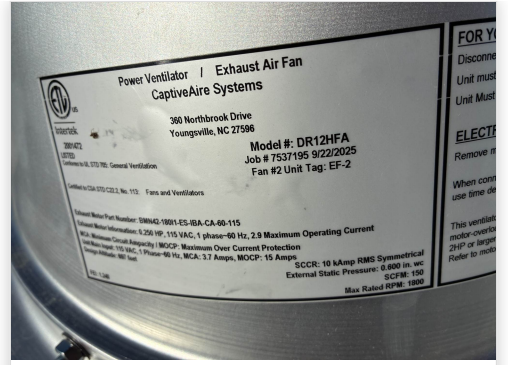
Unit Data - PHOTO LOG



11/17/2025



11/17/2025



11/17/2025

National TAB

Project: 11-17-25 CHIPOTLE #5765 NOLENSVILLE, TN

FAN - Exhaust



Diffuser Ret/Exh (GRD)

EF2/RESTROOM

Asset									
Asset Name	Location	Type	Size	DESIGN CFM	AK	CFM(1)	CFM(2)	FINAL CFM	% to design
EGRD1	RESTROOM	ER1	6/6	75	1	111	75	75	100.0
EGRD2	RESTROOM	ER1	6/6	75	1	66	71	71	94.7
Total				150		177	146	146	97.33%

National TAB

Project: 11-17-25 CHIPOTLE #5765 NOLENSVILLE, TN

System/Unit: FAN - Supply



Asset: MAU1

AREA:KITCHEN HD

Unit Data		
	Design	Actual
MFG	CAPTIVE-AIRE	CAPTIVE-AIRE
Model Num	A1-D.250-15D	A1-D.250-15D
Serial Num	-	7537195
Type	MAU	MAU
Configuration	VERTICAL	VERTICAL

Motor Data		
	Design	Actual
Motor MFG	-	NEMA
Frame	-	143T
Horsepower	1.00	1
Motor Rpm	-	1740
Phase	3	3
Voltage (rated)	208	208
Amperage (rated)	-	2.9
Service Factor	-	1

Gas Heat		
	Design	Actual
Heater Operates (y/n)	-	Y
Flame Status (pass/fail)	-	PASS
Inlet Air Temp SetPt	55	55
Discharge Air Temp SetPt	60	60
Air Flow Switch SP Actual	-	0.38"

Test Data		
	Design	Actual
CFM	1300	1320
SF RPM	1555	1301
Motor RPM	-	1301
SF System SetPt	-	50.2Hz
RL Voltage	-	129V
RL Amperage	-	2.3A
Total ESP	-	ATM
Fan Discharge SP	-	0.53"


General	
	Actual
Fan Rotation Correct	YES

Completed By: Noah Stafford on 11/19/2025


Unit Data - PHOTO LOG



11/17/2025



11/17/2025



11/17/2025

National TAB

Project: 11-17-25 CHIPOTLE #5765 NOLENSVILLE, TN

System/Unit: Kitchen Hood Type I



Asset: HD1

AREA:KITCHEN

Unit Data		
	Design	Actual
MFG	CAPTIVE-AIRE	CAPTIVE-AIRE
Model Num	5424 ND-2-ACPSP-F	5424 ND-2-ACPSP-F
Job / Serial Num	-	7537195
Type	TYPE 1 CANOPY	TYPE 1 CANOPY
Hood length	153"	153"
Hood Width	54"	54"
Supply Plenum Type	-	PERFORATED
Supply Plenum Width	9"	9"
Supply Plenum Length	165"	165"

Test Data Supply		
	Design	Actual
Total Area	10.31	10.31
Kv factor (Vel)	0.81	0.81
Num of Readings	-	9
Reading1 FPM	-	121
Reading2 FPM	-	152
Reading3 FPM	-	161
Reading4 FPM	-	135
Reading5 FPM	-	-
Reading6 FPM	-	146
Reading7 FPM	-	173
Reading8 FPM	-	176
Reading9 FPM	-	196
Ave FPM(corr)	-	158
CFM	1300	1320

Test Data Exhaust		
	Design	Actual
Filter Type	CAPTRATE SOLO FILTER	CAPTRATE SOLO FILTER
Filter Size 1	16X16	16X16
Filter Qty 1	9	9
Filter AK factor size 1	1.62	1.62
Filter Total AK Area	14.58	14.58
Filter1 FPM	-	198
Filter2 FPM	-	173
Filter3 FPM	-	191
Filter4 FPM	-	214
Filter5 FPM	-	213
Filter6 FPM	-	205
Filter7 FPM	-	169
Filter8 FPM	-	169
Filter9 FPM	-	153
Filter Ave FPM(corr)	-	187
CFM	2550	2726

Cooking Equipment	
	Actual
Item 1	STOVE
Item 2	GRILL
Item 3	RICE COOKER
Item 4	FRYER

Completed By: Noah Stafford on 11/18/2025

