

**Report By:**

National TAB  
1329 E. KEMPER ROAD  
SUITE 4210  
CINCINNATI, OH 45246



**Report: TAB REPORT**  
**Function: Test, Adjust, & Balance**  
**Date: 11/19/2025**  
**Completed By: National TAB**

# PROJECT

## 11-17-25 CHIPOTLE #5765 NOLENSVILLE, TN

7350 NOLENSVILLE RD

NOLENSVILLE, TN 37135

### Client

Chipotle Mexican Grill  
610 Newport Center Drive, Suite 1100  
Newport Beach, CA 92660

# National TAB

Project: 11-17-25 CHIPOTLE #5765 NOLENSVILLE, TN

## Table Of Contents

Section	Page #
SUMMARY	3
REMARKS	4
BALANCE SCHEDULE	10
CHECKLISTS	11
AHU/RTU	20
FAN - Exhaust	26
FAN - Supply	31
Kitchen Hood Type I	33



# National TAB

Project: 11-17-25 CHIPOTLE #5765 NOLENSVILLE, TN  
Function: Test, Adjust, & Balance

## Project Summary

### Project Summary

The summary below provides a quick understanding of our scope of work and general testing procedures. Enclosed in the report is further detail about your building performance including recommendations, asset data, and pictures. Our focus is to work with the trades to remedy any issues or deficiencies during the actual field balancing and not after the balancing has occurred to achieve a positive environment and outcome. The level of success is determined by the availability of the trades, possible parts needed, or time constraints.

### RTU's (Roof Top Units) w/ Diffusers

Each of the RTU's were measured at their terminal devices or via traverse to establish a total flow for that unit. Each RTU was adjusted to within tolerance of the engineer's design flow. Each outlet was then adjusted to within tolerance of the design flow. Outside air was measured by reading the intake air opening with a velocity grid and multiplying by the free area. The outside air damper was adjusted until the airflow was within the design requirements. Any equipment that fell outside of that tolerance is noted throughout the report.

### Kitchen Exhaust Hood & Associated Fans

Each kitchen exhaust fan was measured at the hood filter bay utilizing a velocity matrix and a manufacturer's correction factor. Each filter velocity is multiplied by the manufacturer's corrected area. The sum of these readings equals the total flow of the exhaust fans. The total flow of the exhaust was then adjusted to within tolerance of the design flow. . Any EF's that fell outside of this tolerance is noted throughout the report.

### MUA (Make Up Air Unit) w/ PSP

Total flow for the MAU (Make-up Air Unit) unit was measured by readings taken at the discharge of the hood's perforated supply plenum. Readings taken with a velocity matrix were averaged and multiplied by a manufacturer's corrected area. Adjustments to the fan speed were made in order to bring the unit to within design tolerance. Any MUA's that fell outside of this tolerance is noted throughout the report.

### General Exhaust Fans w/ Grilles

The general exhaust fans were measured by reading each air device with a flow hood. The total airflow for each fan is equivalent to the sum of these readings. Fan speed was then adjusted so that the airflow was within tolerance of design. Each terminal device was balanced to within tolerance of the design volume using the installed volume dampers. Any equipment that fell outside of this tolerance is noted throughout the report.

### Final Building Tests

After completing the test and balance the final building pressure was measured. It was confirmed that the building pressure fell within acceptable tolerances of -0.02" wc to +0.02" wc and that the pressure measurement coincides with the actual and design net airflow. Any deviations from these standards are noted throughout the report. The hood capture was tested at the perimeter of the hood and the cook top level with the equipment heat on to ensure satisfactory hood capture and containment.

## Issue List

- EF-2 DIFFUSERS DO NOT MATCH DESIGN
- EF-2 MOUNTING
- RTU FILTERS
- RTU-1 & 2 DISCHARGE TRANSITION
- RTU-1 RETURN DUCT



**11-17-25 CHIPOTLE #5765 NOLENSVILLE, TN**

**Project Issue Information**

**Issue Name :** EF-2 DIFFUSERS DO NOT MATCH DESIGN  
**Description :** EF-2's exhaust grilles do not match design. This did not impede TAB; dampers were present elsewhere on ductwork.  
**Created By :** National TAB                      **Assigned To :** National TAB - Noah Stafford  
**Status :** Open  
**Priority :** InfoOnly                                      **Asset Tag :** EF2  
**Originated Date :** 11/18/2025 - Noah Stafford - National TAB

Project Issue File Details



11/18/2025



11/18/2025



**11-17-25 CHIPOTLE #5765 NOLENSVILLE, TN**

**Project Issue Information**

**Issue Name :** EF-2 MOUNTING  
**Description :** EF-2 is not mounted to curb. Install according to manufacturer guidelines.  
**Created By :** National TAB                      **Assigned To :** National TAB - Noah Stafford  
**Status :** Pending  
**Priority :** Medium                                      **Asset Tag :** EF2  
**Originated Date :** 11/17/2025 - Noah Stafford - National TAB

Project Issue File Details



11/17/2025



11/17/2025



**11-17-25 CHIPOTLE #5765 NOLENSVILLE, TN**

**Project Issue Information**

**Issue Name :** RTU FILTERS  
**Description :** Both RTUs still have construction filters installed. Install correctly sized MERV 8 filters. Issue did not impede TAB.  
**Created By :** National TAB                      **Assigned To :** National TAB - Noah Stafford  
**Status :** Open  
**Priority :** Low                                      **Asset Tag :**  
**Originated Date :** 11/20/2025 - Noah Stafford - National TAB

Project Issue File Details



11/20/2025



**11-17-25 CHIPOTLE #5765 NOLENSVILLE, TN**

**Project Issue Information**

**Issue Name :** RTU-1 & 2 DISCHARGE TRANSITION  
**Description :** Discharge transition on both RTU's is highly restrictive. As a result the airflow for RTU-1 is slightly below design.  
**Created By :** National TAB                      **Assigned To :** National TAB - Noah Stafford  
**Status :** Open  
**Priority :** High                                      **Asset Tag :**  
**Originated Date :** 11/18/2025 - Noah Stafford - National TAB

Project Issue File Details



11/18/2025



**11-17-25 CHIPOTLE #5765 NOLENSVILLE, TN**

**Project Issue Information**

**Issue Name :** RTU-1 RETURN DUCT  
**Description :** The return duct is round 20" flex duct (2.14 square feet free area), but the design calls for rectangular 24x20 (3.33 SF area) hard duct. This duct is too small and is impacting airflow. Duct should be installed per plan.  
**Created By :** National TAB                      **Assigned To :** National TAB - Noah Stafford  
**Status :** Open  
**Priority :** **Medium**                                      **Asset Tag :** RTU1  
**Originated Date :** 11/18/2025 - Noah Stafford - National TAB

Project Issue File Details



11/18/2025

### AIR BALANCE SCHEDULE

UNIT	AREA SERVED	HVAC SUPPLY		HVAC RETURN		HVAC OUTDOOR		OA %		HOOD MAKE-UP		HOOD EXHAUST		GENERAL EXH.	
		DESIGN	ACTUAL	DESIGN	ACTUAL	DESIGN	ACTUAL	DESIGN	ACTUAL	DESIGN	ACTUAL	DESIGN	ACTUAL	DESIGN	ACTUAL
RTU-1	KITCHEN	4000	3506	3500	2992	500	514	12.5%	14.7%						
RTU-2	DINING	4375	4194	3375	3133	1000	1061	22.9%	25.3%						
MUA-1	KITCHEN HD									1300	1301				
EF-1	KITCHEN HD											2550	2726		
EF-2	RESTROOM													150	146
<b>TOTALS</b>		8375	7700	6875	6125	1500	1575			1300	1301	2550	2726	150	146

**NET BUILDING AIRFLOW CALCULATION**

TOTALS	DESIGN	ACTUAL
TOTAL OA	2800	2876
TOTAL EXHAUST	2700	2872
<b>NET AIRFLOW</b>	<b>100</b>	<b>4</b>

DOOR TESTED	BUILDING PRESSURE MEASUREMENTS (IN. H2O)
FRONT	0.006
SIDE	0.001
REAR	0.001
<b>AVERAGE</b>	<b>0.0027</b>

**FINAL CHECKS**

- ACTUAL NET AIRFLOW COINCIDES WITH DESIGN: ✓

---

- MEASURED PRESSURES COINCIDES WITH ACTUAL NET AIRFLOW: ✓

---

- PRESSURE FALLS WITHIN IMC TOLERANCE OF +/-0.02" W.C. ✓

NOTES:

## CheckList List

- 01: RTU'S/AHU'S
- 02: EF'S
- 03: MUA
- 04: HOODS
- 05: FINAL TESTS



**11-17-25 CHIPOTLE #5765 NOLENSVILLE, TN**

**CheckList Information**

**Name :** 01: RTU'S/AHU'S **Status :** Completed

**Assigned Organization :** National TAB **Asset :**

**Requesting Organization :** National TAB

**Created Date :** 10/20/2025 - Natasha Louw - National TAB

**Completed Date :** 11/24/2025 - Noah Stafford - National TAB

**CheckList Item Details**

RTU's/AHU's

Thermostats installed and have power? Yes

Comment:

All diffusers and grilles are installed and match design? Yes

Comment:

Deflector plates are removed from 1x1 diffusers on the serve line (double check that this is specified on the diffuser schedule first) Yes

Comment:

Economizer blank plate is installed below the outside air intake (Trane only) (N/A = not applicable) N/A

Comment:

Economizers are assembled and functional? Yes

Comment:

DCV Max damper opening position is set to minimum? Yes

Comment:

Free cooling enthalpy set point set for lowest setting (Typically "D")

Yes

Comment:

Motors are all operating below the FLA rating?

Yes

Comment:

Are belts tight?

N/A

Comment:

If direct drive unit is the speed controller working?

Yes

Comment:

Is gas piping installed and valves turned on?

Yes

Comment:

Unit free of noticeable noise and vibration

Yes

Comment:

Final outside air damper position is marked with permanent marker?

Yes

Comment:



11-17-25 CHIPOTLE #5765 NOLENSVILLE, TN

**CheckList Information**

**Name :** 02: EF'S **Status :** Completed

**Assigned Organization :** National TAB **Asset :**

**Requesting Organization :** National TAB

**Created Date :** 10/20/2025 - Natasha Louw - National TAB

**Completed Date :** 11/19/2025 - Noah Stafford - National TAB

**CheckList Item Details**

EF's

<b>Rotation is correct?</b>	Yes
-----------------------------	-----

**Comment:**

<b>Belts are tight?</b>	N/A
-------------------------	-----

**Comment:**

<b>Viroguard installed on hood fan(s)?</b>	Yes
--	-----

**Comment:**

<b>Hinge kit installed installed on hood fan?</b>	Yes
---	-----

**Comment:**

<b>Lean fan back. Is grease duct installation adequate and is duct ran all the way to the base of the fan?</b>	Yes
--	-----

**Comment:**

<b>Flex conduit is long enough so that fan can be completely tilted back?</b>	Yes
---	-----

**Comment:**

**There is no major leakage around base of fan?**

Yes

**Comment:**

**Is the motor operating below the motor FLA rating?**

Yes

**Comment:**

**For restroom fan(s) is the back draft damper installed and can it fully open?**

Yes

**Comment:**

**Unit free of noticeable noise and vibration?**

Yes

**Comment:**



11-17-25 CHIPOTLE #5765 NOLENSVILLE, TN

**CheckList Information**

**Name :** 03: MUA **Status :** Completed

**Assigned Organization :** National TAB **Asset :**

**Requesting Organization :** National TAB

**Created Date :** 10/20/2025 - Natasha Louw - National TAB

**Completed Date :** 11/19/2025 - Noah Stafford - National TAB

**CheckList Item Details**

MUA

Rotation is correct?	Yes
----------------------	-----

Comment:

Gas piping is installed and valves are in on position?	Yes
--	-----

Comment:

Internal motorized damper is fully opening?	Yes
---	-----

Comment:

Motor is operating below the FLA rating?	Yes
--	-----

Comment:

Unit free of noticeable noise and vibration?	Yes
--	-----

Comment:



11-17-25 CHIPOTLE #5765 NOLENSVILLE, TN

CheckList Information

**Name :** 04: HOODS **Status :** Completed

**Assigned Organization :** National TAB **Asset :**

**Requesting Organization :** National TAB

**Created Date :** 10/20/2025 - Natasha Louw - National TAB

**Completed Date :** 11/17/2025 - Noah Stafford - National TAB

CheckList Item Details

HOODS

All hood filters installed and accounted for? Yes

Comment:

Hoods are wired and have power? Yes

Comment:

Hood is free of alarms? Yes

Comment:

Hood is free of damage? Yes

Comment:

Quarter or full vertical end panels are installed if specified? Yes

Comment:



11-17-25 CHIPOTLE #5765 NOLENSVILLE, TN

CheckList Information

**Name :** 05: FINAL TESTS **Status :** Completed

**Assigned Organization :** National TAB **Asset :**

**Requesting Organization :** National TAB

**Created Date :** 10/20/2025 - Natasha Louw - National TAB

**Completed Date :** 11/20/2025 - Noah Stafford - National TAB

CheckList Item Details

FINAL CHECKS

Is space free of drafting? Yes

Comment:

Is space comfortable in all areas? Yes

Comment:

Is the space free of ventilation noise? Yes

Comment:

List kitchen equipment turned on for testing N/A

Comment:

List smoke candle type used

Comment:

CE0163

HOOD CAPTURE TEST

Smoke test capture % - Perimeter of hood

**Comment:**

100%

---

**Smoke test capture % - Top of cooking surface**

**Comment:**

100%

---

**WITNESS**

**Date test was completed**

11/19/2025

**Comment:**

---

**TAB tech name / Firm**

**Comment:**

Noah Stafford National TAB Intelligence

---

**Site super name / Firm**

**Comment:**

Andrew Hooper Shaub Construction

---

**Owner representative name / Firm (if Applicable)**

**Comment:**

---

**BUILDING PRESSURE**

---

**Do actual net building airflow, design net building airflow, and pressure coincide? If not why? (All three should either be positive or negative)**

Pass

**Comment:**

# National TAB

Project: 11-17-25 CHIPOTLE #5765 NOLENSVILLE, TN

System/Unit: AHU/RTU



Asset: RTU1

AREA:KITCHEN

Unit Data		
	Design	Actual
MFG	CARRIER	CARRIER
Serial Num	-	3025P60525
Model Num	48FEDN12B3M5-8W4C0	48FEDN12B3M5-8W4C0
Type	RTU	RTU
Configuration	VERTICAL	VERTICAL
Num OA Filters 1	-	1
OA Filter Size 1	-	36"x20.5"
Num Final Filter 1	-	4
Final Filter Size 1	-	20"x20"x2"

Motor Data		
	Design	Actual
Motor MFG	-	CARRIER
Horsepower	-	5
Phase	3	3
Rated Voltage	208	208
Rated Amperage	-	12.6

Test Data		
	Design	Actual
SF CFM	4000	3506
RA CFM	3500	2992
OA CFM	500	514
RL Voltage	-	213/212/210
RL Amperage	-	8.8A
SF Rotation	-	CCW
SF System SetPt	-	9.77V
Min OA Damper Position	-	3.0V
Min OA Damper Type	-	ECONOMIZER
OA Enthalpy Setpt	-	22Btu/lb

Performance Data		
	Design	Actual
MA Plenum SP	-	-0.98"
Fan Suction SP	-	-1.75"
Fan Discharge SP	-	1.55"
Total ESP	0.80"	2.53"
Fan Total SP	-	3.30"

General	
	Actual
Fan Rotation Correct	YES
Unit Filters Clean	CONSTRUCTION
Condensate Drain Installed	YES

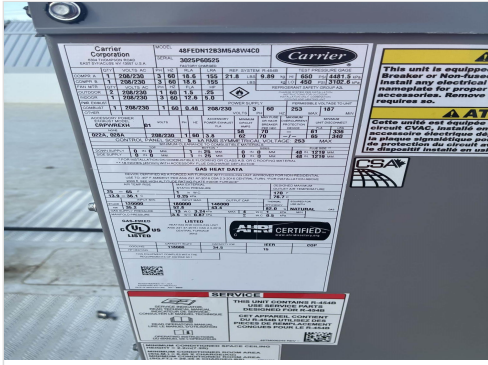
Completed By: Noah Stafford on 11/19/2025

Notes:

Airflow is low due to restrictive discharge air transition as well as undersized return ductwork.

Written By: Will Turnbough on 11/26/2025

# Unit Data - PHOTO LOG



11/17/2025



11/17/2025



11/17/2025

# National TAB

Project:11-17-25 CHIPOTLE #5765 NOLENSVILLE, TN

## AHU/RTU



### Diffuser Supply (GRD)

#### RTU1/KITCHEN

Asset									
Asset Name	Location	Type	Size	DESIGN CFM	AK	CFM(1)	CFM(2)	FINAL CFM	% to design
SGRD1	KITCHEN	CD2	8"	325	1	187	191	271	83.4
SGRD2	KITCHEN	CD2	8"	325	1	235	267	298	91.7
SGRD3	KITCHEN	CD2	8"	325	1	205	248	273	84.0
SGRD4	KITCHEN	CD2	8"	325	1	189	221	288	88.6
SGRD5	KITCHEN HD	ACPSP	165X6	696	0.76	841	614	658	94.5
SGRD6	KITCHEN	CD1	12"	450	1	491	548	373	82.9
SGRD7	KITCHEN	CD1	12"	450	1	318	353	400	88.9
SGRD8	BOH	CD1	12"	450	1	360	418	401	89.1
SGRD9	BOH	CD1	12"	450	1	290	290	370	82.2
SGRD10	OFFICE	CD1	8"	200	1	163	170	174	87.0
Total				3996		3279	3320	3506	87.74%

# National TAB

Project: 11-17-25 CHIPOTLE #5765 NOLENSVILLE, TN

System/Unit: AHU/RTU



Asset: RTU2

AREA:DINING

Unit Data		
	Design	Actual
MFG	CARRIER	CARRIER
Serial Num	-	3025P60599
Model Num	48FEDN14B3M5-8W4C0	48FEDN14B3M5-8W4C0
Type	RTU	RTU
Configuration	VERTICAL	VERTICAL
Num OA Filters 1	-	1
OA Filter Size 1	-	36"x20.5"
Num Final Filter 1	-	4
Final Filter Size 1	-	20"x20"x2"

Motor Data		
	Design	Actual
Motor MFG	-	CARRIER
Horsepower	-	5
Phase	3	3
Rated Voltage	208	208
Rated Amperage	-	12.6

Test Data		
	Design	Actual
SF CFM	4375	4194
RA CFM	3375	3133
OA CFM	1000	1061
RL Voltage	-	210/212/213V
RL Amperage	-	11.6A
SF Rotation	-	CCW
SF System SetPt	-	7.56V
Min OA Damper Position	-	5.5V
Min OA Damper Type	-	ECONOMIZER
OA Enthalpy Setpt	-	22Btu/lb

Performance Data		
	Design	Actual
MA Plenum SP	-	-0.64"
Fan Suction SP	-	-1.01"
Fan Discharge SP	-	1.17"
Total ESP	0.80"	1.81"
Fan Total SP	-	2.18"

General	
	Actual
Fan Rotation Correct	YES
Unit Filters Clean	CONSTRUCTION
Condensate Drain Installed	YES

Completed By: Noah Stafford on 11/19/2025

# Unit Data - PHOTO LOG



11/17/2025



11/17/2025



11/17/2025

# National TAB

Project: 11-17-25 CHIPOTLE #5765 NOLENSVILLE, TN

## AHU/RTU



### Diffuser Supply (GRD)

#### RTU2/DINING

Asset									
Asset Name	Location	Type	Size	DESIGN CFM	AK	CFM(1)	CFM(2)	FINAL CFM	% to design
SGRD1	DINING	SR1	14"	875	1	351	1056	853	97.5
SGRD2	DINING	SR1	14"	750	1	745	1168	706	94.1
SGRD3	DINING	SR1	14"	650	1	407	652	633	97.4
SGRD4	DINING	SR1	14"	550	1	759	641	527	95.8
SGRD5	DINING	SR1	14"	500	1	379	548	495	99.0
SGRD6	DINING	SR2	18/6	550	1	271	366	505	91.8
SGRD7	DINING	SR2	18/6	500	1	266	633	475	95.0
Total				4375		3178	5064	4194	95.86%

# National TAB

Project: 11-17-25 CHIPOTLE #5765 NOLENSVILLE, TN

## System/Unit: FAN - Exhaust



Asset: EF1

AREA:KITCHEN HD

Unit Data		
	Design	Actual
MFG	CAPTIVE-AIRE	CAPTIVE-AIRE
Model Num	DU180HFA	DU180HFA
Serial Num	-	7537195
Type	UPBLAST	UPBLAST
Configuration	VERTICAL	VERTICAL

Motor Data		
	Design	Actual
Motor MFG	-	NEMA
Frame	-	184T
Horsepower	2.00	2
Motor Rpm	-	1165
Phase	3	3
Voltage (rated)	208	230
Amperage (rated)	-	6.56
Service Factor	-	1.15

Test Data		
	Design	Actual
CFM	2550	2726
Fan RPM	1230	1014
Fan Rotation	-	CCW
Motor RPM	-	1014
System SetPt	-	52.2Hz
RL Voltage	-	105V
RL Amperage	-	5A
Total ESP	1.450"	0.5"
Fan Inlet SP	-	-0.5"
Fan Discharge SP	-	ATM

Completed By: Noah Stafford on 11/19/2025

## Unit Data - PHOTO LOG



11/26/2025

# National TAB

Project: 11-17-25 CHIPOTLE #5765 NOLENSVILLE, TN

## System/Unit: FAN - Exhaust



Asset: EF2

AREA:RESTROOM

Unit Data		
	Design	Actual
MFG	CAPTIVE-AIRE	CAPTIVE-AIRE
Model Num	DR12HFA	DR12HFA
Serial Num	-	DR12HFA
Type	DOWNBLAST	DOWNBLAST
Configuration	VERTICAL	VERTICAL

Motor Data		
	Design	Actual
Motor MFG	-	TELCO GREEN
Horsepower	0.250	0.25
Motor Rpm	-	1800
Phase	1	1
Voltage (rated)	115	115
Amperage (rated)	-	2.9


Test Data		
	Design	Actual
CFM	150	146
Fan RPM	1293	1103
Fan Rotation	-	CCW
Motor RPM	-	1103
System SetPt	-	57%
RL Voltage	-	6.4V
RL Amperage	-	0.6A
Total ESP	0.600"	0.13"
Fan Inlet SP	-	-0.13"
Fan Discharge SP	-	ATM

Completed By: Noah Stafford on 11/19/2025

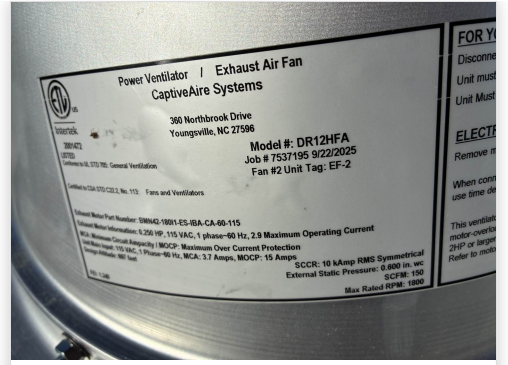
# Unit Data - PHOTO LOG



11/17/2025



11/17/2025



11/17/2025

# National TAB

Project: 11-17-25 CHIPOTLE #5765 NOLENSVILLE, TN

## FAN - Exhaust



### Diffuser Ret/Exh (GRD)

#### EF2/RESTROOM

Asset									
Asset Name	Location	Type	Size	DESIGN CFM	AK	CFM(1)	CFM(2)	FINAL CFM	% to design
EGRD1	RESTROOM	ER1	6/6	75	1	111	75	75	100.0
EGRD2	RESTROOM	ER1	6/6	75	1	66	71	71	94.7
Total				150		177	146	146	97.33%

# National TAB

Project: 11-17-25 CHIPOTLE #5765 NOLENSVILLE, TN

## System/Unit: FAN - Supply



Asset: MAU1

AREA:KITCHEN HD

Unit Data		
	Design	Actual
MFG	CAPTIVE-AIRE	CAPTIVE-AIRE
Model Num	A1-D.250-15D	A1-D.250-15D
Serial Num	-	7537195
Type	MAU	MAU
Configuration	VERTICAL	VERTICAL

Motor Data		
	Design	Actual
Motor MFG	-	NEMA
Frame	-	143T
Horsepower	1.00	1
Motor Rpm	-	1740
Phase	3	3
Voltage (rated)	208	208
Amperage (rated)	-	2.9
Service Factor	-	1

Gas Heat		
	Design	Actual
Heater Operates (y/n)	-	Y
Flame Status (pass/fail)	-	PASS
Inlet Air Temp SetPt	55	55
Discharge Air Temp SetPt	60	60
Air Flow Switch SP Actual	-	0.38"

Test Data		
	Design	Actual
CFM	1300	1320
SF RPM	1555	1301
Motor RPM	-	1301
SF System SetPt	-	50.2Hz
RL Voltage	-	129V
RL Amperage	-	2.3A
Total ESP	-	ATM
Fan Discharge SP	-	0.53"


General	
	Actual
Fan Rotation Correct	YES

Completed By: Noah Stafford on 11/19/2025

# Unit Data - PHOTO LOG



11/17/2025



11/17/2025



11/17/2025

# National TAB

Project: 11-17-25 CHIPOTLE #5765 NOLENSVILLE, TN

## System/Unit: Kitchen Hood Type I



Asset: HD1

AREA:KITCHEN

Unit Data		
	Design	Actual
MFG	CAPTIVE-AIRE	CAPTIVE-AIRE
Model Num	5424 ND-2-ACPSP-F	5424 ND-2-ACPSP-F
Job / Serial Num	-	7537195
Type	TYPE 1 CANOPY	TYPE 1 CANOPY
Hood length	153"	153"
Hood Width	54"	54"
Supply Plenum Type	-	PERFORATED
Supply Plenum Width	9"	9"
Supply Plenum Length	165"	165"

Test Data Exhaust		
	Design	Actual
Filter Type	CAPTRATE SOLO FILTER	CAPTRATE SOLO FILTER
Filter Size 1	16X16	16X16
Filter Qty 1	9	9
Filter AK factor size 1	1.62	1.62
Filter Total AK Area	14.58	14.58
Filter1 FPM	-	198
Filter2 FPM	-	173
Filter3 FPM	-	191
Filter4 FPM	-	214
Filter5 FPM	-	213
Filter6 FPM	-	205
Filter7 FPM	-	169
Filter8 FPM	-	169
Filter9 FPM	-	153
Filter Ave FPM(corr)	-	187
CFM	2550	2726

Cooking Equipment	
	Actual
Item 1	STOVE
Item 2	PLANCHA
Item 3	RICE COOKER
Item 4	FRYER

Test Data Supply		
	Design	Actual
Total Area	10.31	10.31
Kv factor (Vel)	0.81	0.81
Num of Readings	-	9
Reading1 FPM	-	121
Reading2 FPM	-	152
Reading3 FPM	-	161
Reading4 FPM	-	135
Reading5 FPM	-	
Reading6 FPM	-	146
Reading7 FPM	-	173
Reading8 FPM	-	176
Reading9 FPM	-	196
Ave FPM(corr)	-	158
CFM	1300	1320

Completed By: Noah Stafford on 11/18/2025