

Report By:

**National TAB
1329 E. KEMPER ROAD
SUITE 4210
CINCINNATI, OH 45246**

NATIONAL

TAB

Comfort. Under control.

**Report: RENEW - 1122
Function: Test, Adjust, & Balance
Date: 11/09/2022**

PROJECT

**09-12 FIVE GUYS #1860 - ARVADA, CO
(RENEW)**

9585 RALSTON RD

ARVADA, CO 80002

Client

Five Guys Enterprises LLC
20718 Richmond Highway

Lorton, VA 22079

National TAB

Project: 09-12 FIVE GUYS #1860 - ARVADA, CO (RENEW)

Table Of Contents

Section	Page #
Checklist Data	3



Comfort. Under control.

09-12 FIVE GUYS #1860 - ARVADA, CO (RENEW)

CheckList Information

Name :	5 GUYS HVAC PERFORMANCE EVALUATION	Status :	NotSubmitted
Assigned Organization :	National TAB	Asset :	
Requesting Organization :	National TAB		

CheckList Item Details

STORE FRONT PICTURE

ROOFTOP PICTURES (ADD THREE FROM DIFFERENT ANGLES)

RTU1 (TAKE PICTURE OF UNIT)

MFG & MODEL NUMBER

OA CFM

OA DAMPER POSITION

FAN SUCTION AND DISHCHARGE PRESSURE

BLOWER MOTOR RLA / FLA

RTU2 (TAKE PICTURE OF UNIT)

MFG & MODEL NUMBER

OA CFM

OA DAMPER POSITION

FAN SUCTION AND DISHCHARGE PRESSURE

BLOWER MOTOR RLA / FLA

RTU3 (TAKE PICTURE OF UNIT)

MFG & MODEL NUMBER

OA CFM

OA DAMPER POSITION

FAN SUCTION AND DISHCHARGE PRESSURE

BLOWER MOTOR RLA / FLA

KEF1 - HOOD 1 (TAKE PICTURE OF UNIT)

MFG & MODEL NUMBER

EXH-CFM

MOTOR RLA / FLA

KEF2 - HOOD 2 (TAKE PICTURE OF UNIT)

MFG & MODEL NUMBER

EXH-CFM

MOTOR RLA / FLA

MUA - ALL HOODS (TAKE PICTURE OF UNIT)

MFG & MODEL NUMBER

MUA-CFM

MOTOR RLA/FLA

KITCHEN HOODS (TAKE PICTURE OF HOODS)

CONTROLS AND PERFORMANCE

TAKE PICTURE OF THERMOSTATS AND WALL SENSORS

ARE THERMOSTATS PROGRAMMED FOR OCCUPIED HOURS
AND IS THE FAN IN "ON" MODE DURING OCCUPIED TIMES

BUILDING PRESSURE (FINAL)

HOOD CAPTURE (WITNESS COOKING OR SMOKE TEST)

ANY COMMENTS:

Notes/Comments :



Comfort. Under control.

09-12 FIVE GUYS #1860 - ARVADA, CO (RENEW)

CheckList Information

Name : RENEW SITE PICTURES & FINAL BUILDING PERFORMANCE **Status :** NotSubmitted
Assigned Organization : National TAB **Asset :**
Requesting Organization : National TAB

CheckList Item Details

ROOF TOP BEFORE AND AFTER PICTURES

RTU 1 O.A. MESH FILTER (BEFORE AND AFTER)



Dirty(1).jpeg



FuselTa99a1ccb25e54de...



Clean.jpeg

RTU 1 FINAL FILTER (BEFORE AND AFTER)




File.jpeg



FuselT6fee757a72254be...

RTU 1 CONDENSER COIL (BEFORE AND AFTER)




Dirty(1).jpeg



Clean.jpeg

RTU 1 EVAPORATOR COIL (BEFORE AND AFTER)



Clean.jpeg




Dirty(1).jpeg

RTU 1 - CONDENSATE DRAIN



Drain.jpeg

RTU 1 CONDENSATE PAN



Pan.jpeg

RTU 1 COMBUSITION FAN AND BURNER CONTROLS COMPARTMENT




File.jpeg

RTU 1 HEAT EXCHANGER



File.jpeg

RTU 2 OA FILTER (BEFORE AND AFTER)



Clean.jpeg



Dirty(1).jpeg

RTU 2 FINAL FILTER (BEFORE AND AFTER)



FuseIT8f9efab98e844f5...



Clean.jpeg

RTU 2 CONDENSER COIL (BEFORE AND AFTER)




Dirty(1).jpeg




Clean.jpeg

RTU 2 EVAPORATOR COIL (BEFORE AND AFTER)




Dirty(1).jpeg



Clean.jpeg

RTU 2 CONDENSATE DRAIN



Drain.jpeg

RTU 2 CONDENSATE PAN



Pan.jpeg

**RTU 2 COMBUSITION FAN AND BURNER CONTROLS
COMPARTMENT**



File.jpeg

RTU 2 HEAT EXCHANGER



File.jpeg

MUA FAN BEFORE AND AFTER PICTURES

MUA OA MESH FILTERS



Clean.jpeg




Dirty(1).jpeg

MUA BLOWER/MOTOR COMPARTMENT



File.jpeg

MUA HEATER CONTROLS COMPARTMENT



FuseIT3cb2a6fbf3584c....

MUA DX COIL, CONDENSATE PAN, AND DRAIN (IF UNIT HAS ONE)



File.jpeg

EXHAUST FAN BEFORE AND AFTER PICTURES

EXHAUST FAN KEF1 MOTOR HOUSING CLEANED



Dirty(1).jpeg



Clean.jpeg

EXHAUST FAN KEF1 GREASE CUP PROPERLY INSTALLED



File.jpeg

EXHAUST FAN KEF2 MOTOR HOUSING CLEANED



Clean.jpeg



Dirty(1).jpeg

EXHAUST FAN KEF2 GREASE CUP PROPERLY INSTALLED



Clean.jpeg

Notes/Comments :

