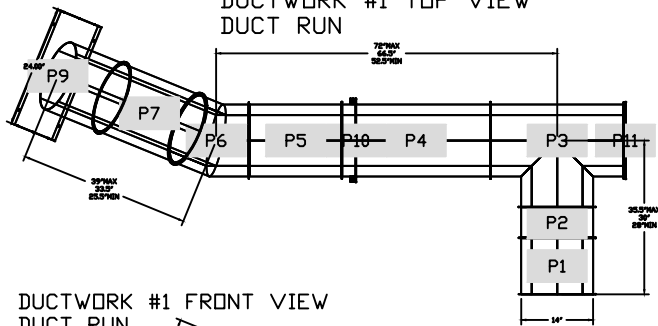


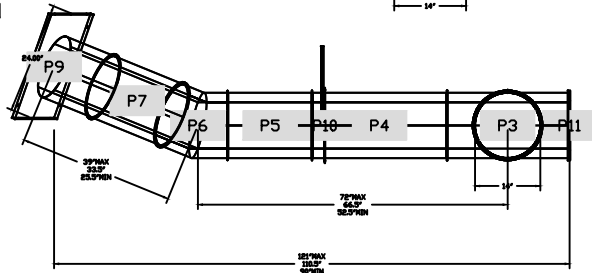
DUCTWORK #1 PARTS - JOB#5073021 DUCT RUN

TAG	PART #	CFM	GPM	ZONE	COVEREDBY	SP	WEIGHT	VELOCITY	QTY	DESCRIPTION
P1	DW1411LT	2266				-0.0071	5.46	2119.71	1	SINGLE WALL DUCT 14" DIAMETER, 11' LONG, FLANGE AT BOTH ENDS. STAINLESS STEEL.
P2	DW1418AJDKIT	2266				-0.0039	11.56	2119.71	1	SINGLE WALL DUCT ADJUSTABLE, 14" DIAMETER, 17.5' LONG, FLANGE AT ONE END WITH A 14" ADJUSTABLE COLLAR - STAINLESS STEEL.
P3 ASSEMBLED W/P11	DW14TEASY	2266		1		-0.1935	15.95	2119.71	1	SINGLE WALL DUCT TEE, 14" DUCT, ASSEMBLY.
P4	DW1429LT	2266				-0.0191	13.62	2119.71	1	SINGLE WALL DUCT 14" DIAMETER, 29' LONG, FLANGE AT BOTH ENDS. STAINLESS STEEL.
P5	DW1430AJDKIT	2266				-0.0119	17.56	2119.71	1	SINGLE WALL DUCT ADJUSTABLE, 14" DIAMETER, 29.5' LONG, FLANGE AT ONE END WITH A 14" ADJUSTABLE COLLAR - STAINLESS STEEL.
P6	DW1430ASY	2266				-0.0829	6.28	2119.71	1	SINGLE WALL DUCT 30 DEGREE ELBOW, 14" DUCT, ASSEMBLY.
P7	DW1417LT	2266				-0.0111	8.22	2119.71	1	SINGLE WALL DUCT 14" DIAMETER, 17' LONG, FLANGE AT BOTH ENDS. STAINLESS STEEL.
P8 ASSEMBLED W/P9	DW1424AJDKIT	2266				-0.0079	14.56	2119.71	1	SINGLE WALL DUCT ADJUSTABLE, 14" DIAMETER, 23.5' LONG, FLANGE AT ONE END WITH A 14" ADJUSTABLE COLLAR - STAINLESS STEEL.
P9 ASSEMBLED W/P8	DW23514TPDBEX	2266					8.00	2119.71	1	DUCT TO CURB TRANSITION 3/4" DOWN TURN, 23.50' CURB TO 14" DUCT, 16 GA ALUMINIZED. USED ON BDUS AND DUBS. TRANSITION PLATE OD IS 23.5" DESIGNED FOR USE WITH EXHAUST FAN. NON-STANDARD PART.
SYSTEM AT P9						-0.9974	0.00			
P10	DW14SUBRASY						2.96		1	DUCT SUPPORT BRACKET KIT, 14" DUCT, USED FOR HANGING DUCT. 12 GA STEEL, CLEAR ZINC COATING. - 2 RINGS, 4 BRACKETS, & HARDWARE BAG 2.
P11 ASSEMBLED W/P3 □=S	DW1415ADKIT						3.72		1	DUCT ACCESS DOOR WITH HANDLE & GREASE DAM, FOR 14" DUCT USE 15" DOOR. STAINLESS STEEL.
	3M-2000PLUS						0.80		3	DUCT - 3M FIRE BARRIER 2000 PLUS SILICONE - USED AS SEALANT TO SEAL DUCT JOINTS.
	DW14CLASY						1.06		9	DUCT "V" CLAMP WITH NEW DESIGN 14 GA BRACKETS, 14" DUCT, ASSEMBLY.
ADDITIONAL PARTS										
brkt2	DW14SUBRASY						2.96		1	DUCT SUPPORT BRACKET KIT, 14" DUCT, USED FOR HANGING DUCT. 12 GA STEEL, CLEAR ZINC COATING. - 2 RINGS, 4 BRACKETS, & HARDWARE BAG 2.
dw1445	DW1445ASY-V						7.22		1	SINGLE WALL VENT 45 DEGREE ELBOW, 14" VENT, ASSEMBLY. STAINLESS STEEL.
TOTAL WEIGHT							130.01			

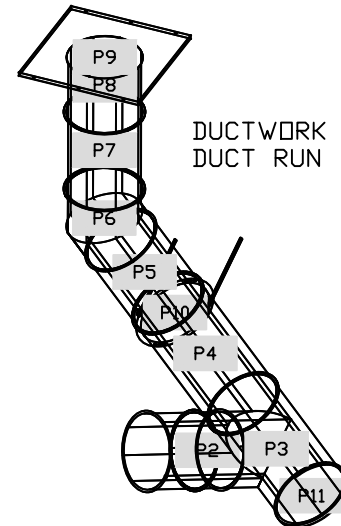
DUCTWORK #1 TOP VIEW
DUCT RUN



DUCTWORK #1 FRONT VIEW
DUCT RUN



DUCTWORK #1 SE VIEW
DUCT RUN



REVISIONS	DESCRIPTION	DATE

CAPTIVEWIRE
www.captivewire.com
Air Solutions
1320 East Kemper Rd. Ste. 410, Cincinnati, OH 45244 PHONE: (513) 880-0505 EMAIL: info@captivewire.com

Chimak LLC (Riverside Chicken)
405 Scott Blvd,
Covington, KY, 41011

DATE: 1/17/2022
DWG.#: 5073021
DRAWN BY: Jchilli
SCALE: 3/4" = 1'-0"
MASTER DRAWING

SHEET NO. 13