

Report By:

National TAB
1329 E. KEMPER ROAD
SUITE 4210
CINCINNATI, OH 45246



Report: TAB Report
Function: Test, Adjust, & Balance
Date: 10/23/2025
Completed By: National TAB

PROJECT
10-27-25 QT #1126 SPARTANBURG, SC

2313 REIDVILLE RD

SPARTANBURG, SC

Client

QUIKTRIP
4705 SOUTH 129TH EAST AVENUE
TULSA, OK 74134

National TAB

Project: 10-27-25 QT #1126 SPARTANBURG, SC

Table Of Contents

Section	Page #
Summary	3
Issue Data	4
Balance Schedule	7
Checklist	8
RTU-1	14
RTU-2	16
RTU-3	18
EF-1 - Exhaust	21
EF-2 - Exhaust	23
Combi-Oven Grille	25
EF-3 - Hood Exhaust	26
Kitchen Hood Type I	28
GRD Layout	30



National TAB

Project: 10-27-25 QT #1126 SPARTANBURG, SC
Function: Test, Adjust, & Balance

Project Summary

Project Summary

The summary below provides a quick understanding of our scope of work and general testing procedures. Enclosed in the report are further details about your building performance including recommendations, asset data, and pictures. Our focus is to work with the trades to remedy any issues or deficiencies during the actual field balancing and not after the balancing has occurred to achieve a positive environment and outcome. The level of success is determined by the availability of the trades, possible parts needed, or time constraints.

RTU's (Roof Top Units)

Each of the RTU's was measured with a flow hood to establish total flow. The total flow was then adjusted via the VFD so that airflow fell within design tolerances. All diffusers on the kitchen RTU were balanced to the engineer's design flow. The diffusers on the sales floor were only adjusted when there were noticeable issues present like drafting or dampers that were found completely closed. The Hoods On outside air rate was set by first establishing the typical QT set point at the Emerson controller and then making manually adjustments on the roof. The hoods off airflow setpoint was found by adjusting the damper position at the Emerson controller until the design airflow was achieved. Outside air was measured by reading the intake air opening with a velocity grid and multiplying by the free area. After completion of TAB all overrides were released.

Kitchen Exhaust Hood & Associated Fans

The kitchen exhaust fan was measured at the hood filter bay utilizing a velocity matrix and a manufacturer's correction factor. Each filter velocity is multiplied by the manufacturer's corrected area. The sum of these readings equals the total flow of the exhaust fans. The total flow of the exhaust was then adjusted to within tolerance of the design flow.

Restroom Exhaust Fans

The restroom exhaust fans were measured with a flow hood. The total flow was balanced for the fan with the exception of the new grille over the combi-oven, which was balanced to the listed design.

Final Building Tests

After completing the test and balance the final building pressure was measured. It was confirmed that the building pressure fell within acceptable tolerances and that the pressure measurement coincides with the actual and design net airflow. Any deviations from these standards are noted throughout the report. The hood capture was tested at the perimeter of the hood and the cook top level with the equipment heat on to ensure satisfactory hood capture and containment.

Issue List

- EF-2 Speed Controller
- Incorrect Kitchen Diffusers



10-27-25 QT #1126 SPARTANBURG, SC

Project Issue Information

Issue Name : EF-2 Speed Controller
Description : The speed controller for EF-2 is set to maximum and there is insufficient airflow for EF2-1 and EF2-2.
Created By : National TAB **Assigned To :** National TAB - Dan Hertenstein
Status : Open
Priority : Low **Asset Tag :** EF2
Originated Date : 11/07/2025 - Alex Bauer - National TAB

Project Issue File Details



11/07/2025



11/07/2025



10-27-25 QT #1126 SPARTANBURG, SC

Project Issue Information

Issue Name : Incorrect Kitchen Diffusers
Description : The diffusers 3-1 through 3-4 are not the appropriate type. They should be the Titus S1 diffuser. The contractor will be replacing the incorrect diffusers with the correct type in the near future.
Created By : National TAB **Assigned To :** National TAB - Dan Hertenstein
Status : Open
Priority : InfoOnly **Asset Tag :** RT-3
Originated Date : 11/06/2025 - Alex Bauer - National TAB

Project Issue File Details

VOLUME, REGISTER, & DIFFUSER SCHEDULE						
MANUFACTURER	MODEL	QUANTITY	PRICE PER UNIT	TOTAL PRICE	DESCRIPTION	NOTES

11/06/2025



11/06/2025



11/06/2025

AIR BALANCE SCHEDULE

UNIT	AREA SERVED	HOOD ON OA		HOOD OFF OA		HOOD ON EXHAUST		HOOD OFF EXHAUST	
		DESIGN	ACTUAL	DESIGN	ACTUAL	DESIGN	ACTUAL	DESIGN	ACTUAL
RTU 1	SALES	800	827	350	313				
RTU-2	SALES	800	841	350	320				
RTU-3	BOH/KITCHEN	800	779	350	333				
EF-1	WOMEN'S RR					225	242	225	242
EF-2	MEN'S RR					525	344	525	344
EF-3	HOOD					1350	1260	0	0
TOTALS		2400	2447	1050	966	2100	1846	750	586

HOODS ON

NET AIRFLOW CALCULATION

TOTALS	DESIGN	ACTUAL
TOTAL OA	2400	2447
TOTAL EXHAUST	2100	1846
NET AIRFLOW	300	601

DOOR TESTED	BUILDING PRESSURE MEASUREMENTS
FRONT	0.002
SIDE	0.0022
REAR	0.0035
AVERAGE	0.0026

HOODS OFF

NET AIRFLOW CALCULATION

TOTALS	DESIGN	ACTUAL
TOTAL OA	1050	966
TOTAL EXHAUST	750	586
NET AIRFLOW	300	380

DOOR TESTED	BUILDING PRESSURE MEASUREMENTS
FRONT	0.0242
SIDE	0.0278
REAR	0.0242
AVERAGE	0.0254

NOTES:

See issues list.

CheckList List

- 01: RTU's/AHU's
- 02: Exhaust Fans
- 03: Hoods
- 04: Final Tests



10-27-25 QT #1126 SPARTANBURG, SC

CheckList Information

Name : 01: RTU's/AHU's **Status :** Completed
Assigned Organization : National TAB **Asset :**
Requesting Organization : National TAB
Created Date : 10/01/2025 - Trinity Dodds - National TAB
Completed Date : 11/06/2025 - Alex Bauer - National TAB

CheckList Item Details

RTU's/AHU's

Evaporator coils are clean? Pass

Comment:

Condenser coils are clean? Pass

Comment:

Gas piping is installed and valves are turned on? N/A

Comment:

Unit free of noticeable noise and vibration Pass

Comment:



10-27-25 QT #1126 SPARTANBURG, SC

CheckList Information

Name : 02: Exhaust Fans **Status :** Completed
Assigned Organization : National TAB **Asset :**
Requesting Organization : National TAB
Created Date : 10/01/2025 - Trinity Dodds - National TAB
Completed Date : 11/06/2025 - Alex Bauer - National TAB

CheckList Item Details

EF's

Hinge kit installed installed on hood fan? Pass

Comment:

Flex conduit is long enough so that fan can be completely tilted back? Pass

Comment:

No major leakage around the fan base Pass

Comment:

Unit is free of noise and vibration Pass

Comment:



10-27-25 QT #1126 SPARTANBURG, SC

CheckList Information

Name : 03: Hoods **Status :** Completed
Assigned Organization : National TAB **Asset :**
Requesting Organization : National TAB
Created Date : 10/01/2025 - Trinity Dodds - National TAB
Completed Date : 11/06/2025 - Alex Bauer - National TAB

CheckList Item Details

HOODS

Hood is free of alarms? Pass

Comment:

Hood is free of damage? Pass

Comment:

End panels are installed per prototype? N/A

Comment:



10-27-25 QT #1126 SPARTANBURG, SC

CheckList Information

Name : 04: Final Tests **Status :** Completed

Assigned Organization : National TAB **Asset :**

Requesting Organization : National TAB

Created Date : 10/01/2025 - Trinity Dodds - National TAB

Completed Date : 11/07/2025 - Alex Bauer - National TAB

CheckList Item Details

FINAL CHECKS

HOOD CAPTURE TEST

List kitchen equipment turned on for testing

Comment:

OVEN, FRYER.

List smoke candle type used

Comment:

SMOKE CANDLE

Smoke test capture % - Perimeter of hood

Comment:

100%

Smoke test capture % - Top of cooking surface

Comment:

100%

WITNESS

Date test was completed

11/06/2025

Comment:

TAB tech name / Firm

Comment:

ALEX BAUER/NTAB

Site super name / Firm

Comment:

NA

Owner representative name / Firm (if Applicable)

Comment:

NA

BUILDING PRESSURE

Do actual net building airflow, design net building airflow, and pressure coincide? If not why? (All three should either be positive or negative)

Pass

Comment:



National TAB

Project: 10-27-25 QT #1126 SPARTANBURG, SC

System/Unit: AHU/RTU

Asset: RT-1

AREA:SALES FLOOR

Unit Data	
	Actual
MFG	AAON
Serial Num	201609-ANEK14601
Model Num	RN-013-8-0-EA0A-152
Num OA Filters 1	1
OA Filter Size 1	44.5 X 22.5

Motor Data	
	Actual
Motor MFG	NA
Frame	NA
Horsepower	NA
Motor Rpm	NA
Phase	3
Rated Voltage	208
Rated Amperage	NA

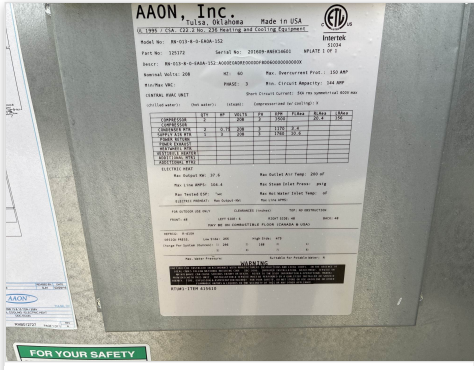
Test Data		
	Design	Actual
SF CFM	4200	4265
SF RPM	-	DD/40 Hz
OA CFM (Hoods On)	800	827
OA CFM (Hoods Off)	350	313
RL Voltage	-	123 VFD
RL Amperage	-	8.80 VFD
VFD Max SetPt	-	DD/40 Hz
OA Damper Position (Hoods On)	-	46%
OA Damper Position (Hoods Off)	-	26%

Performance Data		
	Design	Actual
MA Plenum SP	-	-0.46"
Fan Suction SP	-	-0.60"
Fan Discharge SP	-	0.75"
Total ESP	-	1.06"
Fan Total SP	-	1.35"

General	
	Actual
Fan Rotation Correct	YES
Unit Filters Clean	YES
Condensate Drain Installed	YES

Completed By: Alex Bauer on 10/30/2025

Unit Data - PHOTO LOG



10/29/2025



10/29/2025



National TAB

Project: 10-27-25 QT #1126 SPARTANBURG, SC

System/Unit: AHU/RTU

Asset: RT-2

AREA:SALES FLOOR

Unit Data	
	Actual
MFG	AAON
Serial Num	201609-ANEK14602
Model Num	RN-013-8-0-EA0A-152
Num OA Filters 1	1
OA Filter Size 1	44.5 X 22.5

Motor Data	
	Actual
Motor MFG	NA
Frame	NA
Horsepower	NA
Motor Rpm	NA
Phase	3
Rated Voltage	208
Rated Amperage	NA

Test Data		
	Design	Actual
SF CFM	4200	4109
SF RPM	-	DD/37.2 Hz
OA CFM (Hoods On)	800	841
OA CFM (Hoods Off)	350	320
RL Voltage	-	106 VFD
RL Amperage	-	8.20 VFD
VFD Max SetPt	-	DD/37.2 Hz
OA Damper Position (Hoods On)	-	46%
OA Damper Position (Hoods Off)	-	24%

Performance Data		
	Design	Actual
MA Plenum SP	-	-0.43"
Fan Suction SP	-	-0.57"
Fan Discharge SP	-	0.71"
Total ESP	-	1.00"
Fan Total SP	-	1.28"

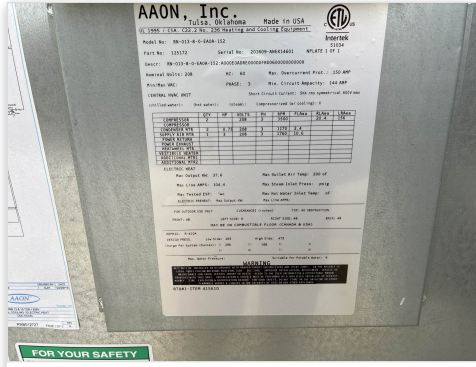
General	
	Actual
Fan Rotation Correct	YES
Unit Filters Clean	YES
Condensate Drain Installed	YES

Completed By: Alex Bauer on 10/30/2025

Unit Data - PHOTO LOG



10/29/2025



10/29/2025



10/29/2025



10/29/2025



National TAB

Project: 10-27-25 QT #1126 SPARTANBURG, SC

System/Unit: AHU/RTU

Asset: RT-3

AREA:BOH/KITCHEN

Unit Data	
	Actual
MFG	AAON
Serial Num	201609-ANEK14603
Model Num	RN-013-8-0-EA0A-152
Num OA Filters 1	1
OA Filter Size 1	44.5 X 22.5

Motor Data	
	Actual
Motor MFG	NA
Frame	NA
Horsepower	NA
Motor Rpm	NA
Phase	3
Rated Voltage	208
Rated Amperage	NA

Test Data		
	Design	Actual
SF CFM	4200	4147
SF RPM	-	DD/31 Hz
OA CFM (Hoods On)	800	779
OA CFM (Hoods Off)	350	333
RL Voltage	-	67.2 VFD
RL Amperage	-	7.06 VFD
VFD Max SetPt	-	31 Hz
OA Damper Position (Hoods On)	-	46%
OA Damper Position (Hoods Off)	-	0.25"

Performance Data		
	Design	Actual
MA Plenum SP	-	-0.33"
Fan Suction SP	-	-0.46"
Fan Discharge SP	-	0.27"
Total ESP	-	0.79"
Fan Total SP	-	0.73"

General	
	Actual
Fan Rotation Correct	YES
Unit Filters Clean	YES
Condensate Drain Installed	YES

Completed By: Alex Bauer on 11/06/2025

Notes:
 [1] INCORRECT COOKLINE DIFFUSERS. UNABLE TO ACCESS DAMPER DUE TO CEILING.

Written By: Michael McDonnell on 12/17/2025



National TAB

Project: 10-27-25 QT #1126 SPARTANBURG, SC

AHU/RTU

Diffuser Supply (GRD)

RT-3/BOH/KITCHEN

Asset									
Asset Name	Location	Type	Size	DESIGN CFM	AK	CFM(1)	CFM(2)	FINAL CFM	% to design
SGRD1	SUPPORT SERVICE	SI	12"	800	1	1187	1297	1089	136.1
SGRD2	SUPPORT SERVICE	SI	12"	800	1	763	809	680	85.0
SGRD3	SUPPORT SERVICE	SI	12"	800	1	799	885	743	92.9
SGRD4	SUPPORT SERVICE	SI	12"	800	1	1209	1298	1090	136.3
SGRD5	WORKROOM	ES	12"	750	1	434	521	438	58.4
SGRD6	WORKROOM	ES	8"	250	1	102	124	107	42.8
Total				4200		4494	4934	4147	98.74%



National TAB

Project: 10-27-25 QT #1126 SPARTANBURG, SC

System/Unit: FAN - Exhaust

Asset: EF1

AREA:WOMEN'S RR


Unit Data		
	Design	Actual
MFG	NA	COOK
Model Num	NA	90 ACEH 90C15DH
Serial Num	-	410SG37087- 00/0007511
Type	-	UPBLAST
Configuration	-	VERTICAL

Motor Data		
	Design	Actual
Motor MFG	-	US MOTORS
Frame	-	48Y
Horsepower	-	0.125
Motor Rpm	-	1600
Phase	-	1
Voltage (rated)	-	115
Amperage (rated)	-	1.7
Service Factor	-	1

Test Data		
	Design	Actual
CFM	225	242
Fan RPM	-	DD
Fan Rotation	-	CCW
System SetPt	-	MAX
RL Voltage	-	NA
RL Amperage	-	NA
Total ESP	-	0.55"
Fan Inlet SP	-	-0.55"
Fan Discharge SP	-	ATMO

Completed By: Alex Bauer on 10/30/2025

Unit Data - PHOTO LOG



10/29/2025



National TAB

Project: 10-27-25 QT #1126 SPARTANBURG, SC

System/Unit: FAN - Exhaust

Asset: EF2

AREA: MEN'S RR

Unit Data		
	Design	Actual
MFG	NA	COOK
Model Num	NA	120 ACE 120C15D
Serial Num	-	410SG37087- 00/0004702
Type	-	UPBLAST
Configuration	-	VERTICAL

Motor Data		
	Design	Actual
Motor MFG	-	QUEACE
Frame	-	48Y
Horsepower	-	0.25
Motor Rpm	-	1550
Phase	-	1
Voltage (rated)	-	115
Amperage (rated)	-	3.3
Service Factor	-	1

Test Data		
	Design	Actual
CFM	525	344
Fan RPM	-	DD
Fan Rotation	-	CCW
System SetPt	-	MAX
RL Voltage	-	NA
RL Amperage	-	NA
Total ESP	-	0.16"
Fan Inlet SP	-	-0.16"
Fan Discharge SP	-	ATMO


Completed By: Alex Bauer on 11/06/2025

Notes:

[1] LOW ON AIRFLOW WITH SPEED MAXIMIZED. COMBI OVEN GRILLE ON LOW END OF DESIGN.

Written By: Michael McDonnell on 12/17/2025

Unit Data - PHOTO LOG



10/29/2025



National TAB

Project:10-27-25 QT #1126 SPARTANBURG, SC

Diffuser Ret/Exh (GRD)

EF2/MEN'S RR

Asset									
Asset Name	Location	Type	Size	DESIGN CFM	AK	CFM(1)	CFM(2)	FINAL CFM	% to design
EGRD1	SUPPORT SERVICE	RI	8"	150	1	97	97	134	89.3
Total				150		97	97	134	89.33%



National TAB

Project: 10-27-25 QT #1126 SPARTANBURG, SC

System/Unit: FAN - Exhaust

Asset: EF3

AREA:KITCHEN HD

Unit Data		
	Design	Actual
MFG	NA	CAPTIVEAIRE
Model Num	NA	DU50HFA
Serial Num	-	2771968
Type	UPBLAST	UPBLAST
Configuration	VERTICAL	VERTICAL

Motor Data		
	Design	Actual
Motor MFG	-	HSSA
Frame	-	NL
Horsepower	1/2	0.75
Motor Rpm	-	1725
Phase	-	3
Voltage (rated)	-	208
Amperage (rated)	-	2.60
Service Factor	-	1.15

Test Data		
	Design	Actual
CFM	1350	1260
Fan RPM	-	DD/79.8 Hz
Fan Rotation	-	CCW
Motor RPM	-	DD/79.8 Hz
System SetPt	-	79.8 Hz
RL Voltage	-	NA
RL Amperage	-	NA
Total ESP	-	0.50"
Fan Inlet SP	-	-0.50"
Fan Discharge SP	-	ATMO

Completed By: Alex Bauer on 11/06/2025

Unit Data - PHOTO LOG



10/29/2025



National TAB

Project: 10-27-25 QT #1126 SPARTANBURG, SC

System/Unit: Kitchen Hood Type I

Asset: HD1

AREA:GRIDDLE

Unit Data		
	Design	Actual
MFG	CAPTIVEAIRE	CAPTIVEAIRE
Model Num	6030ND-2-F	6030ND-2
Job / Serial Num	-	7644829
Type	-	TYPE I CANOPY
Hood length	-	60"
Hood Width	-	108"

Test Data Exhaust		
	Design	Actual
Filter Type	-	BAFFLE FILTERS
Filter Size 1	-	16X20
Filter Qty 1	-	6
Filter AK factor size 1	-	2.08
Filter Total AK Area	-	12.48
Filter1 FPM	-	85
Filter2 FPM	-	104
Filter3 FPM	-	108
Filter4 FPM	-	107
Filter5 FPM	-	98
Filter6 FPM	-	106
Filter Ave FPM(corr)	-	101
CFM	1350	1260

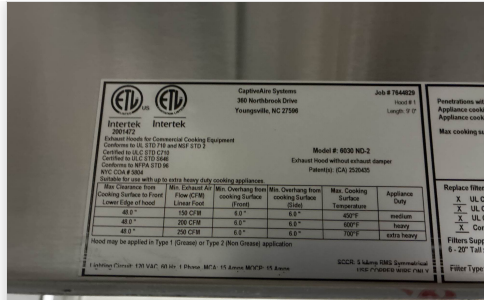
Cooking Equipment	
	Actual
Item 1	OVEN
Item 2	FRYER

Completed By: Alex Bauer on 11/06/2025

Unit Data - PHOTO LOG



11/06/2025



11/06/2025

1. [Open](#) IMG_0230.mp4

