Report By:

National TAB
1329 E. KEMPER ROAD
SUITE 4210
CINCINNATI, OH 45246

NATIONAL TAB
INTELLIGENCE

Report: TAB REPORT

Function: Test, Adjust, & Balance

Date: 06/11/2025

Completed By: National TAB

PROJECT

7 West 7th Street Apartments (Cincinnati, OH)

7 West 7th Street

Cincinnati, OH 45202

Client

TP Mechanical

1500 Kemper Meadow Drive

Cincinnati, OH 45240

FaciliBuild
make it easy

National TAB

Project: 7 West 7th Street Apartments (Cincinnati, OH)

Table Of Contents

Section	Page #
Certification	3
Equipment Calibrations	4
Abbreviations	5
GRD	6
AHU/RTU	25
Apartment Supply & Exhaust	31

CERTIFICATION

PROJECT: 7 West 7th Street Apartments (Cincinnati, OH)

The data presented in this report is a record of system measurements and final adjustments that have been obtained in accordance with the current edition of the NEBB *Procedural Standards for Testing, Adjusting, and Balancing of Environmental Systems.* Any variances from design quantities, which exceed NEBB tolerances, are noted in the Test-Adjust-Balance Report Project Summary.

The air distribution system has been tested and balanced and final adjustments have been made in accordance with NEBB standards and the project specifications.

NEBB TAB FIRM:	National TAB
REGISTRATION NO:	3629
CERTIFIED BY:	Joe Hertenstein
DATE:	6/11/2025

The hydronic distribution system has been tested and balanced and final adjustments have been made in accordance with NEBB standards and the project specifications.

NEBB TAB FIRM:	National TAB
REGISTRATION NO:	3629
CERTIFIED BY:	Joe Hertenstein
DATE:	

Submitted and Certified by:

NEBB TAB FIRM:	National TAB
TAB PROFESSIONAL:	Joe Hertenstein
SIGNATURE:	Joe Hertenstein
REGISTRATION NO:	3629
CERTIFICATION EXP:	12/31/2025

National TAB
NEBB
JOE HERTENSTEIN
CERTIFICATION
3629
Exp. 12/31/25
Air and Hydronic Testing

National TAB

Testing, Adjusting, and Balancing Equipment

Function		Range	Minimum Accuracy	Instrument Information	Calibration Date	Date Due
AIR	AIR PRESSURE	0 in wg to 10 in wg	2% +/- 0.001 in wg	Evergreen S-PVF-1 S/N 2200484C	3/24/2025	3/24/2027
	AIR VELOCITY INSTRUMENT	50 fpm to 3900 fpm	+/- 5 % +/- 7 fpm	Evergreen S-PVF-1 S/N 2200484C	3/24/2025	3/24/2027
	DIRECT HOOD READING	100 cfm to 2000 cfm	+/- 5 % +/- 7 cfm	Evergreen S-PVF-1 S/N 2200484C	3/24/2025	3/24/2027
TEMPERATURE	AIR METER	-20 F to 240 F	+/- .5 % 2 F	Cooper ATKINS - SRH77A S/N 071118034	7/12/2024	7/12/2025
	AIR PROBE	-20 F to 240 F	+/- .5 % 2 F	Cooper ATKINS - PD1388 7-6 S/N 5028	7/12/2024	7/12/2025
	IMMERSION METER	-20 F to 240 F	+/- .5 % 2 F	Cooper ATKINS - SRH77A S/N 071118034	7/12/2024	7/12/2025
	IMMERSION PROBE	-20 F to 240 F	+/- .5 % 2 F	Cooper ATKINS - PD1388 7-6 S/N 1075	7/12/2024	7/12/2025
	CONTACT METER	-20 F to 240 F	+/- .5 % 2 F	Cooper ATKINS - SRH77A S/N 071118034	7/12/2024	7/12/2025
	CONTACT PROBE	-20 F to 240 F	+/- .5 % 2 F	Cooper ATKINS - PD1388 7-6 S/N 4011	7/12/2024	7/12/2025
HUMIDITY	HUMIDITY PROBE	10 % RH to 90 % RH	3% of reading	Cooper ATKINS - SRH77A S/N 071118034	7/12/2024	7/12/2025
ELECTRICAL	VOLTAGE MEASUREMENT	0 VAC to 600 VAC	2 % reading +/- 5 digits	Fluke 373 True RMS, S/N: 33290686	7/12/2024	7/12/2025
	AMPERAGE MEASUREMENT	0 Amperers to 100 Amperes	2 % reading +/- 5 digits	Fluke 373 True RMS, S/N: 33290686	7/12/2024	7/12/2025
ROTATION	ROTATION MEASUREMENT	60 rpm to 5000 rpm	2 % reading 2 rpm	SHIMPO DT-207LR S/N: D1530081R	7/12/2024	7/12/2025
HYDRONIC	PRESSURE MEASUREMENT	-30 in Hg to 200 psi	±2% of reading +/- 1 psi	Alnor HM680 S/N: 70807241	5/11/2024	5/31/2025
	DIFFERENTIAL PRESSURE MEASUREMENT	0 psi - 80 psi	±2% of reading +/- 1 psi	Alnor HM680 S/N: 70807241	5/11/2024	5/31/2025

Abbreviation List

A = Area (ft^2)	S.F. = Service Factor
AHU = Air Handling Unit	SF = Supply Fan
A_k = Effective Area	SP = Static Pressure
BHP = Brake Horsepower (IP) HP	SR = Supply Register
Btu = British Thermal Unit	T = Temperature
Btu/h = Btuh = BTUH = BTU/Hour	T_{ma} = Mixed Air Temperature
CL = Center Distance (used in belt formula)	T_{oa} = Outside Air Temperature
CD = Ceiling Diffuser	T_{ra} = Return Air Temperature
CF = Correction Factor	H = Head (in wc, ft wc, psi)
CFM = Volumetric Flow: Cubic Feet Per Minute	h = Enthalpy
CO2 = Carbon Dioxide	HP = Horsepower
CO = Carbon Monoxide	hr = Hour
C_v = Flow Constant	K_v = Flow constant (SI)
d = Diameter (in.) IP	kW = Kilowatt = 1000 Watts
Δ = Difference or Change (Final - Initial)	LAT = Leaving Air Temperature
DB = Dry Bulb	lb = Pounds
EA = Exhaust Air	LWT = Leaving Water Temperature
EAT = Entering Air Temperature	ma = Mixed Air
EF = Exhaust Fan	MIN = Minimum
Eff = Efficiency	MAX = Maximum
EG = Exhaust Grille	N/A = Not Applicable
ESP = External Static Pressure	NA = No Access
EWT = Entering Water Temperature	NL = Not Listed
°F = Degrees Fahrenheit, °F	NPSHA = Net Positive Suction Head Available
FPB = Fan Powered Box	NS = Not Specified
FLA = Full Load Amps	OA = Outside Air
fpm = Feet per Minute (fpm)	OAT = Outside Air Temperature
ft = Foot	PD = Sheave Pitch Diameter
gal = Gallons	P.D. = Pressure Drop
GPM = Gallons Per Minute (GPM)	PF = Power Factor
h = Enthalpy (BTU/lb dry air)	SG = Supply Grille
P = Pressure	SR = Supply Register
ppm = parts per million	TP = Total Pressure
psi = Pounds Per Square Inch	T_{ra} = Return Air Temperature
psid = PSI Differential	TS = Tip Speed (fpm) IP, (m/s) SI
r = Radius (in)	TSP = Total Static Pressure
$\%_{ra}$ = % of Return Air	V = Velocity
RA = Return Air	VAV = Variable Air Volume
RAT = Return Air Temperature	VD = Volume Damper
RF = Return Fan	VFD = Variable Frequency Drive
RG = Return Grille	W = Watt
RH = Relative Humidity	WB = Wet Bulb
RPM = Revolutions Per Minute	wg = wc = water gauge = water column
RTU = Roof Top Unit	WHP = Water Horsepower (IP)
SA = Supply Air	ω = Humidity Ratio

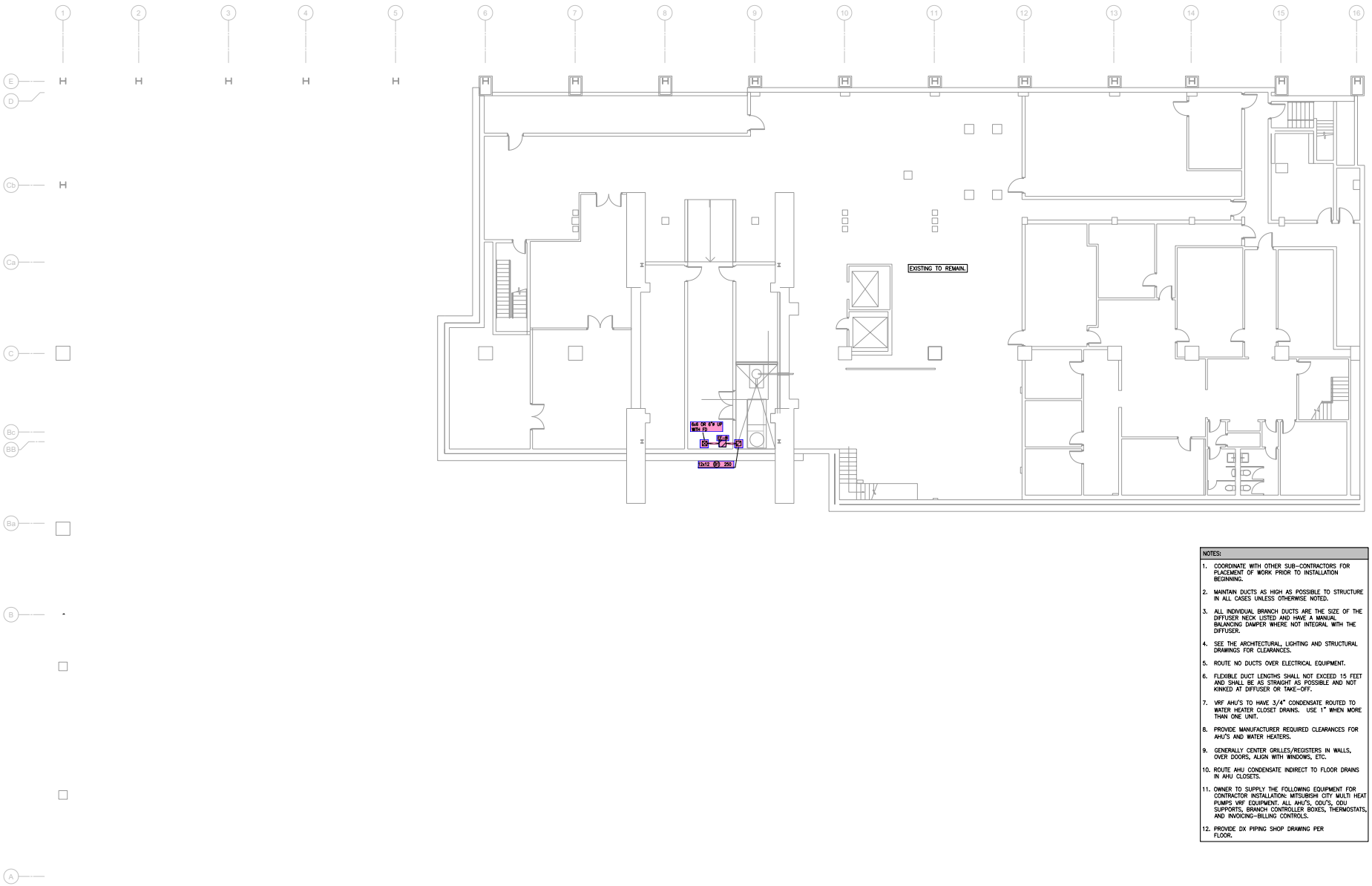

NOTES:

1. COORDINATE WITH OTHER SUB-CONTRACTORS FOR PLACEMENT OF WORK PRIOR TO INSTALLATION BEGINNING.
2. MAINTAIN DUCTS AS HIGH AS POSSIBLE TO STRUCTURE IN ALL CASES UNLESS OTHERWISE NOTED.
3. ALL INDIVIDUAL BRANCH DUCTS ARE THE SIZE OF THE DIFFUSER NECK LISTED AND HAVE A MANUAL BALANCING DAMPER WHERE NOT INTEGRAL WITH THE DIFFUSER.
4. SEE THE ARCHITECTURAL, LIGHTING AND STRUCTURAL DRAWINGS FOR CLEARANCES.
5. ROUTE NO DUCTS OVER ELECTRICAL EQUIPMENT.
6. FLEXIBLE DUCT LENGTHS SHALL NOT EXCEED 15 FEET AND SHALL BE AS STRAIGHT AS POSSIBLE AND NOT KINKED AT DIFFUSER OR TAKE-OFF.
7. VRF AHU'S TO HAVE 3/4" CONDENSATE ROUTED TO WATER HEATER CLOSET DRAINS. USE 1" WHEN MORE THAN ONE UNIT.
8. PROVIDE MANUFACTURER REQUIRED CLEARANCES FOR AHU'S AND WATER HEATERS.
9. GENERALLY CENTER GRILLES/REGISTERS IN WALLS, OVER DOORS, ALIGN WITH WINDOWS, ETC.
10. ROUTE AHU CONDENSATE INDIRECT TO FLOOR DRAINS IN AHU CLOSETS.
11. OWNER TO SUPPLY THE FOLLOWING EQUIPMENT FOR CONTRACTOR INSTALLATION: MITSUBISHI CITY MULTI HEAT PUMPS VRF EQUIPMENT. ALL AHU'S, ODU'S, ODU SUPPORTS, BRANCH CONTROLLER BOXES, THERMOSTATS, AND INVOICING-BILLING CONTROLS.
12. PROVIDE DX PIPING SHOP DRAWING PER FLOOR.

1 **BASEMENT PLAN** HVAC
1/8"=1'-0"

NORTH

Strada

611 William Penn Place
7th Floor
Pittsburgh, PA 15219
412.263.3800

www.stradallc.com
Pittsburgh Philadelphia

©2022 Strada Architecture LLC

LS&A Latimer Sommers & Associates, P.A.
CONSULTING ENGINEERS
3828 SW Summerfield Drive, Suite A
Topeka, Kansas 66614-2936
9950 College Boulevard, Suite 100
Overland Park, Kansas 66210
Telephone: (785) 233-3232
Email: lsa@LSAcpa.com
LSA PROJECT NO. 2004006

Strada Architecture

STATE OF OHIO
RICHARD R. BEARDMORE
E-76983
REGISTERED PROFESSIONAL ENGINEER
3/3/2023

Project Information

7 W 7TH

7 West 7th Street Cincinnati OH 45202

Owner: Victrix LLC
Project Number: **21084**

Revision History

ID	Date	Issue Name

Current Issuance

Date	Project Phase
03.03.23	Permit Set

Drawing Title

BASEMENT PLAN - HVAC

Sheet Number

M1.01

FaciliBuild make it easy

NOTES:

1. REFER TO SHEET M1.01 FOR NOTES AND LEGEND.

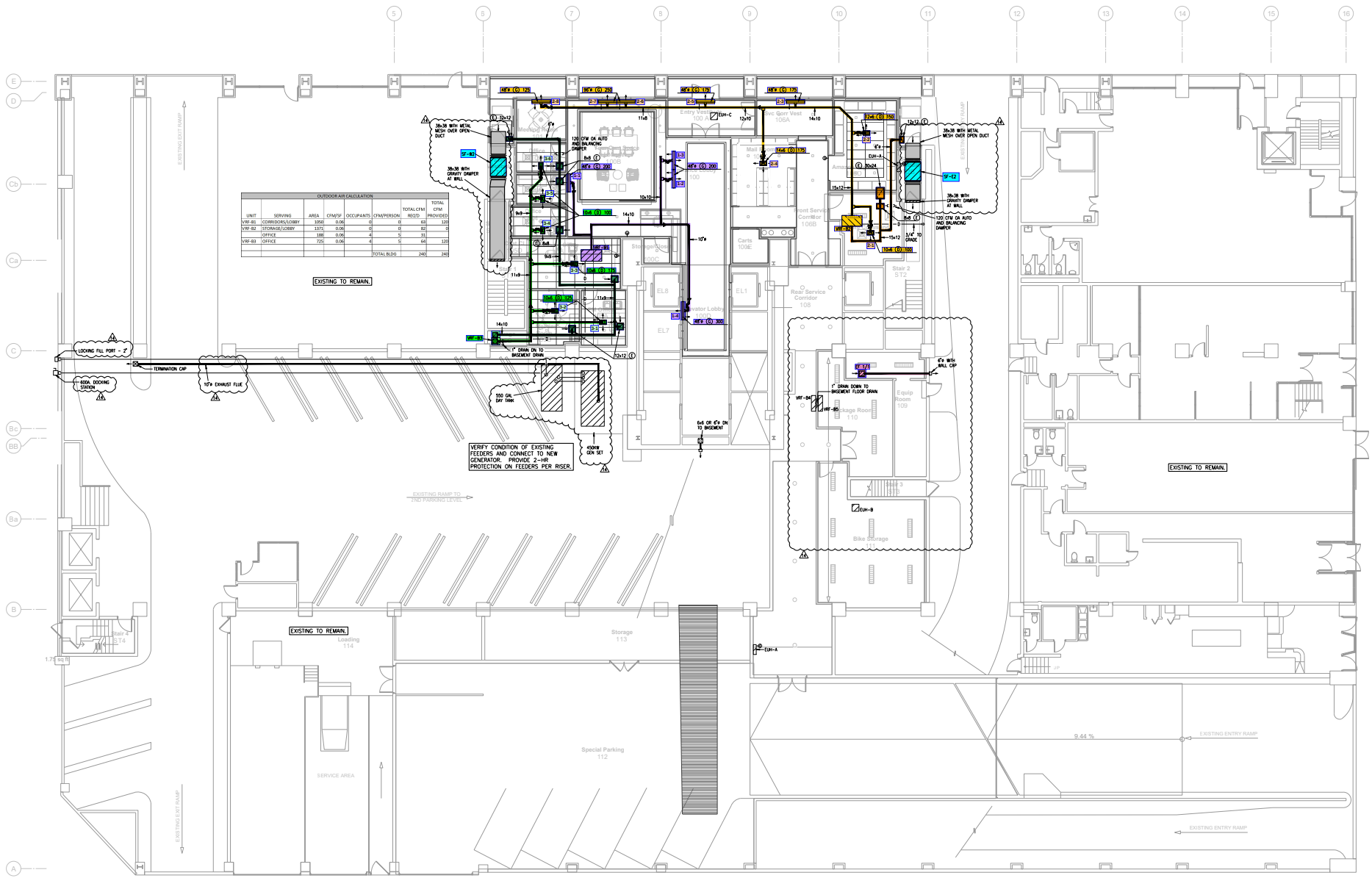

OUTDOOR AIR CALCULATION							
UNIT	SERVING	AREA	CFM/SF	OCCUPANTS	CFM/PERSON	TOTAL CFM REQ'D	TOTAL CFM PROVIDED
VRF-B1	CORRIDORS/LOBBY	1050	0.06	0	0	63	120
VRF-B2	STORAGE/LOBBY	1371	0.06	0	0	82	0
	OFFICE	188	0.06	4	5	31	
VRF-B3	OFFICE	725	0.06	4	5	64	120
					TOTAL BLDG	240	240

1 **1ST FLOOR PLAN**
1/8"=1'-0" HVAC

NORTH

Strada

111 William Penn Place
7th Floor
Pittsburgh, PA 15219
412.263.3800

www.stradallc.com
Pittsburgh Philadelphia

©2022 Strada Architecture LLC

LS&A Lattimer Sommers & Associates, P.A.
CONSULTING ENGINEERS
3639 SW Summerfield Drive, Suite A
Topeka, Kansas 66614-3974
8020 College Boulevard, Suite 100
Overland Park, Kansas 66210
Telephone: (785) 233-3232
E-mail: lsapa@lsapa.com
LSA PROJECT NO. 2004008

Strada Architecture

STATE OF OHIO
RICHARD R. BEARDMORE
E-76985
REGISTERED PROFESSIONAL ENGINEER
04/16/2024

Project Information

7 W 7TH

7 West 7th Street Cincinnati OH 45202

Owner: Victrix LLC
Project Number: **21084**

Revision History

ID	Date	Issue Name
1	12-12-2023	CITY RESPONSE
2	01-04-2024	CITY RESPONSE
3	02-26-2024	NEW GENERATOR
4	04-16-2024	Engineering Change 02

Current Issuance

Date	Project Phase
03.03.23	Permit Set

Drawing Title

1ST FLOOR PLAN - HVAC

Sheet Number

M1.02

R:\2022\Dwl Rich Beardmore (RRB)\Mac\p-2204006\01 CAD\M1.01 - 1st.dwg, 4/16/2024 4:38:05 PM, DWG To PDF.pc3

FaciliBuild make it easy

NOTES:

1. REFER TO SHEET M1.01 FOR NOTES AND LEGEND.

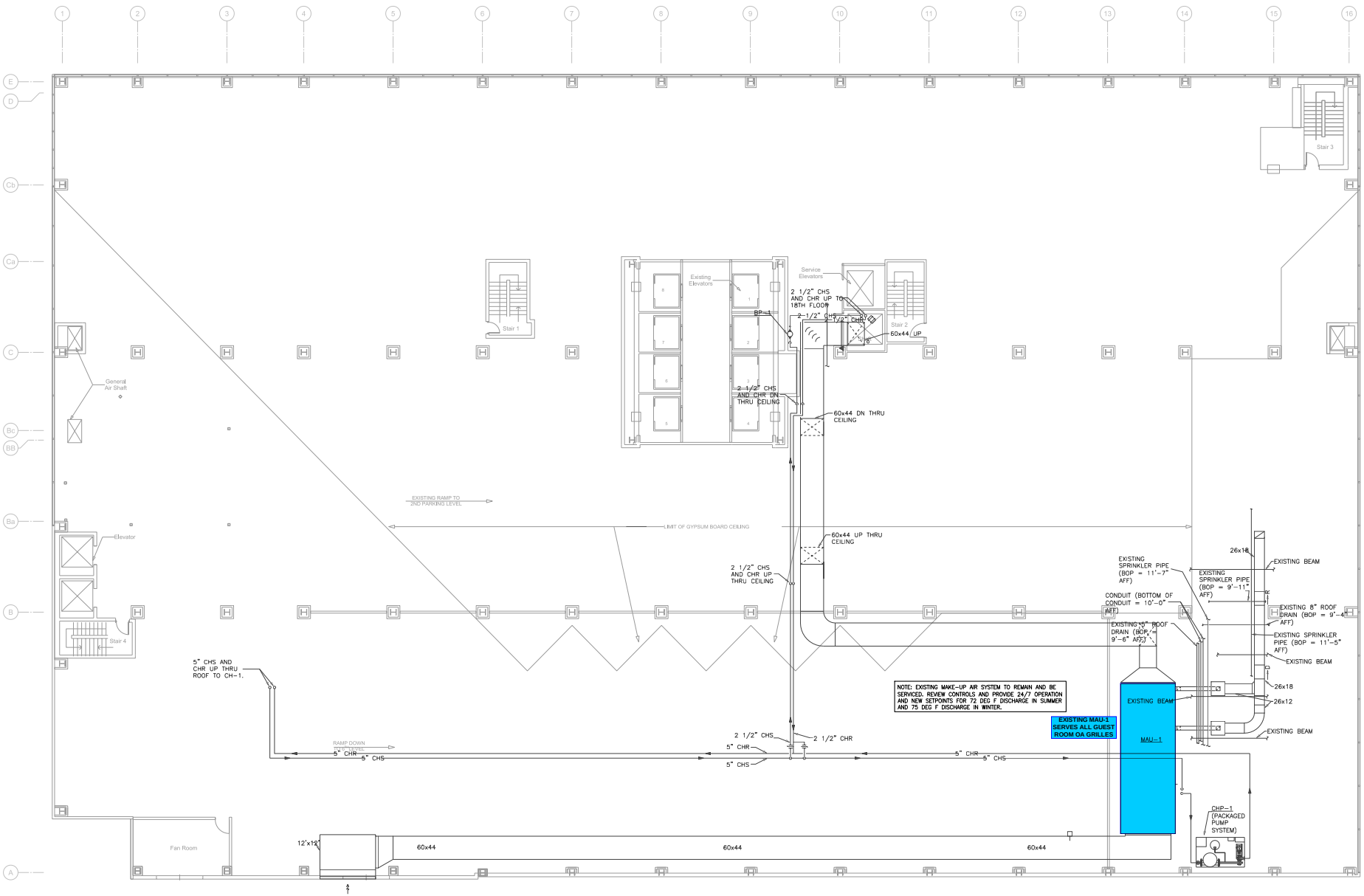

1 **7TH FLOOR PLAN**
1/8"=1'-0" HVAC

NORTH

Strada

611 William Penn Place
7th Floor
Pittsburgh, PA 15219
412.263.3800

www.stradallc.com
Pittsburgh Philadelphia

©2022 Strada Architecture LLC

LS&A Lattimer Sommers & Associates, P.A.
CONSULTING ENGINEERS
3639 SW Summerfield Drive, Suite A
Topeka, Kansas 66614-3974
8820 College Boulevard, Suite 100
Overland Park, Kansas 66210
Telephone: (785) 233-3232
Email: lsapa@lsapa.com
LSA PROJECT NO. 2004006

Strada Architecture

STATE OF OHIO
RICHARD R. BEARDMORE
E-76983
REGISTERED ARCHITECT
3/3/2023

Project Information

7 W 7TH

7 West 7th Street Cincinnati OH 45202

Owner: Victrix LLC

Project Number: **21084**

Revision History

ID	Date	Issue Name

Current Issuance

Date	Project Phase
03.03.23	Permit Set

Drawing Title

7TH FLOOR PLAN - HVAC

Sheet Number

M1.03

FaciliBuild make it easy

NOTES:

1. REFER TO SHEET M1.01 FOR NOTES AND LEGEND.

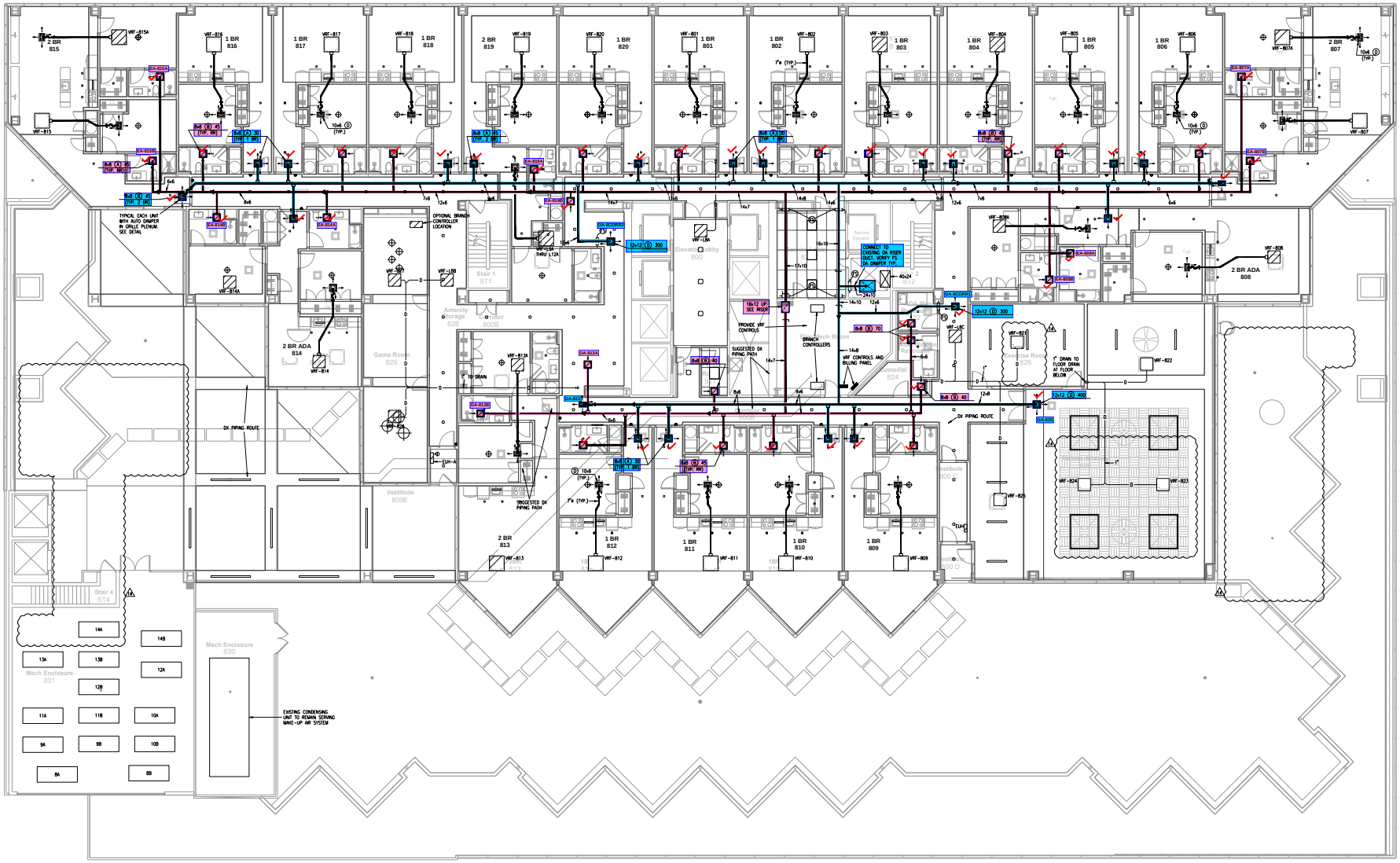

1 8TH FLOOR PLAN
1/8"=1'-0"
HVAC
NORTH

Strada

611 William Penn Place
7th Floor
Pittsburgh, PA 15219
412.263.3800

www.stradallc.com
Pittsburgh Philadelphia

©2022 Strada Architecture LLC

LS&A
Luttmer Sommers & Associates, P.A.
CONSULTING ENGINEERS
3639 SW Summerfield Drive, Suite A
Topeka, Kansas 66614-5074
8826 College Boulevard, Suite 102
Overland Park, Kansas 66210
Telephone: (785) 233-3232
Email: lsaca@lsapa.com
LSA PROJECT NO. 2004006

Strada Architecture

STATE OF OHIO
RICHARD R. BEARDMORE
E-76983
REGISTERED
PROFESSIONAL ENGINEER
04/16/2024

Project Information

7 W 7TH

7 West 7th Street Cincinnati OH 45202

Owner: Victrix LLC
Project Number: **21084**

Revision History

ID	Date	Issue Name
1	03-03-2023	ADDENDUM 2
2	08-01-2023	Addendum 04
3	03-07-2024	RFI # 64
4	04-16-2024	Engineering Change 02

Current Issuance

Date	Project Phase
03.03.23	Permit Set

Drawing Title

8TH FLOOR PLAN - HVAC

Sheet Number

M1.04

FaciliBuild make it easy

NOTES:

1. REFER TO SHEET M1.01 FOR NOTES AND LEGEND.

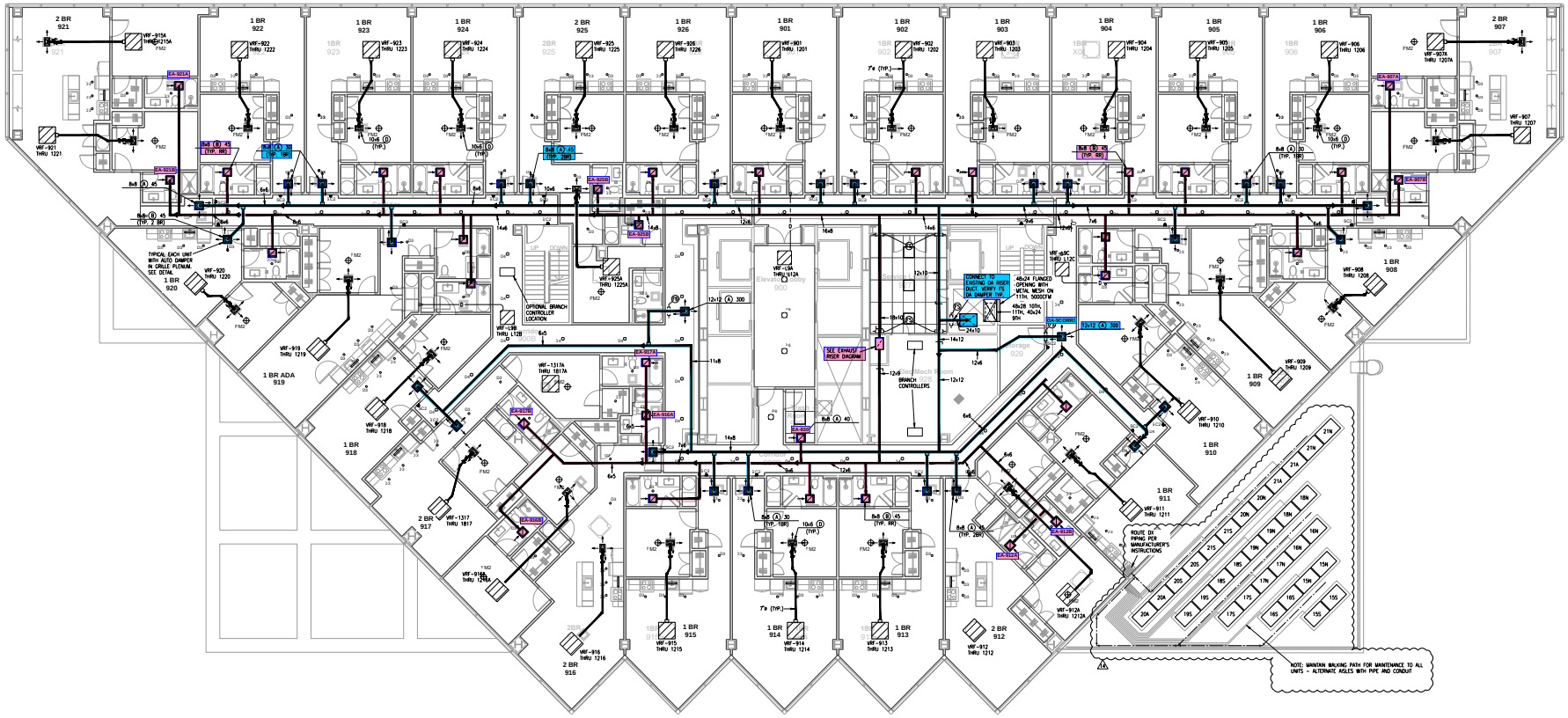

1 TYPICAL 9TH FLOOR PLAN
1/8"=1'-0"
HVAC
NORTH

Strada

611 William Penn Place
7th Floor
Pittsburgh, PA 15219
412.263.3800

www.stradallc.com
Pittsburgh Philadelphia

©2022 Strada Architecture LLC

LS&A
Lattimer Sommers & Associates, P.A.
CONSULTING ENGINEERS
3639 SW Summerfield Drive, Suite A
Topeka, Kansas 66614-3874
8500 College Boulevard, Suite 100
Overland Park, Kansas 66210
Telephone: (785) 233-3232
Email: lsapa@lsapa.com
LSA PROJECT NO. 2004006

Strada Architecture

STATE OF OHIO
RICHARD R. BEARDMORE
E-78983
PROFESSIONAL ENGINEER
04/16/2024

Project Information

7 W 7TH

7 West 7th Street Cincinnati OH 45202

Owner: Victrix LLC
Project Number: **21084**

Revision History

ID	Date	Issue Name
2	03-03-2023	ADDENDUM 2
4	08-01-2023	Addendum 04
64	03-07-2024	RFI # 64
02	04-16-2024	Engineering Change 02

Current Issuance

Date	Project Phase
03.03.23	Permit Set

Drawing Title

TYPICAL 9TH FLOOR PLAN - HVAC

Sheet Number

M1.05

R:\2021\Old Rich Beardmore (888)\Mk.zip-22040906\01 CAD\M1.01_10.dwg, 4/16/2024 4:38:33 PM, DWG To PDF.pc3

FaciliBuild make it easy

NOTES:

1. REFER TO SHEET M1.01 FOR NOTES AND LEGEND.

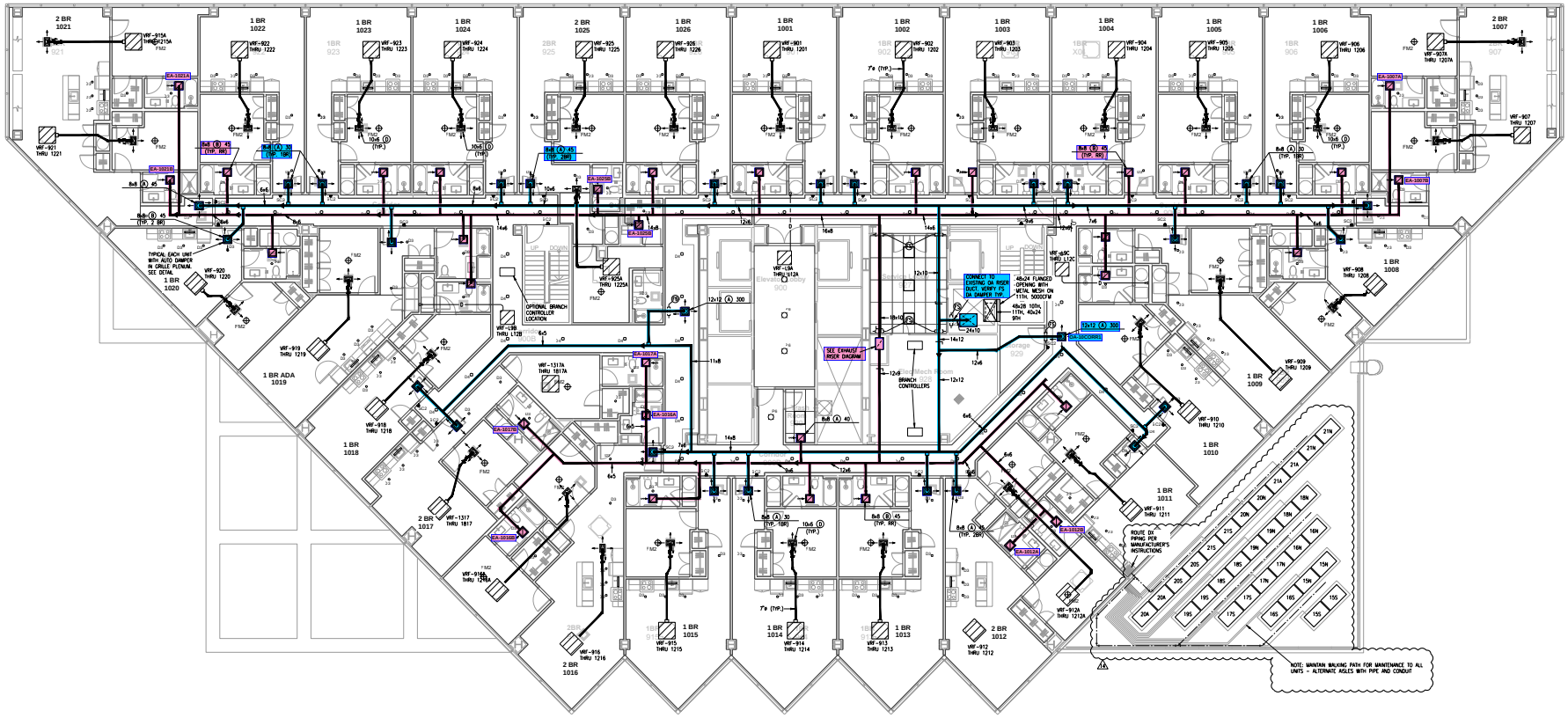

1 TYPICAL 10TH FLOOR PLAN
1/8" = 1'-0"
HVAC
NORTH

Strada

611 William Penn Place
7th Floor
Pittsburgh, PA 15219
412.263.3800

www.stradallc.com
Pittsburgh Philadelphia

©2022 Strada Architecture LLC

LS&A
Lattimer Sommers & Associates, P.A.
CONSULTING ENGINEERS
3639 SW Summerfield Drive, Suite A
Topeka, Kansas 66614-3874
8020 College Boulevard, Suite 100
Overland Park, Kansas 66210
Telephone: (785) 233-3232
Email: lsapa@lsapa.com
LSA PROJECT NO. 2004006

Strada Architecture

STATE OF OHIO
RICHARD R. BEARDMORE
E-76983
PROFESSIONAL ENGINEER
04/16/2024

Project Information

7 W 7TH

7 West 7th Street Cincinnati OH 45202

Owner: Victrix LLC
Project Number: **21084**

Revision History

ID	Date	Issue Name
2	03-03-2023	ADDENDUM 2
4	08-01-2023	Addendum 04
64	03-07-2024	RFI # 64
02	04-16-2024	Engineering Change 02

Current Issuance

Date	Project Phase
03.03.23	Permit Set

Drawing Title

TYPICAL 9TH FLOOR PLAN - HVAC

Sheet Number

M1.05

R:\2021\04 Rich Beardmore (RBB)\Mk.zip-22040000\01 CAD\M1.01_10.dwg, 4/16/2024 4:38:33 PM, DWG To PDF.pc3

FaciliBuild
make it easy

NOTES:

1. REFER TO SHEET M1.01 FOR NOTES AND LEGEND.

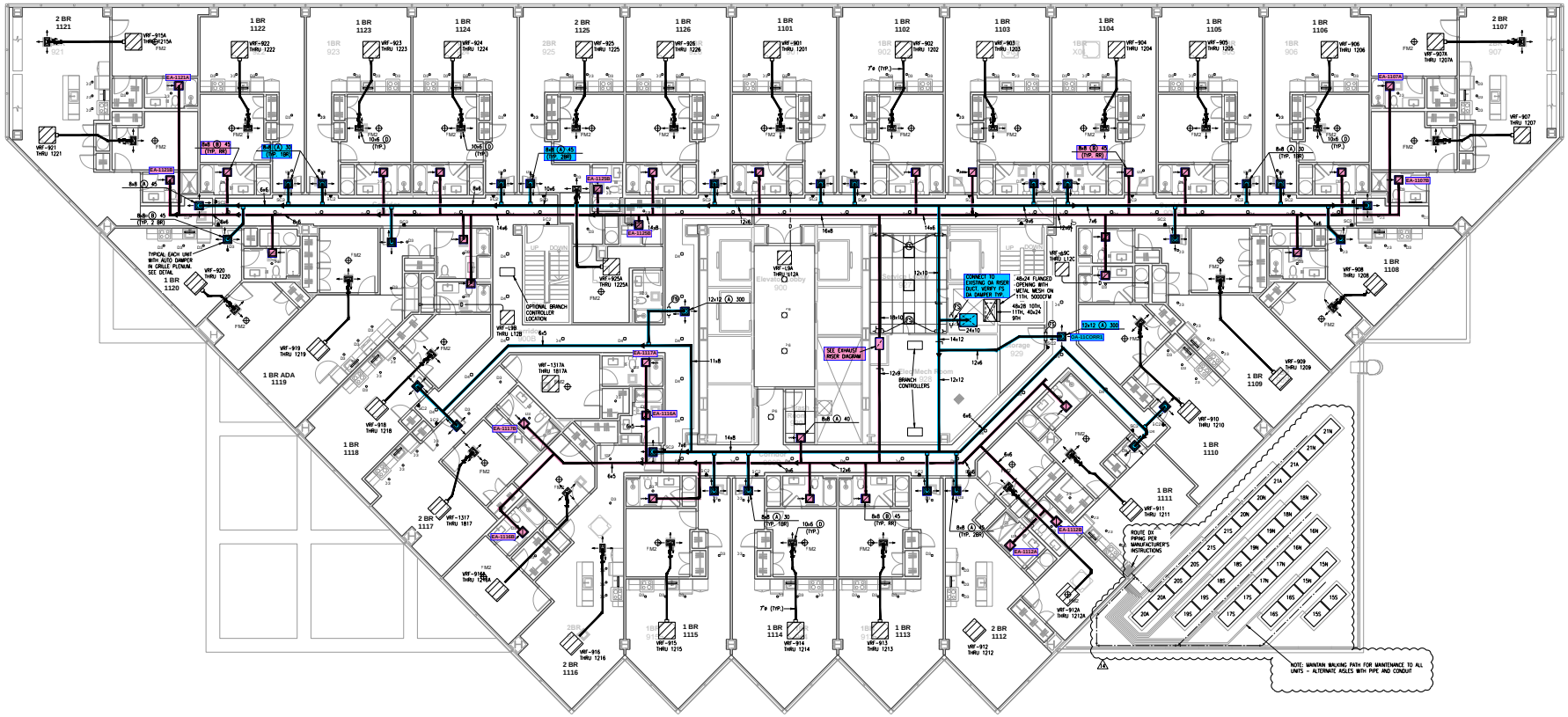

1 **TYPICAL 11TH FLOOR PLAN**
1/8" = 1'-0"
HVAC

Strada
611 William Penn Place
7th Floor
Pittsburgh, PA 15219
412.263.3800
www.stradallc.com
Pittsburgh Philadelphia

©2022 Strada Architecture LLC

LS&A
Lattimer Sommers & Associates, P.A.
CONSULTING ENGINEERS
3639 SW Summerfield Drive, Suite A
Topeka, Kansas 66614-3874
8020 College Boulevard, Suite 100
Overland Park, Kansas 66210
Telephone: (785) 233-3232
Email: lsapa@lsapa.com
LSA PROJECT NO 2004006

Strada Architecture

STATE OF OHIO
RICHARD R. BEARDMORE
E-76983
PROFESSIONAL ENGINEER
04/16/2024

Project Information

7 W 7TH

7 West 7th Street Cincinnati OH 45202

Owner: Victrix LLC

Project Number: **21084**

Revision History

ID	Date	Issue Name
2	03-03-2023	ADDENDUM 2
4	08-01-2023	Addendum 04
64	03-07-2024	RFI # 64
02	04-16-2024	Engineering Change 02

Current Issuance

Date	Project Phase
03.03.23	Permit Set

Drawing Title

TYPICAL 9TH FLOOR PLAN - HVAC

Sheet Number

M1.05

R:\2021\04 Rich Beardmore (RBB)\Mk.zip-22040000\01 CAD\M1.01_10.dwg, 4/16/2024 4:38:33 PM, DWG To PDF.pc3

FaciliBuild make it easy

NOTES:

1. REFER TO SHEET M1.01 FOR NOTES AND LEGEND.

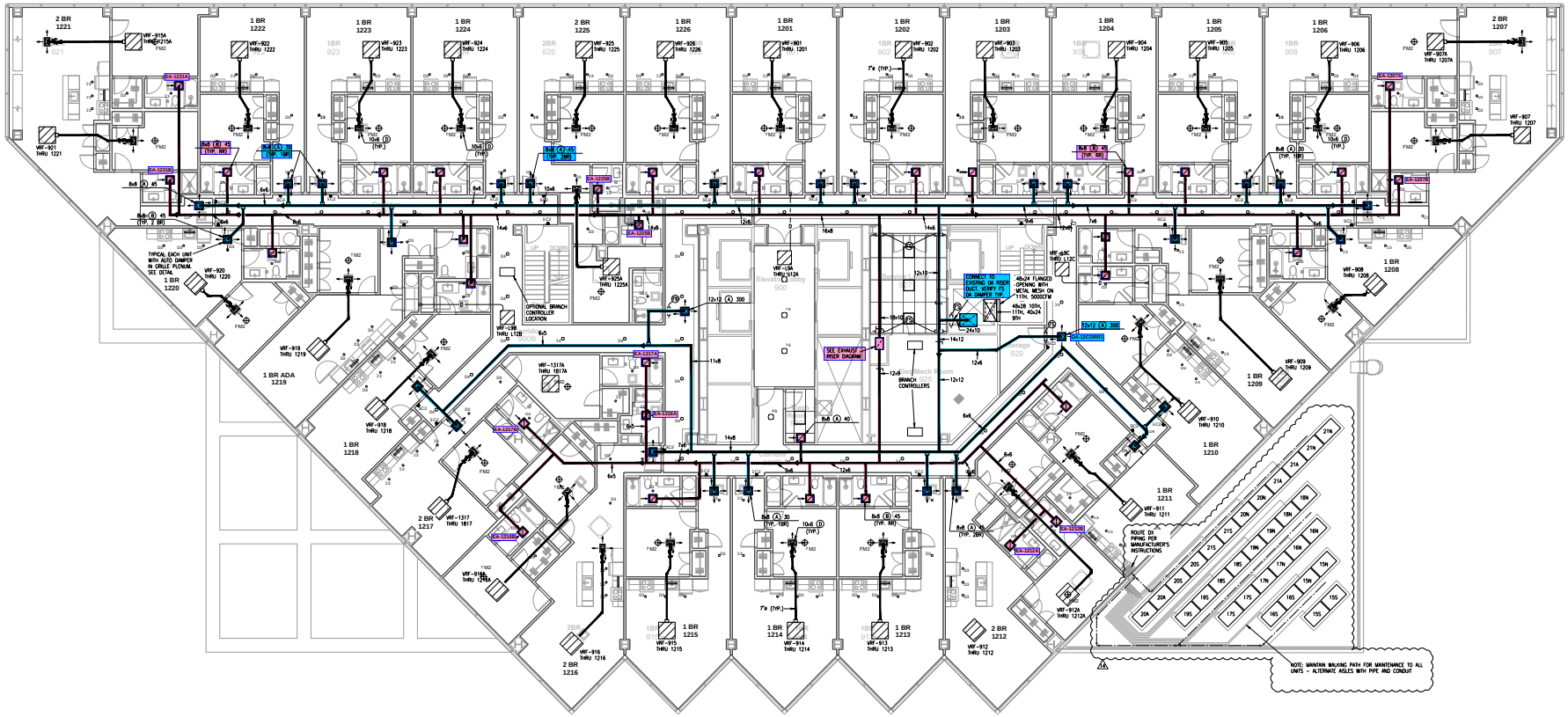

1 TYPICAL 12TH FLOOR PLAN
1/8" = 1'-0"
HVAC

Strada

611 William Penn Place
7th Floor
Pittsburgh, PA 15219
412.263.3800

www.stradallc.com
Pittsburgh Philadelphia

©2022 Strada Architecture LLC

LS&A
Lattimer Sommers & Associates, P.A.
CONSULTING ENGINEERS
3639 SW Summerfield Drive, Suite A
Topeka, Kansas 66614-3874
8826 College Boulevard, Suite 102
Overland Park, Kansas 66210
Telephone: (785) 233-3232
Email: lsapa@lsapa.com
LSA PROJECT NO. 2004006

Strada Architecture

STATE OF OHIO
RICHARD R. BEARDMORE
E-76983
PROFESSIONAL ENGINEER
04/16/2024

Project Information

7 W 7TH

7 West 7th Street Cincinnati OH 45202

Owner: Victrix LLC
Project Number: **21084**

Revision History

ID	Date	Issue Name
2	03-03-2023	ADDENDUM 2
4	08-01-2023	Addendum 04
64	03-07-2024	RFI # 64
02	04-16-2024	Engineering Change 02

Current Issuance

Date	Project Phase
03.03.23	Permit Set

Drawing Title

TYPICAL 9TH FLOOR PLAN - HVAC

Sheet Number

M1.05

R:\2022\04 Rich Beardmore (RBB)\Mx.rvp-2204006\01 CAD\M1.01..10.dwg, 4/16/2024 4:38:33 PM, DWG To PDF.pc3

FaciliBuild make it easy

NOTES:

1. REFER TO SHEET M1.01 FOR NOTES AND LEGEND.

1 TYPICAL 13TH FLOOR PLAN
1/8"=1'-0"
HVAC
NORTH

Strada

611 William Penn Place
7th Floor
Pittsburgh, PA 15219
412.263.3800

www.stradallc.com
Pittsburgh Philadelphia

© 2022 Strada Architecture LLC

LS&A
Lattimer Sommers & Associates, P.A.
CONSULTING ENGINEERS
3639 SW Summerfield Drive, Suite A
Topeka, Kansas 66614-3874
8829 College Boulevard, Suite 102
Overland Park, Kansas 66210
Telephone: (785) 233-3232
Email: lsapa@lsapa.com
LSA PROJECT NO. 2004006

Strada Architecture

STATE OF OHIO
RICHARD R. BEARDMORE
E-76983
REGISTERED PROFESSIONAL ENGINEER
3/3/2023

Project Information

7 W 7TH

7 West 7th Street Cincinnati OH 45202

Owner: Victrix LLC
Project Number: **21084**

Revision History

ID	Date	Issue Name

Current Issuance

Date	Project Phase
03.03.23	Permit Set

Drawing Title

TYPICAL 13TH-18TH FLOOR PLAN - HVAC

Sheet Number

M1.06

FaciliBuild make it easy

NOTES:

1. REFER TO SHEET M1.01 FOR NOTES AND LEGEND.

1 TYPICAL 14TH FLOOR PLAN
1/8"=1'-0"
HVAC

NORTH

Strada

611 William Penn Place
7th Floor
Pittsburgh, PA 15219
412.263.3800

www.stradallc.com
Pittsburgh Philadelphia

© 2022 Strada Architecture LLC

LS&A Lattimer Sommers & Associates, P.A.
CONSULTING ENGINEERS
3639 SW Summerfield Drive, Suite A
Topeka, Kansas 66614-3874
8829 College Boulevard, Suite 102
Overland Park, Kansas 66210
Telephone: (785) 233-3232
Email: lsapa@lsapa.com
LSA PROJECT NO. 2004006

Strada Architecture

STATE OF OHIO
RICHARD R. BEARDMORE
E-76983
REGISTERED PROFESSIONAL ENGINEER
3/3/2023

Project Information

7 W 7TH

7 West 7th Street Cincinnati OH 45202

Owner: Victrix LLC

Project Number: **21084**

Revision History

ID	Date	Issue Name

Current Issuance

Date	Project Phase
03.03.23	Permit Set

Drawing Title

TYPICAL 13TH-18TH FLOOR PLAN - HVAC

Sheet Number

M1.06

FaciliBuild make it easy

NOTES:

1. REFER TO SHEET M1.01 FOR NOTES AND LEGEND.

1 TYPICAL 15TH FLOOR PLAN
1/8"=1'-0"
HVAC
NORTH

Strada

611 William Penn Place
7th Floor
Pittsburgh, PA 15219
412.263.3800

www.stradallc.com
Pittsburgh Philadelphia

© 2022 Strada Architecture LLC

LS&A
Lattimer Sommers & Associates, P.A.
CONSULTING ENGINEERS
3639 SW Summerfield Drive, Suite A
Topeka, Kansas 66614-3874
8829 College Boulevard, Suite 102
Overland Park, Kansas 66210
Telephone: (785) 233-3232
Email: lsapa@lsapa.com
LSA PROJECT NO. 2004006

Strada Architecture

STATE OF OHIO
RICHARD R. BEARDMORE
E-76983
REGISTERED PROFESSIONAL ENGINEER
3/3/2023

Project Information

7 W 7TH

7 West 7th Street Cincinnati OH 45202

Owner: Victrix LLC
Project Number: **21084**

Revision History

ID	Date	Issue Name

Current Issuance

Date	Project Phase
03.03.23	Permit Set

Drawing Title

TYPICAL 13TH-18TH FLOOR PLAN - HVAC

Sheet Number

M1.06

FaciliBuild make it easy

NOTES:

1. REFER TO SHEET M1.01 FOR NOTES AND LEGEND.

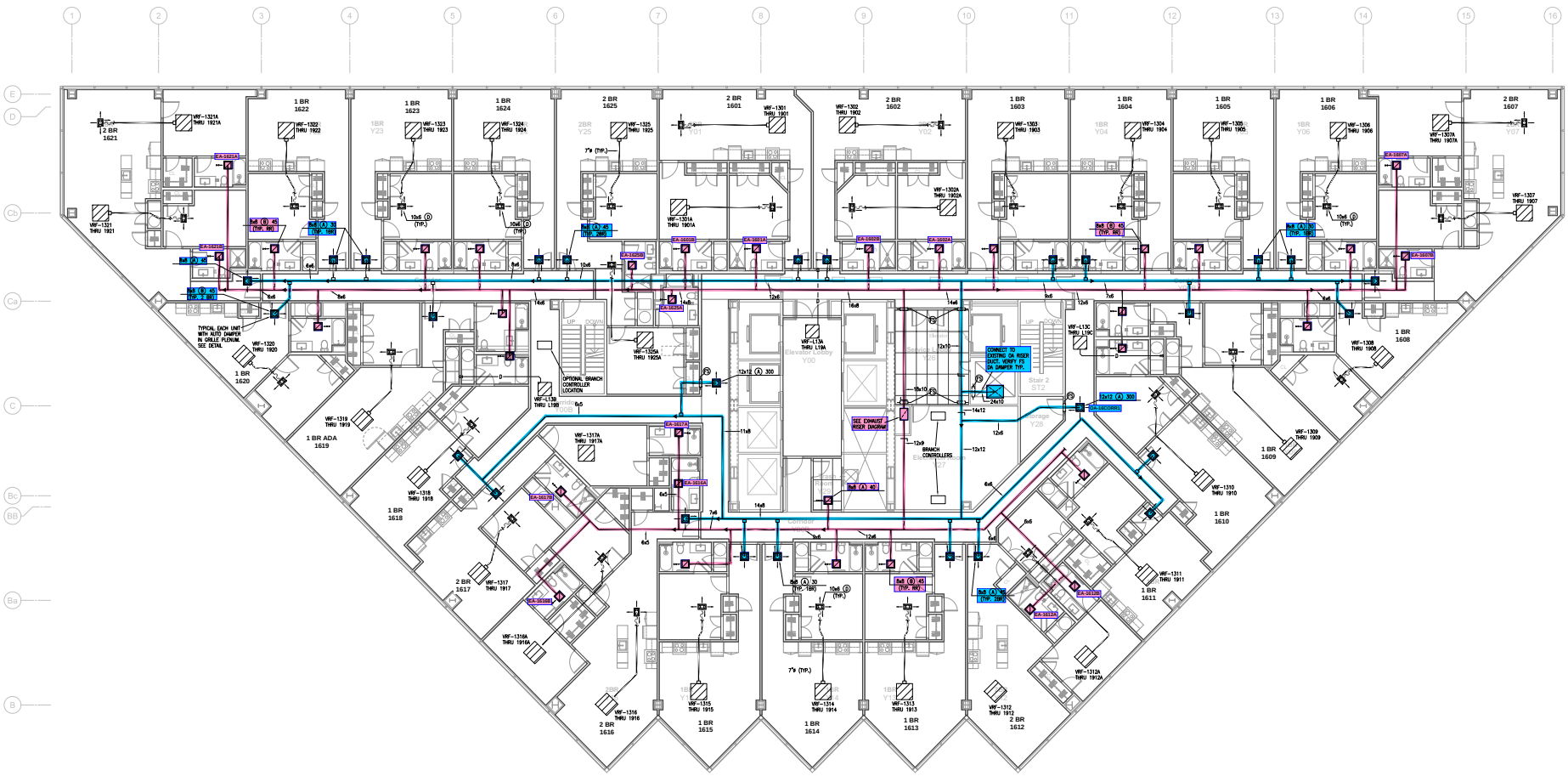

1 TYPICAL 16TH FLOOR PLAN
1/8"=1'-0"
HVAC
NORTH

Strada

611 William Penn Place
7th Floor
Pittsburgh, PA 15219
412.263.3800

www.stradallc.com
Pittsburgh Philadelphia

© 2022 Strada Architecture LLC

LS&A
Lattimer Sommers & Associates, P.A.
CONSULTING ENGINEERS
3639 SW Summerfield Drive, Suite A
Topeka, Kansas 66614-3874
8829 College Boulevard, Suite 102
Overland Park, Kansas 66210
Telephone: (785) 233-3232
Email: lsapa@lsapa.com
LSA PROJECT NO. 2004006

Strada Architecture

STATE OF OHIO
RICHARD R. BEARDMORE
E-76983
REGISTERED PROFESSIONAL ENGINEER
3/3/2023

Project Information

7 W 7TH

7 West 7th Street Cincinnati OH 45202

Owner: Victrix LLC
Project Number: **21084**

Revision History

ID	Date	Issue Name

Current Issuance

Date	Project Phase
03.03.23	Permit Set

Drawing Title

TYPICAL 13TH-18TH FLOOR PLAN - HVAC

Sheet Number

M1.06

FaciliBuild make it easy

NOTES:

1. REFER TO SHEET M1.01 FOR NOTES AND LEGEND.

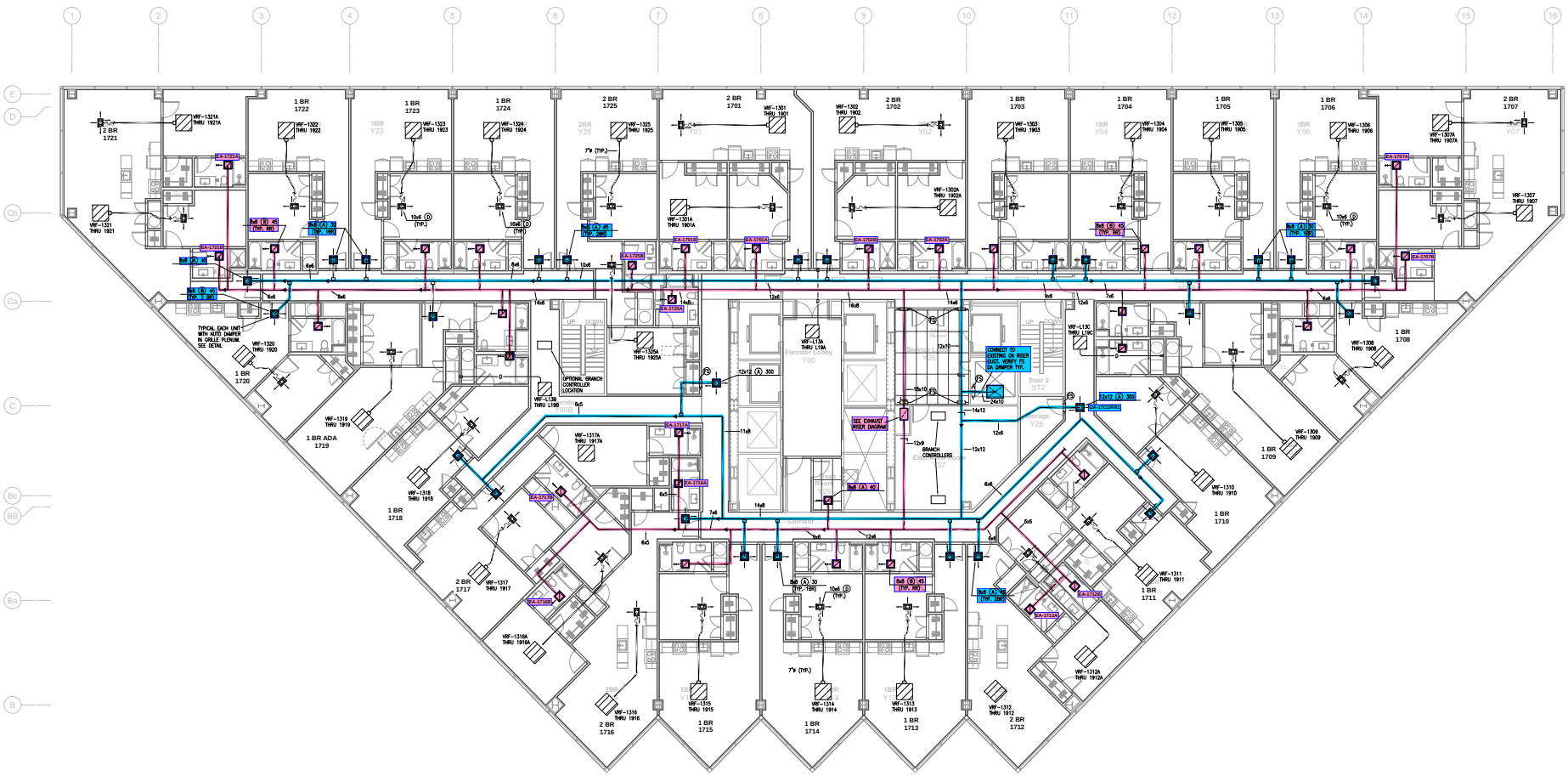

1 TYPICAL 17TH FLOOR PLAN
1/8"=1'-0"
HVAC
NORTH

Strada

611 William Penn Place
7th Floor
Pittsburgh, PA 15219
412.263.3800

www.stradallc.com
Pittsburgh Philadelphia

© 2022 Strada Architecture LLC

LS&A
Lattimer Sommers & Associates, P.A.
CONSULTING ENGINEERS
3639 SW Summerfield Drive, Suite A
Topeka, Kansas 66614-3874
8829 College Boulevard, Suite 102
Overland Park, Kansas 66210
Telephone: (785) 233-3232
Email: lsapa@lsapa.com
LSA PROJECT NO. 2004006

Strada Architecture

STATE OF OHIO
RICHARD R. BEARDMORE
E-76983
REGISTERED PROFESSIONAL ENGINEER
3/3/2023

Project Information

7 W 7TH

7 West 7th Street Cincinnati OH 45202

Owner: Victrix LLC
Project Number: **21084**

Revision History

ID	Date	Issue Name

Current Issuance

Date	Project Phase
03.03.23	Permit Set

Drawing Title

TYPICAL 13TH-18TH FLOOR PLAN - HVAC

Sheet Number

M1.06

FaciliBuild make it easy

NOTES:

1. REFER TO SHEET M1.01 FOR NOTES AND LEGEND.

1 TYPICAL 18TH FLOOR PLAN
1/8"=1'-0"
HVAC
NORTH

Strada

611 William Penn Place
7th Floor
Pittsburgh, PA 15219
412.263.3800

www.stradallc.com
Pittsburgh Philadelphia

© 2022 Strada Architecture LLC

LS&A
Lattimer Sommers & Associates, P.A.
CONSULTING ENGINEERS
3639 SW Summerfield Drive, Suite A
Topeka, Kansas 66614-3874
8829 College Boulevard, Suite 102
Overland Park, Kansas 66210
Telephone: (785) 233-3232
Email: lsapa@lsapa.com
LSA PROJECT NO. 2004006

Strada Architecture

STATE OF OHIO
RICHARD R. BEARDMORE
E-76983
REGISTERED PROFESSIONAL ENGINEER
3/3/2023

Project Information

7 W 7TH

7 West 7th Street Cincinnati OH 45202

Owner: Victrix LLC
Project Number: **21084**

Revision History

ID	Date	Issue Name

Current Issuance

Date	Project Phase
03.03.23	Permit Set

Drawing Title

TYPICAL 13TH-18TH FLOOR PLAN - HVAC

Sheet Number

M1.06

FaciliBuild make it easy

NOTES:

1. REFER TO SHEET M1.01 FOR NOTES AND LEGEND.

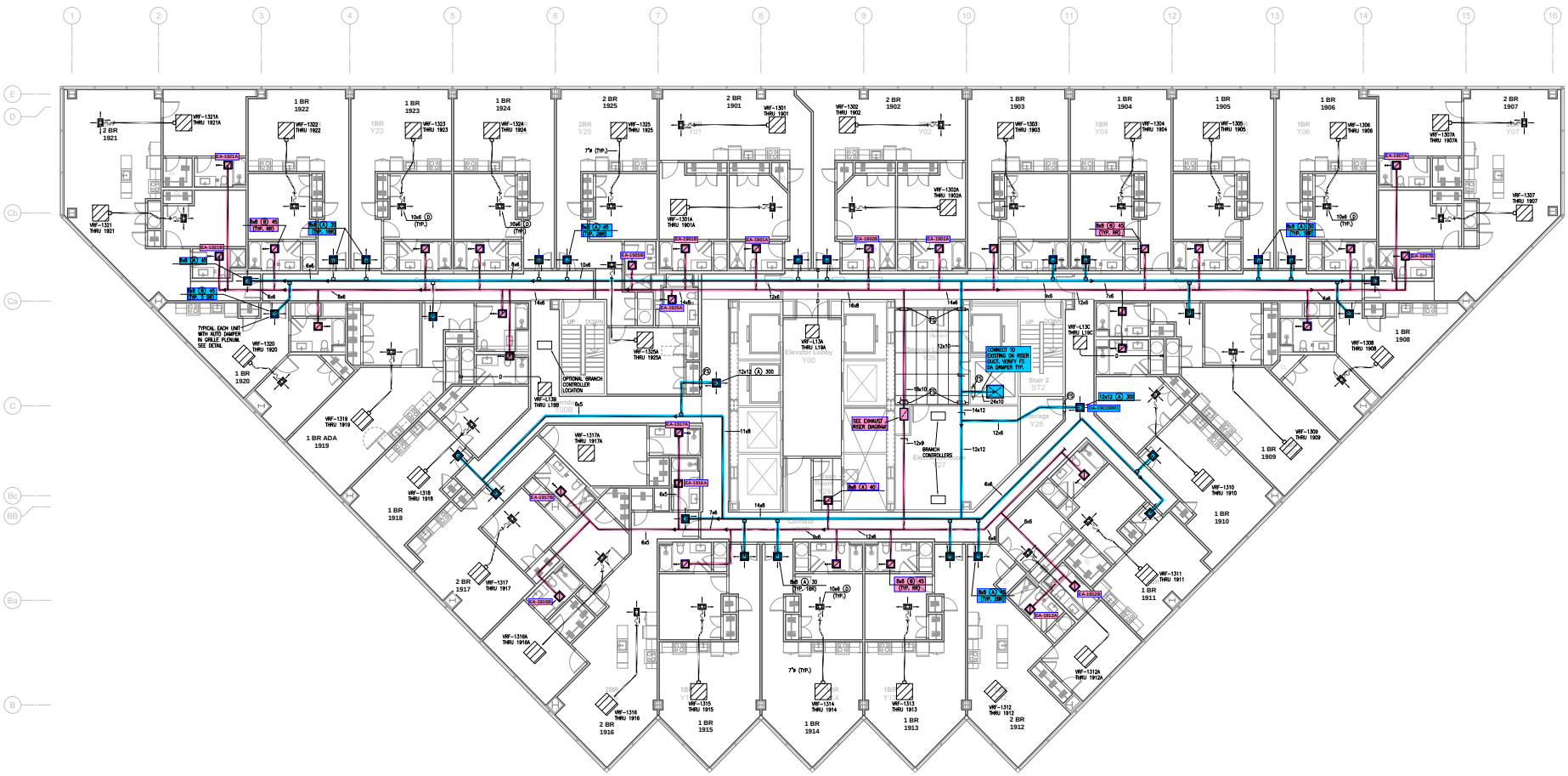

1 TYPICAL 19TH FLOOR PLAN
1/8"=1'-0"
HVAC
NORTH

Strada
611 William Penn Place
7th Floor
Pittsburgh, PA 15219
412.263.3800
www.stradallc.com
Pittsburgh Philadelphia

© 2022 Strada Architecture LLC

LS&A Lattimer Sommers & Associates, P.A.
CONSULTING ENGINEERS
3639 SW Summerfield Drive, Suite A
Topeka, Kansas 66614-3874
8829 College Boulevard, Suite 102
Overland Park, Kansas 66210
Telephone: (785) 233-3232
Email: lsapa@lsapa.com
LSA PROJECT NO. 2004006

Strada Architecture

STATE OF OHIO
RICHARD R. BEARDMORE
E-76983
REGISTERED PROFESSIONAL ENGINEER
3/3/2023

Project Information

7 W 7TH

7 West 7th Street Cincinnati OH 45202

Owner: Victrix LLC

Project Number: **21084**

Revision History

ID	Date	Issue Name

Current Issuance

Date	Project Phase
03.03.23	Permit Set

Drawing Title

TYPICAL 13TH-18TH FLOOR PLAN - HVAC

Sheet Number

M1.06

FaciliBuild make it easy

NOTES:

1. REFER TO SHEET M1.01 FOR NOTES AND LEGEND.

1 **20TH FLOOR PLAN**
1/8"=1'-0" HVAC

NORTH

Strada

611 William Penn Place
7th Floor
Pittsburgh, PA 15219
412.263.3800

www.stradallc.com
Pittsburgh Philadelphia

©2022 Strada Architecture LLC

LS&A
Lattimer Sommers & Associates, P.A.
CONSULTING ENGINEERS
3839 SW Summerfield Drive, Suite A
Topeka, Kansas 66614-3974
8820 College Boulevard, Suite 102
Overland Park, Kansas 66210
Telephone: (785) 233-3232
Email: lsaca@lsaca.com
LSA PROJECT NO. 2204006

Strada Architecture

STATE OF OHIO
RICHARD R. BEARDMORE
E-76983
PROFESSIONAL ENGINEER
3/3/2023

Project Information

7 W 7TH

7 West 7th Street Cincinnati OH 45202

Owner: Victrix LLC

Project Number: **21084**

Revision History

ID	Date	Issue Name

Current Issuance

Date	Project Phase
03.03.23	Permit Set

Drawing Title

20TH FLOOR PLAN - HVAC

Sheet Number

M1.07

FaciliBuild make it easy

NOTES:

1. REFER TO SHEET M1.01 FOR NOTES AND LEGEND.

1 **21ST FLOOR PLAN** HVAC
1/8"=1'-0"

NORTH

Strada

611 William Penn Place
7th Floor
Pittsburgh, PA 15219
412.263.3800

www.stradallc.com
Pittsburgh Philadelphia

©2022 Strada Architecture LLC

LS&A
Lattimer Sommers & Associates, P.A.
CONSULTING ENGINEERS
3639 SW Summerfield Drive, Suite A
Topeka, Kansas 66614-3974
and
8825 College Boulevard, Suite 102
Overland Park, Kansas 66210
Telephone: (785) 233-3232
Email: lsa@LSsa.com
LSA PROJECT NO. 2004006

Strada Architecture

STATE OF OHIO
RICHARD R. BEARDMORE
E-76983
REGISTERED PROFESSIONAL ENGINEER
3/3/2023

Project Information

7 W 7TH

7 West 7th Street Cincinnati OH 45202

Owner: Victrix LLC
Project Number: **21084**

Revision History

ID	Date	Issue Name

Current Issuance

Date	Project Phase
03.03.23	Permit Set

Drawing Title

21ST FLOOR PLAN - HVAC

Sheet Number

M1.08

FaciliBuild make it easy

NOTES:

1. REFER TO SHEET M1.01 FOR NOTES AND LEGEND.

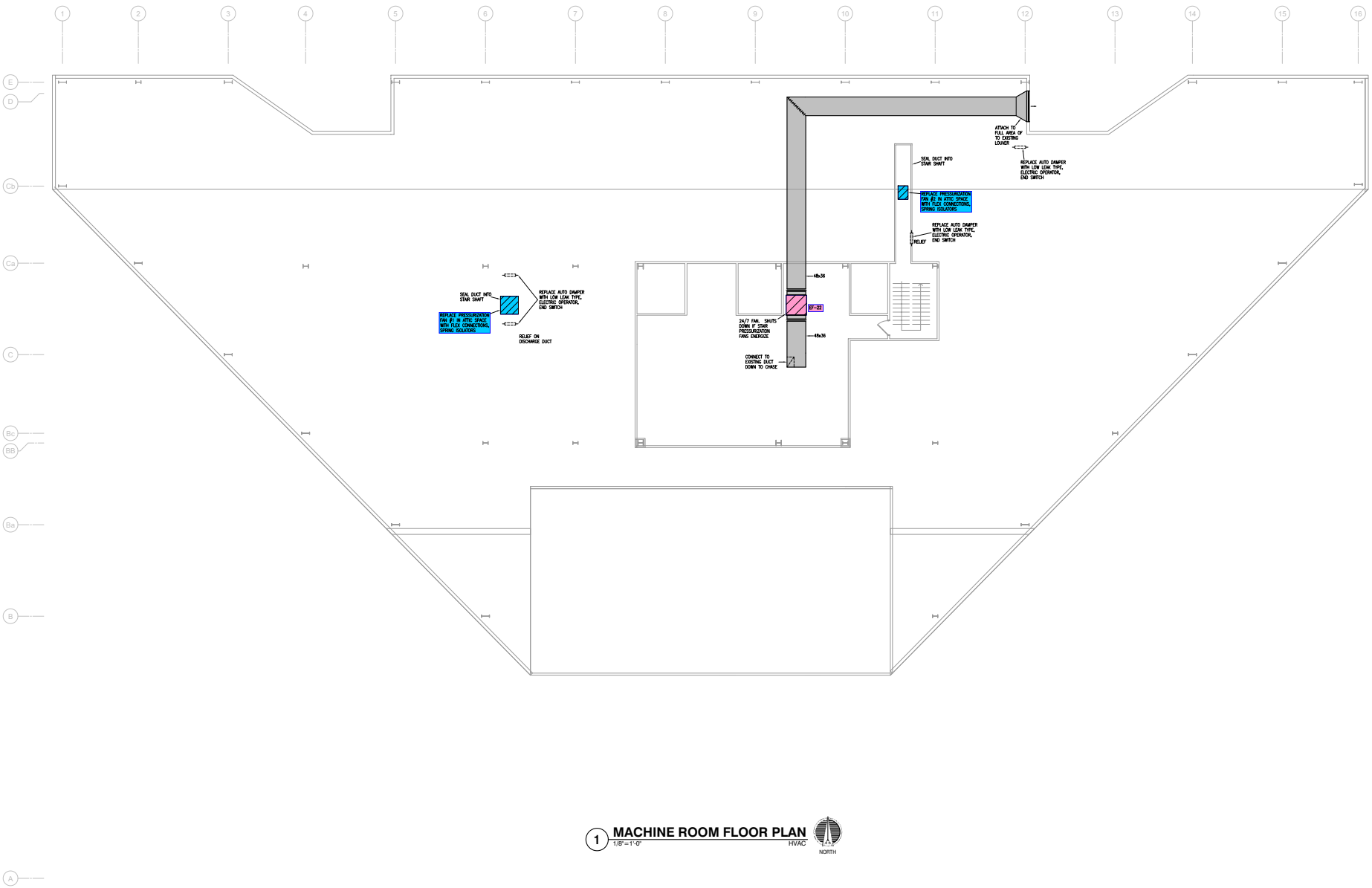

1 **MACHINE ROOM FLOOR PLAN**
1/8" = 1'-0"
HVAC

NORTH

Strada

611 William Penn Place
7th Floor
Pittsburgh, PA 15219
412.263.3800

www.stradallc.com
Pittsburgh Philadelphia

©2022 Strada Architecture LLC

LS&A
Lattimer Sommers & Associates, P.A.
CONSULTING ENGINEERS
3639 SW Summerfield Drive, Suite A
Topeka, Kansas 66614-3974
8820 College Boulevard, Suite 102
Overland Park, Kansas 66210
Telephone: (785) 233-3232
Email: lsaea@lsaea.com
LSA PROJECT NO. 2004006

Strada Architecture

STATE OF OHIO
RICHARD R. BEARDMORE
E-76983
REGISTERED PROFESSIONAL ENGINEER
3/3/2023

Project Information

7 W 7TH

7 West 7th Street Cincinnati OH 45202

Owner: Victrix LLC
Project Number: **21084**

Revision History

ID	Date	Issue Name

Current Issuance

Date	Project Phase
03.03.23	Permit Set

Drawing Title

MACHINE ROOM FLOOR PLAN - HVAC

Sheet Number

M1.09

FaciliBuild make it easy



Pressurization System Overview and Analysis

Stair shaft pressurization systems designed in compliance with 2012 IBC 909.4. Smoke control systems are provided for three stair shafts and three elevator shafts per IBC section 909. Shafts are rated at 2-hours per the Code plan.

The systems consist of supply fans located in ventilation shafts and rooms that communicate directly with the outside air. The fans sense differential pressure between the corridors, lobbies or spaces just outside the shafts in various locations. Variable frequency drives control each fan to maintain the code-required pressures, both minimum and maximum for door pull forces. This shall be initially set at 0.25 w.c. differential for stairs. These pressures shall be achieved within ten seconds of enabling.

The fans will be enabled by smoke detection outside the entry to each of the shafts and by sprinkler system activation or by smoke detection in the elevator equipment rooms.

The fire alarm system master control panel and the control panel in the fire fighter's control room will control this system all per IBC 909. Fire Fighter's Control Panel for emergency response shall include manual control of these systems. Panel front shall include a complete schematic of the system with status indicators at each fan and damper location, airflow direction and all information to operate and understand system. Indicators for fans and dampers shall be off/closed, on/open, fault, normal. Each fan shall have an ON-OFF-AUTO switch. There shall be a master TEST switch and a master ON-OFF-AUTO switch for the system as a whole. Systems to be tested per Code frequency and a report logged.

Factors analyzed in the calculations:

1) Temperature effect: minimal due to presence of HVAC system and sprinkler system
2) Stack effect: building height measured and accounted for
3) HVAC system: during any pressurization operation, fire smoke dampers will be closed and larger systems de-energized
4) Wind effect: internal shafts, minimal effect
5) Climate: no effect to equipment; all interior
6) Duration: all fans backed by back-up source.

1 STAIR PRESSURIZATION CONTROL
NO SCALE

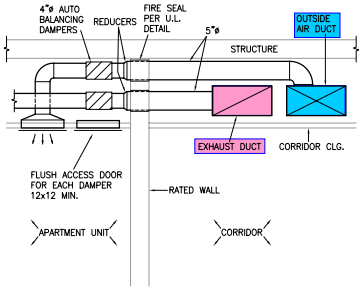

3 APARTMENT OUTSIDE AIR/EXHAUST DUCTS
NO SCALE

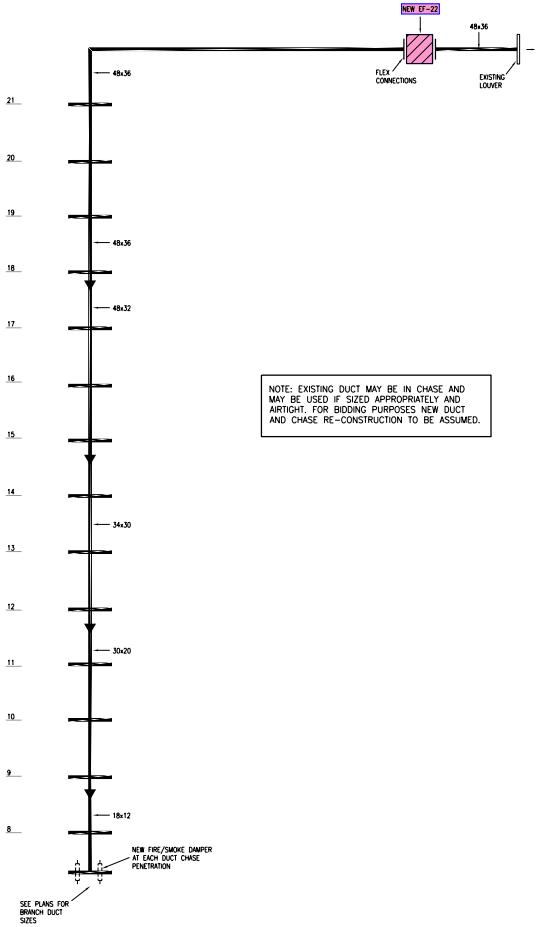

NOTE: EXISTING DUCT MAY BE IN CHASE AND MAY BE USED IF SIZED APPROPRIATELY AND AIRTIGHT. FOR BIDDING PURPOSES NEW DUCT AND CHASE RE-CONSTRUCTION TO BE ASSUMED.

8 EXHAUST RISER DETAIL
NO SCALE

National TAB

Project: 7 West 7th Street Apartments (Cincinnati, OH)

System/Unit: AHU/RTU

Asset: B1 AREA:105 LEASING OFFICE

Unit Data		
	Design	**Actual**
MFG	NA	MITSUBISHI
Serial Num	-	35R03191
Model Num	NA	PEFY-P36NMAU-E4
Configuration	HORIZONTAL	HORIZONTAL

Motor Data		
	Design	**Actual**
Horsepower	3@	0.402
Phase	1	1
Rated Voltage	208	208
Rated Amperage	3.4	3.01

Test Data		
	Design	**Actual**
SF CFM	900	935
RA CFM	-	935
RL Voltage	208	204
RL Amperage	3.4	1.5
SF System SetPt	-	0.20 "
Brake Horse Power	-	0.2

Performance Data		
	Design	**Actual**
Fan Suction SP	-	-0.11"
Fan Discharge SP	-	INACCESSIBLE
Total ESP	0.2	NA
Fan Total SP	-	NA

Completed By: Gabe Merk on 04/21/2025

Notes:
TOTAL FLOW IS GOOD DAMPERS INACCESSIBLE ABOVE HARD CEILINGS. UNABLE TO DISDTIBUTE FLOW TO DESIGN VALUES.

Written By: Gabe Merk on 04/21/2025

National TAB

Project:7 West 7th Street Apartments (Cincinnati, OH)

AHU/RTU

Diffuser Supply (GRD)

B1/105 LEASING OFFICE

Asset							
Asset Name	**Location**	**Type**	**Size**	**DESIGN CFM**	**CFM(1)**	**FINAL CFM**	**% to design**
B1-SGRD1	100 LOBBY	G		200	210	210	105.0
B1-SGRD2	100 LOBBY	G		200	261	261	130.5
B1-SGRD3	100 LOBBY	G		200	225	225	112.5
B1-SGRD4	100D ELEV LOBBY	G		300	239	239	79.7
Total				900	935	935	103.89%

National TAB

Project: 7 West 7th Street Apartments (Cincinnati, OH)

System/Unit: AHU/RTU

Asset: B2 AREA:107 FIRE COMMAND

Unit Data		
	Design	**Actual**
MFG	NA	MITSUBISHI
Serial Num	-	
Model Num	NA	PEFY-P54NMAU-E4
Configuration	HORIZONTAL	
Num PreFilter 1	-	
PreFilter Size 1	-	
Num PreFilter 2	-	
PreFilter Size 2	-	
Num Final Filter 1	-	
Final Filter Size 1	-	
Num Final Filter 2	-	
Final Filter Size 2	-	

Motor Data		
	Design	**Actual**
Motor MFG	-	
Frame	-	
Horsepower	3@	
Motor Rpm	-	
Phase	1	
Rated Voltage	208	
Rated Amperage	3.5	
Service Factor	-	

Test Data		
	Design	**Actual**
SF CFM	1400	
SF RPM	-	
RA CFM	-	
OA CFM	-	
RL Voltage	208	
RL Amperage	3.5	
VFD Max SetPt	-	
SF Motor Freq(HZ)	-	
SF System SetPt	-	
RA Damper Position	-	
OA Damper Position	-	
Brake Horse Power	-	

Performance Data		
	Design	**Actual**
MA Plenum SP	-	
Fan Suction SP	-	
Fan Discharge SP	-	
Total ESP	0.2	
Fan Total SP	-	
Pre-Filter P.D.	-	
Final Filters P.D.	-	
Cooling Coil P.D.	-	
PreHeat Coil P.D	-	
Heating Coil P.D.	-	
Hot Gas Reheat P.D.	-	

National TAB

Project:7 West 7th Street Apartments (Cincinnati, OH)

AHU/RTU

Diffuser Supply (GRD)

B2/107 FIRE COMMAND

Asset							
Asset Name	**Location**	**Type**	**Size**	**DESIGN CFM**	**CFM(1)**	**FINAL CFM**	**% to design**
B2-SGRD1	107 FIRE COMMAND	D	10X6	100			-
B2-SGRD2	106D AMAZON PKG	D	12X6	150			-
B2-SGRD3	106A CORR VEST	G		175			-
B2-SGRD4	106C MAIL ROOM	D		175			-
B2-SGRD5	100A ENTRY VEST	G		175			-
B2-SGRD6	100 LOBBY CORR	G		250			-
B2-SGRD7	100 LOBBY CORR	G		250			-
B2-SGRD8	101 MEETING RM	G		125			-
Total				1400	0	0	0%

National TAB

Project: 7 West 7th Street Apartments (Cincinnati, OH)

System/Unit: AHU/RTU

Asset: B3 AREA:105C STORAGE

Unit Data		
	Design	**Actual**
MFG	NA	MITSUBISHI
Serial Num	-	12N02175
Model Num	NA	PVFY-P36NAMU-E1
Type	-	SPLIT
Configuration	HORIZONTAL	VERTICAL
Num PreFilter 1	-	1
PreFilter Size 1	-	20”x20”x1”

Motor Data		
	Design	**Actual**
Horsepower	-	244W
Phase	1	1
Rated Voltage	208	208
Rated Amperage	-	3.3

Test Data		
	Design	**Actual**
SF CFM	725	1218
RA CFM	-	1218
OA CFM	-	0
RL Voltage	-	205
RL Amperage	-	1.5
SF System SetPt	-	LOW
Brake Horse Power	-	0.15

Performance Data		
	Design	**Actual**
Fan Suction SP	-	-0.25"
Fan Discharge SP	-	0.28"
Total ESP	-	0.53"

Completed By: Gabe Merk on 04/21/2025

Notes:
fan speed low. unit is above design airflow and proportionally balanced high

Written By: Gabe Merk on 04/21/2025

National TAB

Project:7 West 7th Street Apartments (Cincinnati, OH)

AHU/RTU

Diffuser Supply (GRD)

B3/105C STORAGE

Asset							
Asset Name	**Location**	**Type**	**Size**	**DESIGN CFM**	**CFM(1)**	**FINAL CFM**	**% to design**
B3-SGRD1	105A PM OFFICE	D	10X6	125	45	161	128.8
B3-SGRD2	105B MEETING RM	D	10X6	125	182	191	152.8
B3-SGRD3	105 LEASING OFFICE	D	10X6	175	349	324	185.1
B3-SGRD4	104 OFFICE	D	10X6	100	225	163	163.0
B3-SGRD5	103 OFFICE	D	10X6	100	185	161	161.0
B3-SGRD6	102 OFFICE	D	10X6	100	262	218	218.0
Total				725	1248	1218	168%

Asset	Notes	Date	Written By
B3-SGRD1	Inline and face damper 100% open	04/21/2025	Gabe Merk
B3-SGRD3	diffuser above design. no face damper installed and inline damper inaccessible.	04/21/2025	Gabe Merk
B3-SGRD6	Inline damper inaccessible and no face damper installed unable to reduce airflow.	04/21/2025	Gabe Merk

National TAB

Project: Macy's 7 W 7th Street (Cincinnati, OH)
Address: 7 West 7th Street, Cincinnati, OH 45202

Asset: SGRDs

Asset	Area Served	Type	Size	DESIGN CFM	FINAL CFM	% to design
OA-801	801	A	8	30	31	1.03
OA-802	802	A	8	30	32	1.07
OA-803	803	A	8	30	29	0.97
OA-804	804	A	8	30	27	0.90
OA-805	805	A	8	30	33	1.10
OA-806	806	A	8	30	30	1.00
OA-807	807	A	8	45	47	1.04
OA-808	808	A	8	45	46	1.02
OA-809	809	A	8	30	29	0.97
OA-810	810	A	8	30	29	0.97
OA-811	811	A	8	30	29	0.97
OA-812	812	A	8	30	32	1.07
OA-813	813	A	8	45	48	1.07
OA-814	814	A	8	45	46	1.02
OA-815	815	A	8	45	41	0.91
OA-816	816	A	8	30	28	0.93
OA-817	817	A	8	30	27	0.90
OA-818	818	A	8	30	32	1.07
OA-819	819	A	8	45	49	1.09
OA-820	820	A	8	30	31	1.03
OA-825	GYM	A	12	400	422	1.06
OA-800B-1	CORR1	A	12	300	276	0.92
OA-800B-2	CORR2	A	12	300	271	0.90
FLOOR TOTAL				**1690**	**1665**	**0.99**

National TAB

Project: Macy's 7 W 7th Street (Cincinnati, OH)

Address: 7 West 7th Street, Cincinnati, OH 45202

Asset: EGRDs

Asset	Area Served	Type	Size	DESIGN CFM	FINAL CFM	% to design
EA-801	801	B	8	45	44	0.98
EA-802	802	B	8	45	42	0.93
EA-803	803	B	8	45	41	0.91
EA-804	804	B	8	45	41	0.91
EA-805	805	B	8	45	42	0.93
EA-806	806	B	8	45	44	0.98
EA-807A	807	B	8	45	43	0.96
EA-807B	807	B	8	45	42	0.93
EA-808A	808	B	8	45	41	0.91
EA-808B	808	B	8	45	48	1.07
EA-809	809	B	8	45	42	0.93
EA-810	810	B	8	45	41	0.91
EA-811	811	B	8	45	45	1.00
EA-812	812	B	8	45	41	0.91
EA-813A	813	B	8	45	42	0.93
EA-813B	813	B	8	45	43	0.96
EA-814A	814	B	8	45	41	0.91
EA-814B	814	B	8	45	42	0.93
EA-815A	815	B	8	45	43	0.96
EA-815B	815	B	8	45	41	0.91
EA-816	816	B	8	45	42	0.93
EA-817	817	B	8	45	43	0.96
EA-818	818	B	8	45	44	0.98
EA-819A	819	B	8	45	41	0.91
EA-819B	819	B	8	45	41	0.91
EA-820	820	B	8	45	42	0.93
EA-822	822	B	8	70	65	0.93
EA-823	823	B	8	70	66	0.94
EA-824	824	B	8	40	42	1.05
EA-827	827	B	8	40	44	1.10
FLOOR TOTAL				**1170**	**1102**	**0.94**

National TAB

Project: Macy's 7 W 7th Street (Cincinnati, OH)

Address: 7 West 7th Street, Cincinnati, OH 45202

Asset: SGRDs

Asset	Area Served	Type	Size	DESIGN CFM	FINAL CFM	% to design
OA-901	901	A	8	30	32	1.07
OA-902	902	A	8	30	33	1.10
OA-903	903	A	8	30	31	1.03
OA-904	904	A	8	30	30	1.00
OA-905	905	A	8	30	32	1.07
OA-906	906	A	8	30	33	1.10
OA-907	907	A	8	45	41	0.91
OA-908	908	A	8	30	29	0.97
OA-909	909	A	8	30	28	0.93
OA-910	910	A	8	30	28	0.93
OA-911	911	A	8	30	27	0.90
OA-912	912	A	8	45	42	0.93
OA-913	912	A	8	30	32	1.07
OA-914	914	A	8	30	31	1.03
OA-915	915	A	8	30	30	1.00
OA-916	916	A	8	45	42	0.93
OA-917	917	A	8	45	44	0.98
OA-918	918	A	8	30	32	1.07
OA-919	919	A	8	30	31	1.03
OA-920	920	A	8	30	31	1.03
OA-921	920	A	8	45	46	1.02
OA-922	922	A	8	30	31	1.03
OA-923	921	A	8	30	32	1.07
OA-924	924	A	8	30	30	1.00
OA-925	925	A	8	45	46	1.02
OA-926	926	A	8	30	30	1.00
OA-900B-1	CORR 1	A	12	300	323	1.08
OA-900B-2	CORR2	A	12	300	329	1.10
FLOOR TOTAL				**1470**	**1526**	**1.04**

National TAB

Project: Macy's 7 W 7th Street (Cincinnati, OH)

Address: 7 West 7th Street, Cincinnati, OH 45202

Asset: EGRDs

Asset	Area Served	Type	Size	DESIGN CFM	FINAL CFM	% to design
EA-901	901	B	8	45	44	0.98
EA-902	902	B	8	45	41	0.91
EA-903	903	B	8	45	42	0.93
EA-904	904	B	8	45	41	0.91
EA-905	905	B	8	45	42	0.93
EA-906	906	B	8	45	42	0.93
EA-907A	907	B	8	45	44	0.98
EA-907B	907	B	8	45	43	0.96
EA-908	908	B	8	45	48	1.07
EA-909	909	B	8	45	49	1.09
EA-910	910	B	8	45	45	1.00
EA-911	911	B	8	45	41	0.91
EA-912A	912	B	8	45	42	0.93
EA-912B	912	B	8	45	46	1.02
EA-913	913	B	8	45	44	0.98
EA-914	914	B	8	45	41	0.91
EA-915	915	B	8	45	42	0.93
EA-916A	916	B	8	45	41	0.91
EA-916B	916	B	8	45	48	1.07
EA-917A	917	B	8	45	47	1.04
EA-917B	917	B	8	45	42	0.93
EA-918	918	B	8	45	43	0.96
EA-919	919	B	8	45	46	1.02
EA-920	920	B	8	45	41	0.91
EA-921A	921	B	8	45	48	1.07
EA-921B	921	B	8	45	42	0.93
EA-922	922	B	8	45	41	0.91
EA-923	923	B	8	45	44	0.98
EA-924	924	B	8	45	42	0.93
EA-925A	925	B	8	45	41	0.91
EA-925B	925	B	8	45	42	0.93
EA-926	926	B	8	45	48	1.07
EA-930	930	B	8	40	42	1.05
FLOOR TOTAL				**1480**	**1435**	**0.97**

National TAB

Project: Macy's 7 W 7th Street (Cincinnati, OH)

Address: 7 West 7th Street, Cincinnati, OH 45202

Asset: SGRDs

Asset	Area Served	Type	Size	DESIGN CFM	FINAL CFM	% to design
OA-1001	1001	A	8	30	27	0.90
OA-1002	1002	A	8	30	32	1.07
OA-1003	1003	A	8	30	28	0.93
OA-1004	1004	A	8	30	29	0.97
OA-1005	1005	A	8	30	31	1.03
OA-1006	1006	A	8	30	33	1.10
OA-1007	1007	A	8	45	41	0.91
OA-1008	1008	A	8	30	32	1.07
OA-1009	1009	A	8	30	30	1.00
OA-1010	1010	A	8	30	29	0.97
OA-1011	1011	A	8	30	28	0.93
OA-1012	1012	A	8	45	44	0.98
OA-1013	1013	A	8	30	27	0.90
OA-1014	1014	A	8	30	33	1.10
OA-1015	1015	A	8	30	33	1.10
OA-1016	1016	A	8	45	47	1.04
OA-1017	1017	A	8	45	46	1.02
OA-1018	1018	A	8	30	31	1.03
OA-1019	1019	A	8	30	32	1.07
OA-1020	1020	A	8	30	33	1.10
OA-1021	1021	A	8	45	41	0.91
OA-1022	1022	A	8	30	31	1.03
OA-1023	1023	A	8	30	29	0.97
OA-1024	1024	A	8	30	30	1.00
OA-1025	1025	A	8	45	41	0.91
OA-1026	1026	A	8	30	32	1.07
OA-1000B-1	CORRIDOR	A	12	300	303	1.01
OA-1000B-2	CORRIDOR	A	12	300	328	1.09
FLOOR TOTAL				**1470**	**1501**	**1.02**

National TAB

Project: Macy's 7 W 7th Street (Cincinnati, OH)

Address: 7 West 7th Street, Cincinnati, OH 45202

Asset: EGRDs

Asset	Area Served	Type	Size	DESIGN CFM	FINAL CFM	% to design
EA-1001	1001	B	8	45	48	1.07
EA-1002	1002	B	8	45	42	0.93
EA-1003	1003	B	8	45	44	0.98
EA-1004	1004	B	8	45	44	0.98
EA-1005	1005	B	8	45	42	0.93
EA-1006	1006	B	8	45	41	0.91
EA-1007A	1007	B	8	45	43	0.96
EA-1007B	1007	B	8	45	41	0.91
EA-1008	1008	B	8	45	44	0.98
EA-1009	1009	B	8	45	42	0.93
EA-1010	1010	B	8	45	43	0.96
EA-1011	1011	B	8	45	43	0.96
EA-1012A	1012	B	8	45	42	0.93
EA-1012B	1012	B	8	45	41	0.91
EA-1013	1013	B	8	45	48	1.07
EA-1014	1014	B	8	45	42	0.93
EA-1015	1015	B	8	45	41	0.91
EA-1016A	1016	B	8	45	43	0.96
EA-1016B	1016	B	8	45	44	0.98
EA-1017A	1017	B	8	45	45	1.00
EA-1017B	1017	B	8	45	47	1.04
EA-1018	1018	B	8	45	46	1.02
EA-1019	1019	B	8	45	42	0.93
EA-1020	1020	B	8	45	41	0.91
EA-1021A	1021	B	8	45	42	0.93
EA-1021B	1021	B	8	45	43	0.96
EA-1022	1022	B	8	45	44	0.98
EA-1023	1023	B	8	45	43	0.96
EA-1024	1024	B	8	45	44	0.98
EA-1025A	1025	B	8	45	42	0.93
EA-1025B	1025	B	8	45	46	1.02
EA-1026	1026	B	8	45	44	0.98
EA-1030	1030	B	8	40	41	1.03
FLOOR TOTAL				**1480**	**1428**	**0.96**

National TAB

Project: Macy's 7 W 7th Street (Cincinnati, OH)

Address: 7 West 7th Street, Cincinnati, OH 45202

Asset: SGRDs

Asset	Area Served	Type	Size	DESIGN CFM	FINAL CFM	% to design
OA-1101	1101	A	8	30	32	1.07
OA-1102	1102	A	8	30	32	1.07
OA-1103	1103	A	8	30	30	1.00
OA-1104	1104	A	8	30	32	1.07
OA-1105	1105	A	8	30	32	1.07
OA-1106	1106	A	8	30	30	1.00
OA-1107	1107	A	8	45	46	1.02
OA-1108	1108	A	8	30	32	1.07
OA-1109	1109	A	8	30	33	1.10
OA-1110	1110	A	8	30	31	1.03
OA-1111	1111	A	8	30	31	1.03
OA-1112	1112	A	8	45	47	1.04
OA-1113	1113	A	8	30	32	1.07
OA-1114	1114	A	8	30	32	1.07
OA-1115	1115	A	8	30	29	0.97
OA-1116	1116	A	8	45	42	0.93
OA-1117	1117	A	8	45	47	1.04
OA-1118	1118	A	8	30	32	1.07
OA-1119	1119	A	8	30	32	1.07
OA-1120	1120	A	8	30	35	1.17
OA-1121	1121	A	8	45	49	1.09
OA-1122	1122	A	8	30	31	1.03
OA-1123	1123	A	8	30	32	1.07
OA-1124	1124	A	8	30	28	0.93
OA-1125	1125	A	8	45	44	0.98
OA-1126	1126	A	8	30	29	0.97
OA-1100B-1	CORRIDOR	A	12	300	276	0.92
OA-1100B-2	CORRIDOR	A	12	300	284	0.95
FLOOR TOTAL				**1470**	**1462**	**0.99**

National TAB

Project: Macy's 7 W 7th Street (Cincinnati, OH)

Address: 7 West 7th Street, Cincinnati, OH 45202

Asset: EGRDs

Asset	Area Served	Type	Size	DESIGN CFM	FINAL CFM	% to design
EA-1101	901	B	8	45	41	0.91
EA-1102	902	B	8	45	42	0.93
EA-1103	903	B	8	45	45	1.00
EA-1104	904	B	8	45	47	1.04
EA-1105	905	B	8	45	41	0.91
EA-1106	906	B	8	45	46	1.02
EA-1107A	907	B	8	45	45	1.00
EA-1107B	907	B	8	45	42	0.93
EA-1108	908	B	8	45	44	0.98
EA-1109	909	B	8	45	41	0.91
EA-1110	910	B	8	45	42	0.93
EA-1111	911	B	8	45	48	1.07
EA-1112A	912	B	8	45	45	1.00
EA-1112B	912	B	8	45	45	1.00
EA-1113	913	B	8	45	48	1.07
EA-1114	914	B	8	45	48	1.07
EA-1115	915	B	8	45	47	1.04
EA-1116A	916	B	8	45	46	1.02
EA-1116B	916	B	8	45	42	0.93
EA-1117A	917	B	8	45	41	0.91
EA-1117B	917	B	8	45	42	0.93
EA-1118	918	B	8	45	46	1.02
EA-1119	919	B	8	45	42	0.93
EA-1120	920	B	8	45	48	1.07
EA-1121A	921	B	8	45	46	1.02
EA-1121B	921	B	8	45	49	1.09
EA-1122	922	B	8	45	45	1.00
EA-1123	923	B	8	45	41	0.91
EA-1124	924	B	8	45	45	1.00
EA-1125A	925	B	8	45	42	0.93
EA-1125B	925	B	8	45	46	1.02
EA-1126	926	B	8	45	43	0.96
EA-1130	930	B	8	40	42	1.05
FLOOR TOTAL				**1480**	**1463**	**0.99**

National TAB

Project: Macy's 7 W 7th Street (Cincinnati, OH)

Address: 7 West 7th Street, Cincinnati, OH 45202

Asset: SGRDs

Asset	Area Served	Type	Size	DESIGN CFM	FINAL CFM	% to design
OA-1201	1201	A	8	30	31	1.03
OA-1202	1202	A	8	30	32	1.07
OA-1203	1203	A	8	30	31	1.03
OA-1204	1204	A	8	30	30	1.00
OA-1205	1205	A	8	30	31	1.03
OA-1206	1206	A	8	30	32	1.07
OA-1207	1207	A	8	45	47	1.04
OA-1208	1208	A	8	30	31	1.03
OA-1209	1209	A	8	30	28	0.93
OA-1210	1210	A	8	30	31	1.03
OA-1211	1211	A	8	30	32	1.07
OA-1212	1212	A	8	45	44	0.98
OA-1213	1213	A	8	30	33	1.10
OA-1214	1214	A	8	30	31	1.03
OA-1215	1215	A	8	30	32	1.07
OA-1216	1216	A	8	45	45	1.00
OA-1217	1217	A	8	45	43	0.96
OA-1218	1218	A	8	30	28	0.93
OA-1219	1219	A	8	30	31	1.03
OA-1220	1220	A	8	30	30	1.00
OA-1221	1221	A	8	45	42	0.93
OA-1222	1222	A	8	30	31	1.03
OA-1223	1223	A	8	30	33	1.10
OA-1224	1224	A	8	30	31	1.03
OA-1225	1225	A	8	45	45	1.00
OA-1226	1226	A	8	30	29	0.97
OA-1200B-1	CORRIDOR	A	12	300	278	0.93
OA-1200B-2	CORRIDOR	A	12	300	277	0.92
FLOOR TOTAL				**1470**	**1439**	**0.98**

National TAB

Project: Macy's 7 W 7th Street (Cincinnati, OH)

Address: 7 West 7th Street, Cincinnati, OH 45202

Asset: EGRDs

Asset	Area Served	Type	Size	DESIGN CFM	FINAL CFM	% to design
EA-1201	1201	B	8	45	42	0.93
EA-1202	1202	B	8	45	44	0.98
EA-1203	1203	B	8	45	41	0.91
EA-1204	1204	B	8	45	43	0.96
EA-1205	1205	B	8	45	42	0.93
EA-1206	1206	B	8	45	44	0.98
EA-1207A	1207	B	8	45	42	0.93
EA-1207B	1207	B	8	45	41	0.91
EA-1208	1208	B	8	45	42	0.93
EA-1209	1209	B	8	45	43	0.96
EA-1210	1210	B	8	45	44	0.98
EA-1211	1211	B	8	45	48	1.07
EA-1212A	1212	B	8	45	42	0.93
EA-1212B	1212	B	8	45	44	0.98
EA-1213	1213	B	8	45	41	0.91
EA-1214	1214	B	8	45	42	0.93
EA-1215	1215	B	8	45	48	1.07
EA-1216A	1216	B	8	45	42	0.93
EA-1216B	1216	B	8	45	43	0.96
EA-1217A	1217	B	8	45	41	0.91
EA-1217B	1217	B	8	45	44	0.98
EA-1218	1218	B	8	45	48	1.07
EA-1219	1219	B	8	45	47	1.04
EA-1220	1220	B	8	45	45	1.00
EA-1221A	1221	B	8	45	46	1.02
EA-1221B	1221	B	8	45	42	0.93
EA-1222	1222	B	8	45	41	0.91
EA-1223	1223	B	8	45	46	1.02
EA-1224	1224	B	8	45	41	0.91
EA-1225A	1225	B	8	45	43	0.96
EA-1225B	1225	B	8	45	42	0.93
EA-1226	1226	B	8	45	42	0.93
EA-1230	1230	B	8	40	42	1.05
FLOOR TOTAL				**1480**	**1428**	**0.96**

National TAB

Project: Macy's 7 W 7th Street (Cincinnati, OH)

Address: 7 West 7th Street, Cincinnati, OH 45202

Asset: SGRDs

Asset	Area Served	Type	Size	DESIGN CFM	FINAL CFM	% to design
OA-1301	1301	A	8	45	42	0.93
OA-1302	1302	A	8	45	44	0.98
OA-1303	1303	A	8	30	31	1.03
OA-1304	1304	A	8	30	32	1.07
OA-1305	1305	A	8	30	30	1.00
OA-1306	1306	A	8	30	29	0.97
OA-1307	1307	A	8	45	43	0.96
OA-1308	1308	A	8	30	32	1.07
OA-1309	1309	A	8	30	31	1.03
OA-1310	1310	A	8	30	30	1.00
OA-1311	1311	A	8	30	28	0.93
OA-1312	1312	A	8	45	44	0.98
OA-1313	1313	A	8	30	29	0.97
OA-1314	1314	A	8	30	29	0.97
OA-1315	1315	A	8	30	31	1.03
OA-1316	1316	A	8	45	42	0.93
OA-1317	1317	A	8	45	44	0.98
OA-1318	1318	A	8	30	31	1.03
OA-1319	1319	A	8	30	32	1.07
OA-1320	1320	A	8	30	33	1.10
OA-1321	1321	A	8	45	44	0.98
OA-1322	1322	A	8	30	32	1.07
OA-1323	1323	A	8	30	32	1.07
OA-1324	1324	A	8	30	32	1.07
OA-1325	1325	A	8	45	46	1.02
OA-1300B-1	CORRIDOR	A	12	300	312	1.04
OA-1300B-2	CORRIDOR	A	12	300	306	1.02
FLOOR TOTAL				**1470**	**1491**	**1.01**

National TAB

Project: Macy's 7 W 7th Street (Cincinnati, OH)

Address: 7 West 7th Street, Cincinnati, OH 45202

Asset: EGRDs

Asset	Area Served	Type	Size	DESIGN CFM	FINAL CFM	% to design
EA-1301A	1301	B	8	45	42	0.93
EA-1301B	1301	B	8	45	41	0.91
EA-1302A	1302	B	8	45	42	0.93
EA-1302B	1302	B	8	45	43	0.96
EA-1303	1303	B	8	45	46	1.02
EA-1304	1304	B	8	45	48	1.07
EA-1305	1305	B	8	45	42	0.93
EA-1306	1306	B	8	45	41	0.91
EA-1307A	1307	B	8	45	45	1.00
EA-1307B	1307	B	8	45	46	1.02
EA-1308	1308	B	8	45	43	0.96
EA-1309	1309	B	8	45	41	0.91
EA-1310	1310	B	8	45	47	1.04
EA-1311	1311	B	8	45	47	1.04
EA-1312A	1312	B	8	45	45	1.00
EA-1312B	1312	B	8	45	47	1.04
EA-1313	1313	B	8	45	41	0.91
EA-1314	1314	B	8	45	42	0.93
EA-1315	1315	B	8	45	43	0.96
EA-1316A	1316	B	8	45	44	0.98
EA-1316B	1316	B	8	45	48	1.07
EA-1317A	1317	B	8	45	45	1.00
EA-1317B	1317	B	8	45	44	0.98
EA-1318	1318	B	8	45	41	0.91
EA-1319	1319	B	8	45	42	0.93
EA-1320	1320	B	8	45	41	0.91
EA-1321A	1321	B	8	45	42	0.93
EA-1321B	1321	B	8	45	43	0.96
EA-1322	1322	B	8	45	45	1.00
EA-1323	1323	B	8	45	44	0.98
EA-1324	1324	B	8	45	44	0.98
EA-1325A	1325	B	8	45	41	0.91
EA-1325B	1325	B	8	45	43	0.96
EA-1329	1329	A	8	40	42	1.05
FLOOR TOTAL				**1525**	**1481**	**0.97**

National TAB

Project: Macy's 7 W 7th Street (Cincinnati, OH)

Address: 7 West 7th Street, Cincinnati, OH 45202

Asset: SGRDs

Asset	Area Served	Type	Size	DESIGN CFM	FINAL CFM	% to design
OA-1301	1301	A	8	45	42	0.93
OA-1302	1302	A	8	45	41	0.91
OA-1303	1303	A	8	30	28	0.93
OA-1304	1304	A	8	30	27	0.90
OA-1305	1305	A	8	30	30	1.00
OA-1306	1306	A	8	30	29	0.97
OA-1307	1307	A	8	45	48	1.07
OA-1308	1308	A	8	30	32	1.07
OA-1309	1309	A	8	30	31	1.03
OA-1310	1310	A	8	30	29	0.97
OA-1311	1311	A	8	30	31	1.03
OA-1312	1312	A	8	45	49	1.09
OA-1313	1313	A	8	30	32	1.07
OA-1314	1314	A	8	30	311	10.37
OA-1315	1315	A	8	30	29	0.97
OA-1316	1316	A	8	45	47	1.04
OA-1317	1317	A	8	45	41	0.91
OA-1318	1318	A	8	30	33	1.10
OA-1319	1319	A	8	30	29	0.97
OA-1320	1320	A	8	30	28	0.93
OA-1321	1321	A	8	45	46	1.02
OA-1322	1322	A	8	30	33	1.10
OA-1323	1323	A	8	30	28	0.93
OA-1324	1324	A	8	30	31	1.03
OA-1325	1325	A	8	45	44	0.98
OA-1300B-1	CORRIDOR	A	12	300	277	0.92
OA-1300B-2	CORRIDOR	A	12	300	271	0.90
FLOOR TOTAL				**1470**	**1697**	**1.15**

National TAB

Project: Macy's 7 W 7th Street (Cincinnati, OH)

Address: 7 West 7th Street, Cincinnati, OH 45202

Asset: EGRDs

Asset	Area Served	Type	Size	DESIGN CFM	FINAL CFM	% to design
EA-1401A	1401	B	8	45	49	1.09
EA-1401B	1401	B	8	45	44	0.98
EA-1402A	1402	B	8	45	42	0.93
EA-1402B	1402	B	8	45	45	1.00
EA-1403	1403	B	8	45	46	1.02
EA-1404	1404	B	8	45	41	0.91
EA-1405	1405	B	8	45	42	0.93
EA-1406	1406	B	8	45	41	0.91
EA-1407A	1407	B	8	45	43	0.96
EA-1307B	1407	B	8	45	44	0.98
EA-1408	1408	B	8	45	47	1.04
EA-1409	1409	B	8	45	48	1.07
EA-1410	1410	B	8	45	41	0.91
EA-1411	1411	B	8	45	45	1.00
EA-1412A	1412	B	8	45	45	1.00
EA-1412B	1412	B	8	45	42	0.93
EA-1413	1413	B	8	45	41	0.91
EA-1414	1414	B	8	45	41	0.91
EA-1415	1415	B	8	45	45	1.00
EA-1416A	1416	B	8	45	48	1.07
EA-1416B	1416	B	8	45	43	0.96
EA-1417A	1417	B	8	45	41	0.91
EA-1417B	1417	B	8	45	48	1.07
EA-1418	1418	B	8	45	42	0.93
EA-1419	1419	B	8	45	41	0.91
EA-1420	1420	B	8	45	46	1.02
EA-1421A	1421	B	8	45	48	1.07
EA-1421B	1421	B	8	45	41	0.91
EA-1422	1422	B	8	45	49	1.09
EA-1423	1423	B	8	45	42	0.93
EA-1424	1424	B	8	45	41	0.91
EA-1425A	1425	B	8	45	43	0.96
EA-1425B	1425	B	8	45	44	0.98
EA-1429	1429	A	8	40	40	1.00
FLOOR TOTAL				**1525**	**1489**	**0.98**

National TAB

Project: Macy's 7 W 7th Street (Cincinnati, OH)

Address: 7 West 7th Street, Cincinnati, OH 45202

Asset: SGRDs

Asset	Area Served	Type	Size	DESIGN CFM	FINAL CFM	% to design
OA-1501	1501	A	8	45	43	0.96
OA-1502	1502	A	8	45	48	1.07
OA-1503	1503	A	8	30	30	1.00
OA-1504	1504	A	8	30	29	0.97
OA-1505	1505	A	8	30	29	0.97
OA-1506	1506	A	8	30	33	1.10
OA-1507	1507	A	8	45	44	0.98
OA-1508	1508	A	8	30	31	1.03
OA-1509	1509	A	8	30	30	1.00
OA-1510	1510	A	8	30	33	1.10
OA-1511	1511	A	8	30	31	1.03
OA-1512	1512	A	8	45	49	1.09
OA-1513	1513	A	8	30	32	1.07
OA-1514	1514	A	8	30	30	1.00
OA-1515	1515	A	8	30	32	1.07
OA-1516	1516	A	8	45	42	0.93
OA-1517	1517	A	8	45	42	0.93
OA-1518	1518	A	8	30	29	0.97
OA-1519	1519	A	8	30	33	1.10
OA-1520	1520	A	8	30	27	0.90
OA-1521	1521	A	8	45	49	1.09
OA-1522	1522	A	8	30	32	1.07
OA-1523	1523	A	8	30	28	0.93
OA-1524	1524	A	8	30	30	1.00
OA-1525	1525	A	8	45	43	0.96
OA-1500B-1	CORRIDOR	A	12	300	295	0.98
OA-1500B-2	CORRIDOR	A	12	300	270	0.90
FLOOR TOTAL				**1470**	**1444**	**0.98**

National TAB

Project: Macy's 7 W 7th Street (Cincinnati, OH)

Address: 7 West 7th Street, Cincinnati, OH 45202

Asset: EGRDs

Asset	Area Served	Type	Size	DESIGN CFM	FINAL CFM	% to design
EA-1501A	1501	B	8	45	44	0.98
EA-1501B	1501	B	8	45	42	0.93
EA-1502A	1502	B	8	45	44	0.98
EA-1502B	1502	B	8	45	41	0.91
EA-1503	1503	B	8	45	45	1.00
EA-1504	1504	B	8	45	46	1.02
EA-1505	1505	B	8	45	42	0.93
EA-1506	1506	B	8	45	44	0.98
EA-1507A	1507	B	8	45	41	0.91
EA-1507B	1507	B	8	45	43	0.96
EA-1508	1508	B	8	45	42	0.93
EA-1509	1509	B	8	45	41	0.91
EA-1510	1510	B	8	45	45	1.00
EA-1511	1511	B	8	45	45	1.00
EA-1512A	1512	B	8	45	45	1.00
EA-1512B	1512	B	8	45	47	1.04
EA-1513	1513	B	8	45	42	0.93
EA-1514	1514	B	8	45	42	0.93
EA-1515	1515	B	8	45	46	1.02
EA-1516A	1516	B	8	45	48	1.07
EA-1516B	1516	B	8	45	41	0.91
EA-1517A	1517	B	8	45	49	1.09
EA-1517B	1517	B	8	45	45	1.00
EA-1518	1518	B	8	45	43	0.96
EA-1519	1519	B	8	45	43	0.96
EA-1520	1520	B	8	45	42	0.93
EA-1521A	1521	B	8	45	41	0.91
EA-1521B	1521	B	8	45	43	0.96
EA-1522	1522	B	8	45	44	0.98
EA-1523	1523	B	8	45	44	0.98
EA-1524	1524	B	8	45	41	0.91
EA-1525A	1525	B	8	45	42	0.93
EA-1525B	1525	B	8	45	48	1.07
EA-1529	1529	A	8	40	41	1.03
FLOOR TOTAL				**1525**	**1482**	**0.97**

National TAB

Project: Macy's 7 W 7th Street (Cincinnati, OH)

Address: 7 West 7th Street, Cincinnati, OH 45202

Asset: SGRDs

Asset	Area Served	Type	Size	DESIGN CFM	FINAL CFM	% to design
OA-1601	1601	A	8	45	48	1.07
OA-1602	1602	A	8	45	42	0.93
OA-1603	1603	A	8	30	30	1.00
OA-1604	1604	A	8	30	29	0.97
OA-1605	1605	A	8	30	27	0.90
OA-1606	1606	A	8	30	28	0.93
OA-1607	1607	A	8	45	43	0.96
OA-1608	1608	A	8	30	33	1.10
OA-1609	1609	A	8	30	31	1.03
OA-1610	1610	A	8	30	27	0.90
OA-1611	1611	A	8	30	34	1.13
OA-1612	1612	A	8	45	49	1.09
OA-1613	1613	A	8	30	32	1.07
OA-1614	1614	A	8	30	33	1.10
OA-1615	1615	A	8	30	28	0.93
OA-1616	1616	A	8	45	41	0.91
OA-1617	1617	A	8	45	42	0.93
OA-1618	1618	A	8	30	32	1.07
OA-1619	1819	A	8	30	34	1.13
OA-1620	1620	A	8	30	29	0.97
OA-1621	1621	A	8	45	44	0.98
OA-1622	1622	A	8	30	28	0.93
OA-1623	1623	A	8	30	32	1.07
OA-1624	1624	A	8	30	32	1.07
OA-1625	1625	A	8	45	46	1.02
OA-1600B-1	CORRIDOR	A	12	300	279	0.93
OA-1600B-2	CORRIDOR	A	12	300	309	1.03
FLOOR TOTAL				**1470**	**1462**	**0.99**

National TAB

Project: Macy's 7 W 7th Street (Cincinnati, OH)

Address: 7 West 7th Street, Cincinnati, OH 45202

Asset: EGRDs

Asset	Area Served	Type	Size	DESIGN CFM	FINAL CFM	% to design
EA-1601A	1601	B	8	45	42	0.93
EA-1601B	1601	B	8	45	45	1.00
EA-1602A	1602	B	8	45	42	0.93
EA-1602B	1602	B	8	45	46	1.02
EA-1603	1603	B	8	45	43	0.96
EA-1604	1604	B	8	45	44	0.98
EA-1605	1605	B	8	45	41	0.91
EA-1606	1606	B	8	45	42	0.93
EA-1607A	1607	B	8	45	43	0.96
EA-1607B	1607	B	8	45	41	0.91
EA-1608	1608	B	8	45	48	1.07
EA-1609	1609	B	8	45	42	0.93
EA-1610	1610	B	8	45	46	1.02
EA-1611	1611	B	8	45	41	0.91
EA-1612A	1612	B	8	45	48	1.07
EA-1612B	1612	B	8	45	42	0.93
EA-1613	1613	B	8	45	41	0.91
EA-1614	1614	B	8	45	42	0.93
EA-1615	1615	B	8	45	47	1.04
EA-1616A	1616	B	8	45	45	1.00
EA-1616B	1616	B	8	45	45	1.00
EA-1617A	1617	B	8	45	43	0.96
EA-1617B	1617	B	8	45	41	0.91
EA-1618	1618	B	8	45	46	1.02
EA-1619	1619	B	8	45	46	1.02
EA-1620	1620	B	8	45	43	0.96
EA-1621A	1621	B	8	45	41	0.91
EA-1621B	1621	B	8	45	42	0.93
EA-1622	1622	B	8	45	48	1.07
EA-1623	1623	B	8	45	42	0.93
EA-1624	1624	B	8	45	44	0.98
EA-1625A	1625	B	8	45	48	1.07
EA-1625B	1625	B	8	45	45	1.00
EA-1629	1629	A	8	40	43	1.08
FLOOR TOTAL				**1525**	**1488**	**0.98**

National TAB

Project: Macy's 7 W 7th Street (Cincinnati, OH)

Address: 7 West 7th Street, Cincinnati, OH 45202

Asset: SGRDs

Asset	Area Served	Type	Size	DESIGN CFM	FINAL CFM	% to design
OA-1701	1701	A	8	45	48	1.07
OA-1702	1702	A	8	45	42	0.93
OA-1703	1703	A	8	30	31	1.03
OA-1704	1704	A	8	30	32	1.07
OA-1705	1705	A	8	30	28	0.93
OA-1706	1706	A	8	30	30	1.00
OA-1707	1707	A	8	45	46	1.02
OA-1708	1708	A	8	30	27	0.90
OA-1709	1709	A	8	30	32	1.07
OA-1710	1710	A	8	30	33	1.10
OA-1711	1711	A	8	30	29	0.97
OA-1712	1712	A	8	45	41	0.91
OA-1713	1713	A	8	30	29	0.97
OA-1714	1714	A	8	30	33	1.10
OA-1715	1715	A	8	30	30	1.00
OA-1716	1716	A	8	45	41	0.91
OA-1717	1717	A	8	45	47	1.04
OA-1718	1718	A	8	30	32	1.07
OA-1719	1719	A	8	30	29	0.97
OA-1720	1720	A	8	30	31	1.03
OA-1721	1721	A	8	45	48	1.07
OA-1722	1722	A	8	30	33	1.10
OA-1723	1723	A	8	30	32	1.07
OA-1724	1724	A	8	30	27	0.90
OA-1725	1725	A	8	45	48	1.07
OA-1700B-1	CORRIDOR	A	12	300	310	1.03
OA-1700B-2	CORRIDOR	A	12	300	290	0.97
FLOOR TOTAL				**1470**	**1479**	**1.01**

National TAB

Project: Macy's 7 W 7th Street (Cincinnati, OH)

Address: 7 West 7th Street, Cincinnati, OH 45202

Asset: EGRDs

Asset	Area Served	Type	Size	DESIGN CFM	FINAL CFM	% to design
EA-1701A	1701	B	8	45	44	0.98
EA-1701B	1701	B	8	45	42	0.93
EA-1702A	1702	B	8	45	46	1.02
EA-1702B	1702	B	8	45	41	0.91
EA-1703	1703	B	8	45	45	1.00
EA-1704	1704	B	8	45	48	1.07
EA-1705	1705	B	8	45	42	0.93
EA-1706	1706	B	8	45	46	1.02
EA-1707A	1707	B	8	45	4	0.09
EA-1707B	1707	B	8	45	44	0.98
EA-1708	1708	B	8	45	44	0.98
EA-1709	1709	B	8	45	43	0.96
EA-1710	1710	B	8	45	41	0.91
EA-1711	1711	B	8	45	47	1.04
EA-1712A	1712	B	8	45	45	1.00
EA-1712B	1712	B	8	45	42	0.93
EA-1713	1713	B	8	45	47	1.04
EA-1714	1714	B	8	45	41	0.91
EA-1715	1715	B	8	45	48	1.07
EA-1716A	1716	B	8	45	49	1.09
EA-1716B	1716	B	8	45	45	1.00
EA-1717A	1717	B	8	45	49	1.09
EA-1717B	1717	B	8	45	41	0.91
EA-1718	1718	B	8	45	46	1.02
EA-1719	1719	B	8	45	43	0.96
EA-1720	1720	B	8	45	42	0.93
EA-1721A	1721	B	8	45	41	0.91
EA-1721B	1721	B	8	45	41	0.91
EA-1722	1722	B	8	45	45	1.00
EA-1723	1723	B	8	45	42	0.93
EA-1724	1724	B	8	45	44	0.98
EA-1725A	1725	B	8	45	48	1.07
EA-1725B	1725	B	8	45	41	0.91
EA-1729	1729	A	8	40	42	1.05
FLOOR TOTAL				**1525**	**1459**	**0.96**

National TAB

Project: Macy's 7 W 7th Street (Cincinnati, OH)

Address: 7 West 7th Street, Cincinnati, OH 45202

Asset: SGRDs

Asset	Area Served	Type	Size	DESIGN CFM	FINAL CFM	% to design
OA-1801	1801	A	8	45	43	0.96
OA-1802	1802	A	8	45	48	1.07
OA-1803	1803	A	8	30	30	1.00
OA-1804	1804	A	8	30	31	1.03
OA-1805	1805	A	8	30	29	0.97
OA-1806	1806	A	8	30	27	0.90
OA-1807	1807	A	8	45	49	1.09
OA-1808	1808	A	8	30	29	0.97
OA-1809	1809	A	8	30	28	0.93
OA-1810	1810	A	8	30	27	0.90
OA-1811	1811	A	8	30	32	1.07
OA-1812	1812	A	8	45	49	1.09
OA-1813	1813	A	8	30	33	1.10
OA-1814	1814	A	8	30	29	0.97
OA-1815	1815	A	8	30	29	0.97
OA-1816	1816	A	8	45	43	0.96
OA-1817	1817	A	8	45	44	0.98
OA-1818	1818	A	8	30	29	0.97
OA-1819	1819	A	8	30	28	0.93
OA-1820	1820	A	8	30	32	1.07
OA-1821	1821	A	8	45	47	1.04
OA-1822	1822	A	8	30	31	1.03
OA-1823	1823	A	8	30	32	1.07
OA-1824	1824	A	8	30	28	0.93
OA-1825	1825	A	8	45	46	1.02
OA-1800B-1	CORRIDOR	A	12	300	302	1.01
OA-1800B-2	CORRIDOR	A	12	300	320	1.07
FLOOR TOTAL				**1470**	**1495**	**1.02**

National TAB

Project: Macy's 7 W 7th Street (Cincinnati, OH)

Address: 7 West 7th Street, Cincinnati, OH 45202

Asset: EGRDs

Asset	Area Served	Type	Size	DESIGN CFM	FINAL CFM	% to design
EA-1801A	1801	B	8	45	42	0.93
EA-1801B	1801	B	8	45	44	0.98
EA-1802A	1802	B	8	45	41	0.91
EA-1802B	1802	B	8	45	48	1.07
EA-1803	1803	B	8	45	46	1.02
EA-1804	1804	B	8	45	41	0.91
EA-1805	1805	B	8	45	44	0.98
EA-1806	1806	B	8	45	42	0.93
EA-1807A	1807	B	8	45	48	1.07
EA-1807B	1807	B	8	45	41	0.91
EA-1808	1808	B	8	45	45	1.00
EA-1809	1809	B	8	45	48	1.07
EA-1810	1810	B	8	45	43	0.96
EA-1811	1811	B	8	45	47	1.04
EA-1812 A	1812	B	8	45	47	1.04
EA-1812 B	1812	B	8	45	43	0.96
EA-1813	1813	B	8	45	41	0.91
EA-1814	1814	B	8	45	48	1.07
EA-1815	1815	B	8	45	48	1.07
EA-1816A	1816	B	8	45	41	0.91
EA-1816B	1816	B	8	45	49	1.09
EA-1817A	1817	B	8	45	45	1.00
EA-1817B	1817	B	8	45	46	1.02
EA-1818	1818	B	8	45	47	1.04
EA-1819	1819	B	8	45	46	1.02
EA-1820	1820	B	8	45	46	1.02
EA-1821A	1821	B	8	45	42	0.93
EA-1821B	1821	B	8	45	47	1.04
EA-1822	1822	B	8	45	45	1.00
EA-1823	1823	B	8	45	41	0.91
EA-1824	1824	B	8	45	48	1.07
EA-1825A	1825	B	8	45	42	0.93
EA-1825B	1825	B	8	45	49	1.09
EA-1829	1829	A	8	40	43	1.08
FLOOR TOTAL				**1525**	**1524**	**1.00**

National TAB

Project: Macy's 7 W 7th Street (Cincinnati, OH)

Address: 7 West 7th Street, Cincinnati, OH 45202

Asset: SGRDs

Asset	Area Served	Type	Size	DESIGN CFM	FINAL CFM	% to design
OA-1901	1901	A	8	45	41	0.91
OA-1902	1902	A	8	45	42	0.93
OA-1903	1903	A	8	30	27	0.90
OA-1904	1904	A	8	30	28	0.93
OA-1905	1905	A	8	30	27	0.90
OA-1906	1906	A	8	30	29	0.97
OA-1907	1907	A	8	45	46	1.02
OA-1908	1908	A	8	30	28	0.93
OA-1909	1909	A	8	30	27	0.90
OA-1910	1910	A	8	30	32	1.07
OA-1911	1911	A	8	30	33	1.10
OA-1912	1912	A	8	45	49	1.09
OA-1913	1913	A	8	30	33	1.10
OA-1914	1914	A	8	30	32	1.07
OA-1915	1915	A	8	30	31	1.03
OA-1916	1916	A	8	45	47	1.04
OA-1917	1917	A	8	45	46	1.02
OA-1918	1918	A	8	30	31	1.03
OA-1919	1919	A	8	30	29	0.97
OA-1920	1920	A	8	30	28	0.93
OA-1921	1921	A	8	45	48	1.07
OA-1922	1922	A	8	30	33	1.10
OA-1923	1923	A	8	30	32	1.07
OA-1924	1924	A	8	30	30	1.00
OA-1925	1925	A	8	45	41	0.91
OA-1900B-1	CORRIDOR	A	12	300	298	0.99
OA-1900B-2	CORRIDOR	A	12	300	293	0.98
FLOOR TOTAL				**1470**	**1461**	**0.99**

National TAB

Project: Macy's 7 W 7th Street (Cincinnati, OH)

Address: 7 West 7th Street, Cincinnati, OH 45202

Asset: EGRDs

Asset	Area Served	Type	Size	DESIGN CFM	FINAL CFM	% to design
EA-1901A	1901	B	8	45	41	0.91
EA-1901B	1901	B	8	45	43	0.96
EA-1902A	1902	B	8	45	45	1.00
EA-1902B	1902	B	8	45	44	0.98
EA-1903	1903	B	8	45	41	0.91
EA-1904	1904	B	8	45	45	1.00
EA-1905	1905	B	8	45	42	0.93
EA-1906	1906	B	8	45	48	1.07
EA-1907A	1907	B	8	45	44	0.98
EA-1907B	1907	B	8	45	42	0.93
EA-1908	1908	B	8	45	41	0.91
EA-1909	1909	B	8	45	44	0.98
EA-1910	1910	B	8	45	48	1.07
EA-1911	1911	B	8	45	41	0.91
EA-1912A	1912	B	8	45	42	0.93
EA-1912B	1912	B	8	45	44	0.98
EA-1913	1913	B	8	45	48	1.07
EA-1914	1914	B	8	45	42	0.93
EA-1915	1915	B	8	45	43	0.96
EA-1916A	1916	B	8	45	44	0.98
EA-1916B	1916	B	8	45	41	0.91
EA-1917A	1917	B	8	45	43	0.96
EA-1917B	1917	B	8	45	46	1.02
EA-1918	1918	B	8	45	41	0.91
EA-1919	1919	B	8	45	48	1.07
EA-1920	1920	B	8	45	42	0.93
EA-1921A	1921	B	8	45	44	0.98
EA-1921B	1921	B	8	45	45	1.00
EA-1922	1922	B	8	45	42	0.93
EA-1923	1923	B	8	45	42	0.93
EA-1924	1924	B	8	45	46	1.02
EA-1925A	1925	B	8	45	44	0.98
EA-1925B	1925	B	8	45	41	0.91
EA-1929	1929	B	8	40	42	1.05
FLOOR TOTAL				**1525**	**1479**	**0.97**

National TAB

Project: Macy's 7 W 7th Street (Cincinnati, OH)

Address: 7 West 7th Street, Cincinnati, OH 45202

Asset: SGRDs

Asset	Area Served	Type	Size	DESIGN CFM	FINAL CFM	% to design
OA-2001	2001	A	8	45	48	1.07
OA-2002	2002	A	8	45	42	0.93
OA-2003	2003	A	8	30	29	0.97
OA-2004	2004	A	8	30	31	1.03
OA-2005	2005	A	8	30	33	1.10
OA-2006	2006	A	8	30	32	1.07
OA-2007	2007	A	8	45	43	0.96
OA-2008	2008	A	8	30	28	0.93
OA-2009	2009	A	8	30	28	0.93
OA-2010	2010	A	8	30	32	1.07
OA-2011	2011	A	8	30	29	0.97
OA-2012	2012	A	8	45	41	0.91
OA-2013	2013	A	8	60	65	1.08
OA-2014	2014	A	8	45	43	0.96
OA-2015	2015	A	8	30	30	1.00
OA-2016	2016	A	8	30	32	1.07
OA-2017	2017	A	8	30	33	1.10
OA-2018	2018	A	8	45	46	1.02
OA-2019	2019	A	8	30	30	1.00
OA-2020	2020	A	8	30	31	1.03
OA-2021	2021	A	8	30	27	0.90
OA-2022	2022	A	8	45	45	1.00
OA-2000B-1	CORRIDOR	A	12	300	273	0.91
Skylounge	Skylounge		10x10	500	498	1.00
FLOOR TOTAL				**1595**	**1569**	**0.98**

National TAB

Project: Macy's 7 W 7th Street (Cincinnati, OH)

Address: 7 West 7th Street, Cincinnati, OH 45202

Asset: EGRDs

Asset	Area Served	Type	Size	DESIGN CFM	FINAL CFM	% to design
EA-2001A	1901	B	8	45	44	0.98
EA-2001B	1901	B	8	45	42	0.93
EA-2002A	1902	B	8	45	46	1.02
EA-2002B	1902	B	8	45	41	0.91
EA-2003	1903	B	8	45	45	1.00
EA-2004	1904	B	8	45	42	0.93
EA-2005	1905	B	8	45	44	0.98
EA-2006	1906	B	8	45	44	0.98
EA-2007A	1907	B	8	45	48	1.07
EA-2007B	1907	B	8	45	47	1.04
EA-2008	1908	B	8	45	42	0.93
EA-2009	1909	B	8	45	46	1.02
EA-2010	1910	B	8	45	41	0.91
EA-2011	1911	B	8	45	48	1.07
EA-2012A	1912	B	8	45	45	1.00
EA-2012B	1912	B	8	45	42	0.93
EA-2013A	1913	B	8	45	44	0.98
EA-2013B	1913	B	8	45	43	0.96
EA-2014A	1914	B	8	45	48	1.07
EA-2014B	1914	B	8	45	43	0.96
EA-2015	1915	B	8	45	43	0.96
EA-2016	1916	B	8	45	45	1.00
EA-2017	1917	B	8	45	43	0.96
EA-2018A	1918	B	8	45	42	0.93
EA-2018B	1918	B	8	45	47	1.04
EA-2019	1919	B	8	45	41	0.91
EA-2020	1920	B	8	45	48	1.07
EA-2021	1921	B	8	45	48	1.07
EA-2022A	1922	B	8	45	45	1.00
EA-2022B	1922	B	8	45	41	0.91
EA-2029	1929	A	8	40	44	1.10
FLOOR TOTAL				**1390**	**1154**	**0.83**

National TAB

Project: Macy's 7 W 7th Street (Cincinnati, OH)

Address: 7 West 7th Street, Cincinnati, OH 45202

Asset: SGRDs

Asset	Area Served	Type	Size	DESIGN CFM	FINAL CFM	% to design
OA-2101	2001	A	8	45	42	0.93
OA-2102	2002	A	8	45	47	1.04
OA-2103	2003	A	8	30	32	1.07
OA-2104	2004	A	8	30	31	1.03
OA-2105	2005	A	8	30	32	1.07
OA-2106	2006	A	8	30	33	1.10
OA-2107	2007	A	8	45	49	1.09
OA-2108	2008	A	8	30	(1)	0.00
OA-2109	2009	A	8	30	32	1.07
OA-2110	2010	A	8	30	31	1.03
OA-2111	2011	A	8	45	46	1.02
OA-2112	2012	A	8	30	30	1.00
OA-2113	2013	A	8	30	29	0.97
OA-2114	2014	A	8	30	32	1.07
OA-2115	2015	A	8	30	28	0.93
OA-2116	2016	A	8	45	49	1.09
OA-2117	2017	A	8	30	30	1.00
OA-2118	2018	A	8	30	30	1.00
OA-2119	2019	A	8	30	28	0.93
OA-2120	2020	A	8	30	31	1.03
OA-2000B-1	CORRIDOR	A	12	300	298	0.99
OA-2000B-2	CORRIDOR	A	12	300	318	1.06
FLOOR TOTAL				**1275**	**1278**	**1.00**

Notes:

(1) Missing Grille

National TAB

Project: Macy's 7 W 7th Street (Cincinnati, OH)

Address: 7 West 7th Street, Cincinnati, OH 45202

Asset: SGRDs

Asset	Area Served	Type	Size	DESIGN CFM	FINAL CFM	% to design
EX-2101A	2101	B	8	45	42	0.93
EX-2101B	2101	B	8	45	45	1.00
EX-2102A	2102	B	8	45	46	1.02
EX-2102B	2102	B	8	45	48	1.07
EX-2103	2103	B	8	45	42	0.93
EX-2104	2104	B	8	45	46	1.02
EX-2105	2105	B	8	45	49	1.09
EX-2106	2106	B	8	45	42	0.93
EX-2107A	2107	B	8	45	48	1.07
EX-2107B	2107	B	8	45	47	1.04
EX-2108	2108	B	8	45	45	1.00
EX-2109	2109	B	8	45	41	0.91
EX-2110	2110	B	8	45	42	0.93
EX-2111A	2111	B	8	45	43	0.96
EX-2111B	2111	B	8	45	44	0.98
EX-2112	2112	B	8	45	46	1.02
EX-2113	2113	B	8	45	41	0.91
EX-2114	2114	B	8	45	42	0.93
EX-2115	2115	B	8	45	48	1.07
EX-2116A	2116	B	8	45	45	1.00
EX-2116B	2116	B	8	45	47	1.04
EX-2117	2117	B	8	45	43	0.96
EX-2118	2118	B	8	45	46	1.02
EX-2119	2119	B	8	45	46	1.02
EX-2120	2120	B	8	45	45	1.00
EX-2100	TRASH RM	B		45	42	0.93
FLOOR TOTAL				**1170**	**1161**	**0.99**