

Report By:

National TAB
1329 E. KEMPER ROAD
SUITE 4210
CINCINNATI, OH 45246



Report: Deficiency Report
Function: Test, Adjust, & Balance
Date: 09/17/2025
Completed By: National TAB

PROJECT
09-15-25 CAVA NAPLES, FL

4180 COLLIER BLVD

NAPLES, FL 34120

Client

CAVA
702 H ST NW
2nd floor
Washington, DC 20001

Issue List

- CEFs - Speed Controllers
- KF 1 - Grease Drain Pan
- Kitchen Hood - Caulking
- Kitchen Hood - Ceiling Enclosure
- Kitchen Hood - Grease Cups
- RTU 2 - Duct Leakage
- RTUs - Economizer Controls
- RTUs - Filter Access Doors



09-15-25 CAVA NAPLES, FL

Project Issue Information

Issue Name : CEFs - Speed Controllers
Description : Both ceiling exhaust fans (restrooms) are missing speed controllers. Fans are running at 144% design and cannot be adjusted. Recommend installing speed controllers.
Created By : National TAB **Assigned To :** National TAB - Mark Johnson
Status : Open
Priority : High **Asset Tag :**
Originated Date : 09/17/2025 - Mark Johnson - National TAB

Project Issue File Details



09/17/2025



09-15-25 CAVA NAPLES, FL

Project Issue Information

Issue Name : KF 1 - Grease Drain Pan
Description : The hood exhaust fan is missing the grease drain pan. Recommend installing per plan.
Created By : National TAB **Assigned To :** National TAB - Mark Johnson
Status : Open
Priority : Medium **Asset Tag :**
Originated Date : 09/17/2025 - Mark Johnson - National TAB

Project Issue File Details



09/17/2025



09-15-25 CAVA NAPLES, FL

Project Issue Information

Issue Name : Kitchen Hood - Caulking
Description : Kitchen hood is missing caulking (less than 1/8" thick) along the rear edge. Recommend sealing.
Created By : National TAB **Assigned To :** National TAB - Will Turnbough
Status : Open
Priority : Low **Asset Tag :**
Originated Date : 09/17/2025 - Mark Johnson - National TAB

Project Issue File Details



09/17/2025



09-15-25 CAVA NAPLES, FL

Project Issue Information

Issue Name : Kitchen Hood - Ceiling Enclosure
Description : There is a missing enclosure panel on the back corner of the kitchen hood, leaving a small gap that's open to the ceiling. Recommend installing.
Created By : National TAB **Assigned To :** National TAB - Mark Johnson
Status : Open
Priority : High **Asset Tag :**
Originated Date : 09/17/2025 - Mark Johnson - National TAB

Project Issue File Details



09/17/2025




09-15-25 CAVA NAPLES, FL

Project Issue Information

Issue Name : Kitchen Hood - Grease Cups
Description : Hood grease cups are not yet installed. Recommend installing.
Created By : National TAB **Assigned To :** National TAB - Will Turnbough
Status : Open
Priority : Medium **Asset Tag :**
Originated Date : 09/17/2025 - Mark Johnson - National TAB

Project Issue File Details



09/17/2025




09-15-25 CAVA NAPLES, FL

Project Issue Information

Issue Name : RTU 2 - Duct Leakage
Description : The section of RTU 1's trunk line near the main drop appears to be experiencing leakage; the surrounding insulation is puffing out, and airflow can be felt from gaps in insulation. Recommend mechanical inspection.
Created By : National TAB **Assigned To :** National TAB - Will Turnbough
Status : Open
Priority : Urgent **Asset Tag :**
Originated Date : 09/17/2025 - Mark Johnson - National TAB

Project Issue File Details



09/17/2025




09-15-25 CAVA NAPLES, FL

Project Issue Information

Issue Name : RTUs - Economizer Controls
Description : Both RTUs are missing economizer controllers. Economizer dampers open to 100% when energized, and setpoints cannot be adjusted. Damper positions will be manually set for TAB. Recommend installing controllers and setting to minimum OA positions (marked on dampers).
Created By : National TAB **Assigned To :** National TAB - Will Turnbough
Status : Open
Priority : Urgent **Asset Tag :**
Originated Date : 09/17/2025 - Mark Johnson - National TAB

Project Issue File Details



09/17/2025



09/17/2025



09-15-25 CAVA NAPLES, FL

Project Issue Information

Issue Name : RTUs - Filter Access Doors
Description : Filter access doors on both RTUs are missing hinges. Doors come off completely when opened. Recommend installing hinges.
Created By : National TAB **Assigned To :** National TAB - Mark Johnson
Status : Open
Priority : Low **Asset Tag :**
Originated Date : 09/17/2025 - Mark Johnson - National TAB

Project Issue File Details



09/17/2025