

Report By:

National TAB
1329 E. KEMPER ROAD
SUITE 4210
CINCINNATI, OH 45246



Report: Report
Function: Test, Adjust, & Balance
Date: 07/16/2025
Completed By: National TAB

PROJECT
07-14-25 FREDDY'S DENTON, TX

3812 Teasley Drive

Denton, TX 76210

Client

KT Ventures

National TAB

Project: 07-14-25 FREDDY'S DENTON, TX

Table Of Contents

Section	Page #
AHU/RTU	3
Diffuser Supply (GRD)	7
FAN - Exhaust	8
Kitchen Hood Type I	16

National TAB

Project: 07-14-25 FREDDY'S DENTON, TX

System/Unit: AHU/RTU



Asset: DOAS1

AREA:KITCHEN

Unit Data		
	Design	Actual
MFG	CAPTIVEAIRE	CAPTIVEAIRE
Serial Num	-	6776165
Model Num	CAS-HVAC3-I.200-15-15T	CAS-HVAC3-I.200-15-15T
Type	DOAS	DOAS
Configuration	VERTICAL	Vertical
Num OA Filters 1	-	1
OA Filter Size 1	-	45.75"x33.75"
Num Final Filter 1	-	4
Final Filter Size 1	-	20x25x2

Motor Data		
	Design	Actual
Motor MFG	-	NEMA PREMIUM
Frame	-	145T
Horsepower	2	2
Motor Rpm	-	1745
Phase	3	3
Rated Voltage	208	230
Rated Amperage	-	5.64

Drive Data	
	Actual
Motor Sheave Size	DD
Motor Bore Size	DD
Motor Sheave SetPt	DD
Fan Sheave Size	DD
Fan Sheave Bore	DD
Belt CL Distance	DD
Num of Belts	DD
Belt Size	DD
Belt Alignment	DD

Test Data		
	Design	Actual
SF CFM	2300	2501
SF RPM	-	1739
RA CFM	0	0
OA CFM	2300	2501
RL Voltage	-	204/205/204
RL Amperage	-	5.27/5.0/5.0
SF Rotation	-	CCW
SF System SetPt	-	59.8 Hz
RA Damper Position	-	0
Min OA Damper Position	-	100
Min OA Damper Type	-	MOTORIZED
OA Enthalpy Setpt	-	N/A

Performance Data		
	Design	Actual
MA Plenum SP	-	-0.0946
Fan Suction SP	-	-0.6495
Fan Discharge SP	-	0.373
Total ESP	.50"	0.2784
Fan Total SP	-	-0.2765

General	
	Actual
Fan Rotation Correct	CORRECT
Unit Filters Clean	CLEAN
Condensate Drain Installed	INSTALLED


Notes:
The diffuser total equates to more than schedule design. Unit was balanced to diffuser design.

Written By: Cavin Van on 07/16/2025

Unit Data - PHOTO LOG

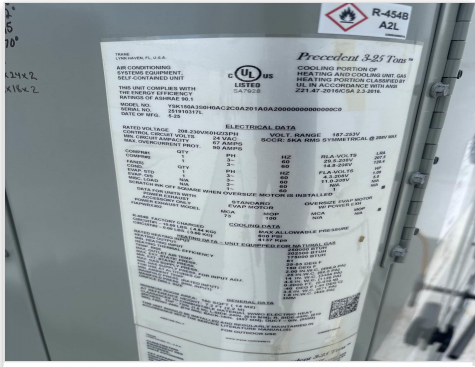


07/14/2025



07/14/2025

Unit Data - PHOTO LOG



07/14/2025



07/14/2025

National TAB

Project:07-14-25 FREDDY'S DENTON, TX



Diffuser Supply (GRD)

DOAS1/KITCHEN

Asset									
Asset Name	Location	Type	Size	DESIGN CFM	AK	CFM(1)	CFM(2)	FINAL CFM	% to design
SGRD1	KITCHEN	SD2	10"	330	1	246	290	248	75.2
SGRD2	KITCHEN	SD2	10"	330	1	366	410	340	103.0
SGRD3	KITCHEN	SD2	10"	330	1	271	309	256	77.6
SGRD4	KITCHEN	SD2	10"	150	1	65	58	124	82.7
SGRD5	KITCHEN	SD2	10"	330	1	330	366	322	97.6
SGRD6	KITCHEN	SD2	10"	330	1	370	402	376	113.9
SGRD7	KITCHEN	SD2	10"	330	1	288	324	268	81.2
SGRD8	KITCHEN	SD2	10"	330	1	279	309	261	79.1
SGRD9	KITCHEN	SD2	10"	330	1	48	50	306	92.7
Total				2790		2263	2518	2501	89.64%

RTU1/DINING

Asset									
Asset Name	Location	Type	Size	DESIGN CFM	AK	CFM(1)	CFM(2)	FINAL CFM	% to design
SGRD1	DINING	SD1	12"	470	1.408	901	485	463	98.5
SGRD2	DINING	SD1	12"	470	1.408	906	433	477	101.5
SGRD3	DINING	SD1	12"	470	1.408	940	332	466	99.1
SGRD4	DINING	SD1	12"	470	1.408	836	398	482	102.6
SGRD5	DINING	SD1	12"	470	1.408	650	352	509	108.3
SGRD6	DINING	SD1	12"	470	1.408	15	694	489	104.0
SGRD7	DINING	RG2	10X16	200	1	0	0	0	0.0
SGRD8	DINING	SD1	12"	470	1.408	525	499	466	99.1
SGRD9	DINING	SD1	12"	470	1.408	649	309	477	101.5
SGRD10	DINING	SD1	12"	470	1.408	563	297	495	105.3
SGRD11	DINING	SD1	12"	470	1.408	788	257	498	106.0
SGRD12	DINING	SD5	6"	50	1	72	82	55	110.0
SGRD13	DINING	SD5	6"	50	1	79	93	54	108.0
SGRD14		SD5	6"	50	1	79	346	61	122.0
Total				5050		7003	4577	4992	98.85%

National TAB

Project: 07-14-25 FREDDY'S DENTON, TX

System/Unit: FAN - Exhaust



Asset: EF1

AREA:RESTROOM

Unit Data		
	Design	Actual
MFG	GREENHECK	GREENHECK
Model Num	SP-A200-390	SP-A90-QD
Serial Num	-	27102254
Type	CEILING	CEILING
Configuration	VERTICAL	VERTICAL

Test Data		
	Design	Actual
CFM	75	79
Fan RPM	900	NA
Fan Rotation	-	NA
Motor RPM	-	NA
RL Voltage	-	111
RL Amperage	-	0.10/0.13
Suction ESP	-	NA
Discharge ESP	-	NA
Total ESP	.250"	NA

Motor Data		
	Design	Actual
Motor MFG	-	GREENHECK
Frame	-	N/A
Horsepower	.08	N/A
Motor Rpm	-	900
Phase	1	N/A
Voltage (rated)	0	115
Amperage (rated)	-	0.17
Service Factor	-	N/A

Drive Data	
	Actual
Motor Sheave Size	DD
Motor Bore Size	DD
Motor Sheave SetPt	DD
Fan Sheave Size	DD
Fan Sheave Bore	DD
Belt CL Distance	DD
Num of Belts	DD
Belt Size	DD

Unit Data - PHOTO LOG



07/16/2025

National TAB

Project: 07-14-25 FREDDY'S DENTON, TX
System/Unit: FAN - Exhaust



Asset: EF2


AREA:RESTROOM

Unit Data		
	Design	Actual
MFG	GREENHECK	GREENHECK
Model Num	SP-A00-390	SP-A90-QD
Serial Num	-	27102235
Type	CEILING	CEILING
Configuration	VERTICAL	VERTICAL

Motor Data		
	Design	Actual
Motor MFG	-	GREENHECK
Frame	-	N/A
Horsepower	.08	N/A
Motor Rpm	-	900
Phase	1	1
Voltage (rated)	0	115
Amperage (rated)	-	0.17
Service Factor	-	N/A

Test Data		
	Design	Actual
CFM	75	74
Fan RPM	900	NA
Fan Rotation	-	CW
Motor RPM	-	NA
System SetPt	-	N/A
RL Voltage	-	119
RL Amperage	-	0.13/0.10
Total ESP	.250"	NA
Fan Inlet SP	-	NA
Fan Discharge SP	-	NA

Unit Data - PHOTO LOG



07/15/2025



07/15/2025

National TAB

Project: 07-14-25 FREDDY'S DENTON, TX
System/Unit: FAN - Exhaust



Asset: KEF1

AREA:GRIDDLE HOOD FAN

Unit Data		
	Design	Actual
MFG	CAPTIVEAIRE	CAPTIVEAIRE
Model Num	CASRE18DD	CASRE18DD
Serial Num	-	6776165
Type	UTILITY	UTILITY
Configuration	VERTICAL	VERTICAL

Test Data		
	Design	Actual
CFM	1600	1676
Fan RPM	1105	864
Fan Rotation	-	CW
Motor RPM	-	864
System SetPt	-	60.7
RL Voltage	-	202/203/202
RL Amperage	-	3.12/3.0/3.18
Total ESP	1.40"	[1]
Fan Inlet SP	-	[1]
Fan Discharge SP	-	ATM

Motor Data		
	Design	Actual
Motor MFG	-	NEMA PREMIUM
Frame	-	145T
Horsepower	1	1
Motor Rpm	-	1150
Phase	3	3
Voltage (rated)	208	230
Amperage (rated)	-	3.44
Service Factor	-	1.15

Notes:
[1] UNABLE TO LIFT FAN TO OBTAIN FAN INLET SP.

Written By: Cavin Van on 07/14/2025

National TAB

Project: 07-14-25 FREDDY'S DENTON, TX
System/Unit: FAN - Exhaust



Asset: KEF2

AREA:FRY HOOD FAN

Unit Data		
	Design	Actual
MFG	CAPTIVEAIRE	CAPTIVEAIRE
Model Num	DU50HFA	DU50HFA
Serial Num	-	6776165
Type	UPBLAST	UPBLAST
Configuration	VERTICAL	VERTICAL

Motor Data		
	Design	Actual
Motor MFG	-	NEMA 48
Frame	-	N/A
Horsepower	.500	0.5
Motor Rpm	-	1800
Phase	1	1
Voltage (rated)	115	115
Amperage (rated)	-	6.3
Service Factor	-	N/A

Test Data		
	Design	Actual
CFM	775	801
Fan RPM	1532	846
Fan Rotation	-	CCW
Motor RPM	-	846
System SetPt	-	47%
RL Voltage	-	118
RL Amperage	-	1.39/1.42
Total ESP	1.250"	-0.288
Fan Inlet SP	-	-0.2885
Fan Discharge SP	-	ATM

Unit Data - PHOTO LOG



07/14/2025



07/14/2025

National TAB

Project: 07-14-25 FREDDY'S DENTON, TX

System/Unit: Kitchen Hood Type I



Asset: HD1

AREA:GRIDDLE HOOD

Unit Data		
	Design	Actual
MFG	CAPTIVEAIRE	CAPTIVEAIRE
Model Num	5424-ND-2	5424-ND-2
Job / Serial Num	-	6776165
Type	TYPE I - CANOPY	TYPE I CANOPY
Hood length	96"	96"
Hood Width	54"	54"

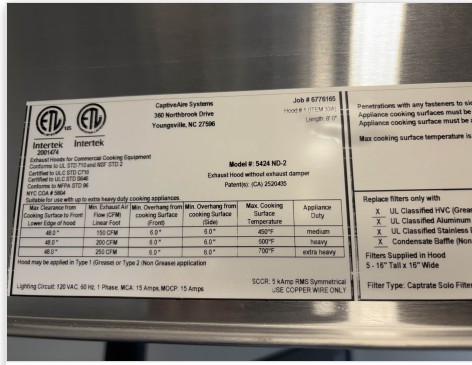
Test Data Exhaust		
	Design	Actual
Filter Type	CAPTRATE SOLO FILTER	CAPTRATE SOLO FILTER
Filter Size 1	16X16	16X16
Filter Qty 1	5	5
Filter AK factor size 1	1.62	1.62
Filter Total AK Area	8.10	8.10
Filter1 FPM	-	206
Filter2 FPM	-	213
Filter3 FPM	-	203
Filter4 FPM	-	208
Filter5 FPM	-	198
Filter Ave FPM(corr)	-	205
CFM	1600	1676

Cooking Equipment	
	Actual
Item 1	Griddle
Item 2	Griddle

Unit Data - PHOTO LOG



07/14/2025



07/14/2025

National TAB

Project: 07-14-25 FREDDY'S DENTON, TX

System/Unit: Kitchen Hood Type I



Asset: HD2

AREA:FRY HOOD

Unit Data		
	Design	Actual
MFG	CAPTIVEAIRE	CAPTIVEAIRE
Model Num	5424-ND-2	5424-ND-2
Job / Serial Num	-	6776165
Type	TYPE I-CANOPY	TYPE I-CANOPY
Hood length	60"	60"
Hood Width	54"	54"

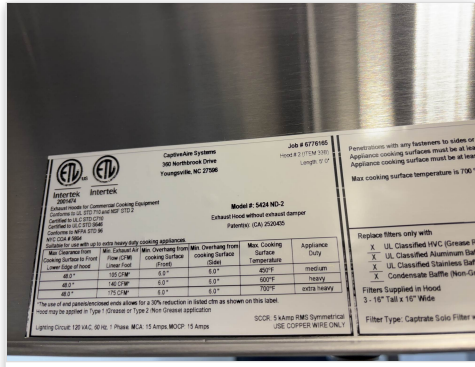
Test Data Exhaust		
	Design	Actual
Filter Type	CAPTRATE SOLO FILTER	CAPTRATE SOLO FILTER
Filter Size 1	16X16	16X16
Filter Qty 1	3	3
Filter AK factor size 1	1.62	1.62
Filter Total AK Area	4.86	4.86
Filter1 FPM	-	169
Filter2 FPM	-	175
Filter3 FPM	-	152
Filter Ave FPM(corr)	-	165
CFM	775	801

Cooking Equipment	
	Actual
Item 1	FRYER
Item 2	FRY HOLDING STATION

Unit Data - PHOTO LOG



07/14/2025



07/14/2025

Job # 0770105
 Hood # 11718-1110
 Length 9' 0"

Model # SGM ND-2
 Exhaust hood without exhaust damper
 Fabric: (CAI) 2304SD

Penetrations with any fasteners to sides or top
 Appliance cooking surface must be at least
 Appliance cooking surface must be at least
 Max cooking surface temperature is 700°F

Replace filters only with:
 UL Classified HVAC (Grease R)
 UL Classified Aluminum Baff
 UL Classified Stainless Baff
 Condensate Baffle (Non-Gen)

Filters Supplied in Hood:
 3 - 16" Tall x 16" Wide
 Filter Type: Captrate Solo Filter w

Max Clearance from Cooking Surface to Front Lower Edge of Hood	Min. Clearance to Front	Min. Clearance from Front	Max. Overhang from Cooking Surface Clear	Max. Cooking Surface Temperature	Appliance Duty
48"	16 1/2"	0.5"	0.5"	500°F	medium
48"	16 1/2"	0.5"	0.5"	500°F	heavy
48"	16 1/2"	0.5"	0.5"	700°F	extra heavy

The use of steel penetrations must allow for a 20% reduction in listed clearances as shown on this label.
 See the code book for "Type 1" Clearance of Type 1 Hood Grease Application.

Listing Group: 20 IAC, 20 IAC, 1 Phase, NEMA, 15 Amps, MOCIP, 15 Amps
 SCCR: 5 Amp RMS Symmetrical
 USE COPPER WIRE ONLY