

01 HVAC PLAN
SCALE: 3/32"=1'-0"

MECHANICAL GENERAL NOTES



- REFER TO HEATING, VENTILATING AND AIR CONDITIONING SPECIFICATION AND GENERAL CONDITIONS FOR ADDITIONAL REQUIREMENTS.
- ALL DIFFUSERS AND CEILING GRILLES SHALL BE COORDINATED WITH LAY-IN CEILING GRID AND PROVIDED BY MECHANICAL CONTRACTOR. RESCHEDULE ON SHEET M6.1.
- PROVIDE BALANCING DAMPERS AT POINTS ON SUPPLY, RETURN, AND EXHAUST SYSTEMS WHERE BRANCHES LEAD FROM LARGER DUCTS OR AS REQUIRED FOR AIR BALANCING. INSTALL AT A MINIMUM OF TWO DUCT WIDTHS FROM BRANCH TAKEOFF.
- PROVIDE TURNING VANES IN ALL RECTANGULAR 90 DEGREE MILD ELBOWS.

MECHANICAL KEYED NOTES


- RELOCATED TORTILLA MAKER. EXTEND AND CONNECT TO EXISTING GAS PIPING AS REQUIRED FOR NEW EQUIPMENT LOCATION. FIELD VERIFY EXACT LOCATION OF EXISTING LINE. PROVIDE 6" DOUBLE WALL TYPE "B" FLUE FOR TORTILLA MAKER - ROUTE UP THRU ROOF AND PROVIDE WEATHER PROOF RAIN CAP.
- ADJUST THE DUCTING WORK AS REQUIRED FOR THE EXISTING HOOD OF THE RELOCATED OVENS IN THIS AREA. VERIFY EXACT REQUIREMENTS IN THE FIELD.
- FURNISH AND INSTALL NEW ROOF CURB AND EXHAUST FAN TO SERVE EXISTING MEN AND WOMEN RESTROOMS.

BID ISSUE	11.27.17
ADDENDUM 01	12.13.17
ADDENDUM 02	12.14.17
MODIFICATION 01	01.08.18
MODIFICATION 02	01.29.18

SALASOBRIEN
Architects & Engineers
Houston | Dallas | Ft. Worth | Baton Rouge
1425 Greenway Drive, Suite 600
972.811.1270 | Registration No. F-4111
SABE Project No. 009171694



CDA Architects
Houston, Texas
17900 Sharn Drive, Suite 230
Houston, Texas 77058
832.679-2832 Fax: 832.679-9940



HVAC PLAN
KROGER DAL-548
1210 N. GREENVILLE AVE.
ALLEN, TEXAS 75002

SCALE AS INDICATED
PROJECT 17192
DATE 11.27.17
SHEET NO. **M1.1**