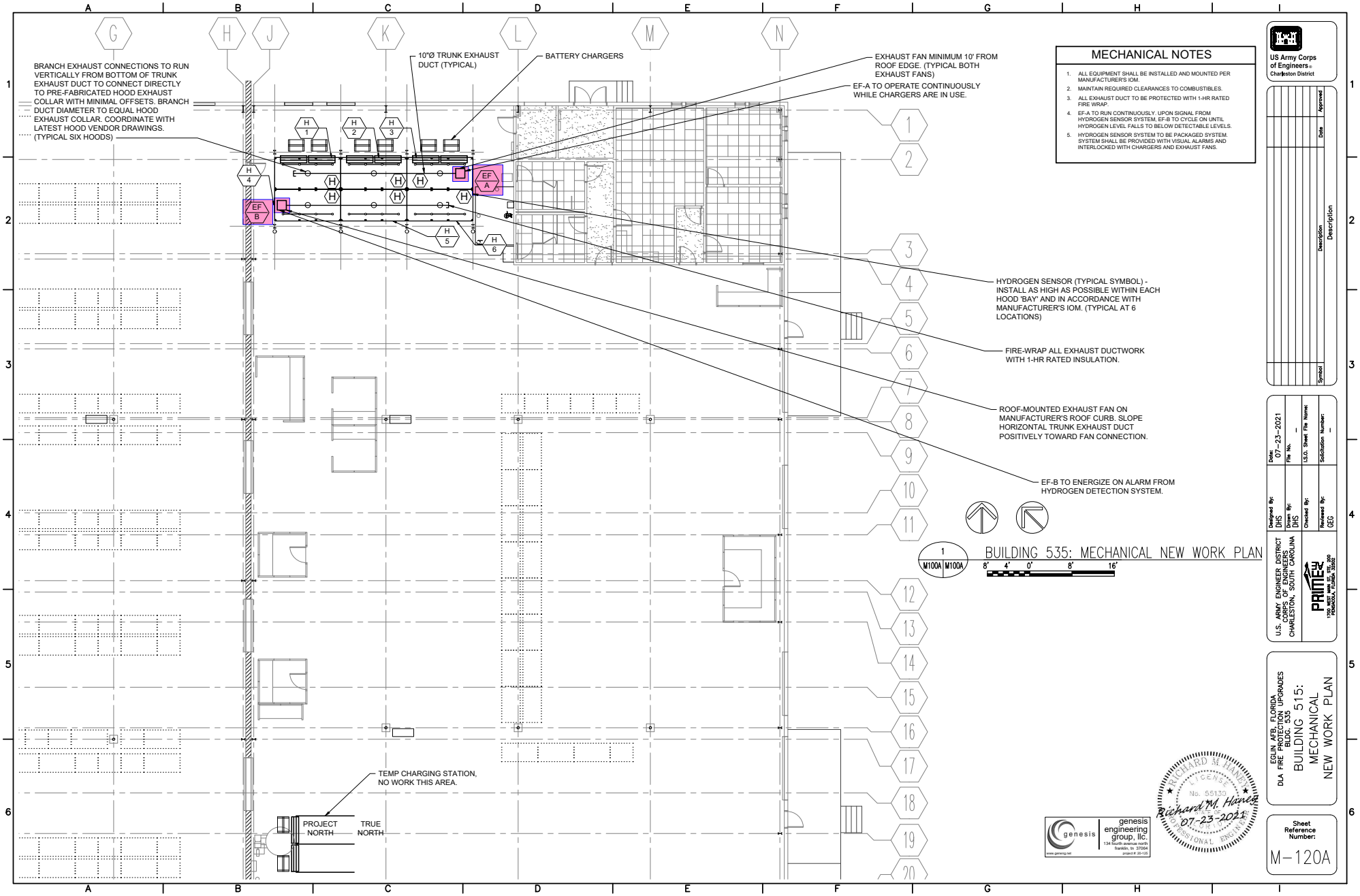

MECHANICAL NOTES

1. ALL EQUIPMENT SHALL BE INSTALLED AND MOUNTED PER MANUFACTURER'S IOM.
2. MAINTAIN REQUIRED CLEARANCES TO COMBUSTIBLES.
3. ALL EXHAUST DUCT TO BE PROTECTED WITH 1-HR RATED FIRE WRAP.
4. EF-A TO RUN CONTINUOUSLY. UPON SIGNAL FROM HYDROGEN SENSOR SYSTEM, EF-B TO CYCLE ON UNTIL HYDROGEN LEVEL FALLS TO BELOW DETECTABLE LEVELS.
5. HYDROGEN SENSOR SYSTEM TO BE PACKAGED SYSTEM. SYSTEM SHALL BE PROVIDED WITH VISUAL ALARMS AND INTERLOCKED WITH CHARGERS AND EXHAUST FANS.

US Army Corps of Engineers®
Charleston District

Symbol	Description	Date	Approved

Designed By: DHS
Drawn By: DHS
Checked By:
Reviewed By: GEG
Date: 07-23-2021
File No. –
I.S.O. Sheet File Name:
Solicitation Number: –

U.S. ARMY ENGINEER DISTRICT
CORPS OF ENGINEERS
CHARLESTON, SOUTH CAROLINA

PRIME AE
1700 WEST MAIN ST. STE. 200
PENSACOLA, FLORIDA 32502

EGLIN AFB, FLORIDA
DLA FIRE PROTECTION UPGRADES
BLDG. 535

BUILDING 515:
MECHANICAL
NEW WORK PLAN

RICHARD M. HANEY
LICENSE
No. 55130
STATE OF FLORIDA
PROFESSIONAL ENGINEER
Richard M. Haney
07-23-2021

genesis engineering group, llc.
134 fourth avenue north
franklin, tn 37064
project # 20-125
www.geneng.net

Sheet Reference Number:
M-120A

KEYED NOTES:

1. INSTALL NEW WALL MOUNTED EXHAUST FAN IN EXISTING WALL OPENING.
2. CONNECT NEW 20/20 SUPPLY AND RETURN DUCT TO EXISTING OPENINGS. SEE DETAIL #2, THIS SHEET FOR MORE INFORMATION.
3. CONNECT NEW18/16 SUPPLY AND RETURN DUCT TO EXISTING OPENINGS. SEE DETAIL #3, THIS SHEET FOR MORE INFORMATION.
4. CONNECT NEW 6"Ø SUPPLY DUCT TO EXISTING SUPPLY MAIN.
5. NEW DUCTLESS SPLIT SYSTEM TO BE MOUNTED ABOVE EXISTING OPENING. ROUTE REFRIGERATION LINES TO THE OUTDOOR UNIT. SLEEVE AND SEAL PIPE PENETRATIONS. ROUTE ¾" CONDENSATE TO OUTSIDE.
6. PROVIDE NEW CONCRETE EQUIPMENT PAD AS REQUIRED FOR NEW UNIT. PROVIDE FULL SIZE CONDENSATE DRAIN.
7. INSTALL NEW GAS FIRED WATER HEATER. RECONNECT EXISTING GAS, HW, CW AND FLUE VENT.
8. CONNECT NEW FIXTURES IN RESTROOM TO EXISTING UTILITIES. SEE SCHEDULES FOR MORE INFORMATION.

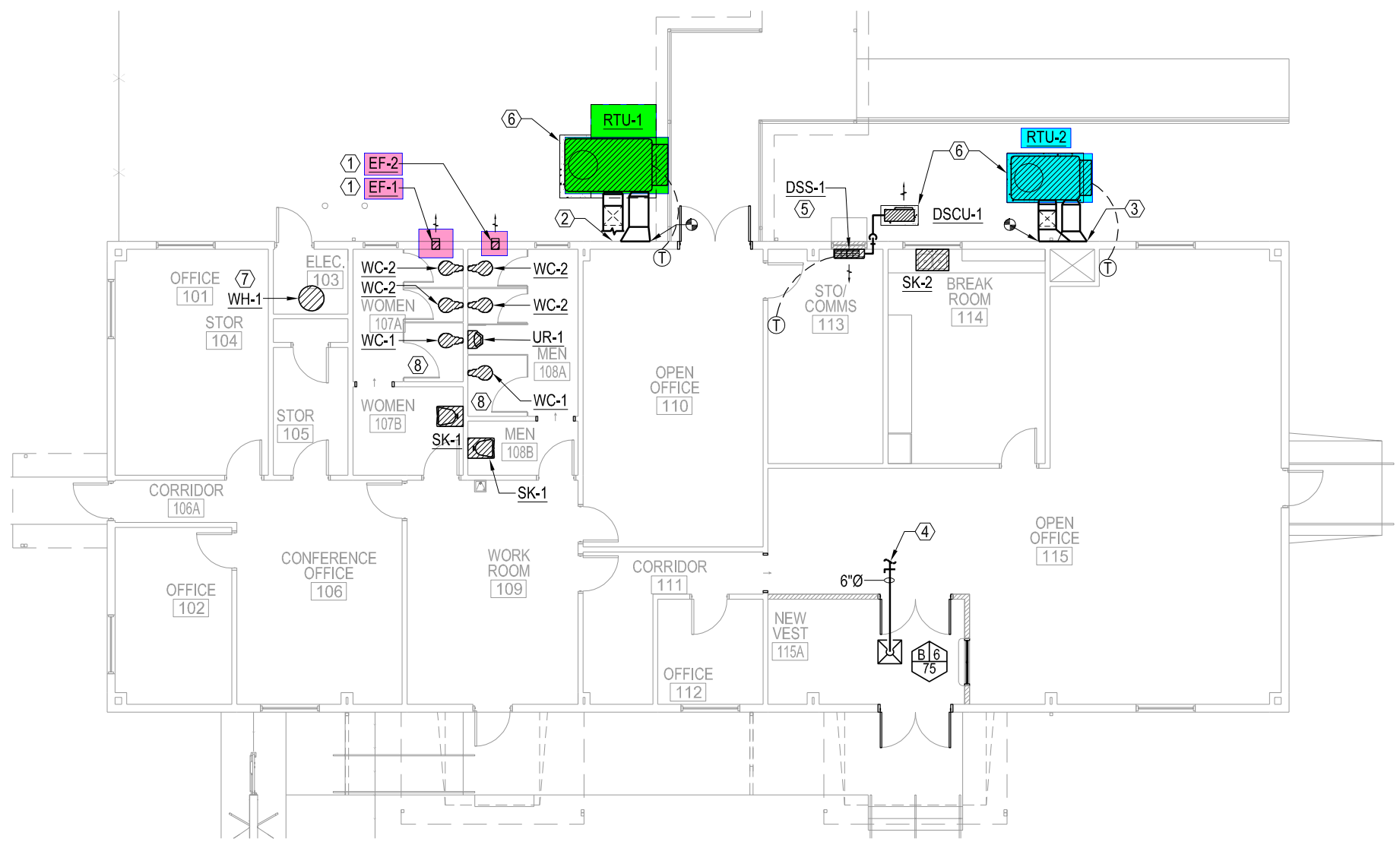

1 BUILDING 525 MECHANICAL PLAN
1/8"=1'-0"

SCALE: 1/8" = 1'-0"

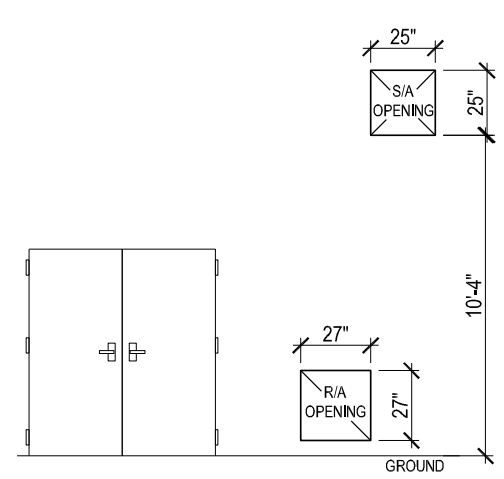

CONTRACTOR TO FIELD VERIFY DIMENSIONS

2 BUILDING 525 RTU-1 OPENINGS
1/4"=1'-0"

SCALE: 1/4" = 1'-0"

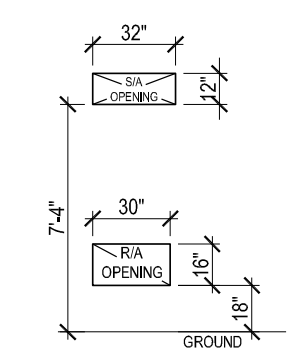

CONTRACTOR TO FIELD VERIFY DIMENSIONS

3 BUILDING 525 RTU-2 OPENINGS
1/4"=1'-0"

SCALE: 1/4" = 1'-0"

US Army Corps of Engineers ®
CHARLESTON DISTRICT

COREY R. IMHOFF
6/17/2022

MARK	DESCRIPTION	DATE	APPR.

DESIGNED BY: C. IMHOFF | DATE: JUNE 17, 2022
DWN BY: C. IMHOFF | CKD BY: R. SEAY | SOLICITATION NO.: (TBD)
SUBMITTED BY: CROMWELL A/E | CONTRACT NO.: (TBD)
PLOT SCALE: AS NOTED | PLOT DATE: JUNE 17, 2022 | FILE NUMBER:
SIZE: ANSI D | FILE NAME:

U.S. ARMY CORPS OF ENGINEERS
CHARLESTON DISTRICT
CHARLESTON, SOUTH CAROLINA

CROMWELL
1300 east 6th street little rock, ar 72202
501.372.2900 cromwell.com

DLA DISPOSITION WORK PACKAGE
DEFENSE LOGISTICS AGENCY
EGLIN AFB DESTIN, FLORIDA

BUILDING 525
MECHANICAL PLAN

SHEET IDENTIFICATION
M-102
SHEET 037 OF 057