

## SUBMITTAL REVIEW COMMENTS

**PROJECT** Verdad - The Grove  
**PROJECT NO** 2150004838  
**DATE** 2/2/2023  
**SUBMITTAL** LG Piping Layout  
**SUBMITTAL NO** 230000-7.0  
**REVIEWER** MJW  
**HENDERSON NO** M007

<input checked="" type="checkbox"/> Approved	Fabrication and/or installation may be undertaken. Approval does not authorize changes to the contract sum or contract time.
<input type="checkbox"/> Approved as Corrected	
<input type="checkbox"/> Revise and Resubmit	Fabrication and/or installation may not be undertaken. In resubmitting, limit corrections to items marked.
<input type="checkbox"/> Rejected	
<input type="checkbox"/> No Action Taken	Submittal either not required for this item or provided for information only. Contract requirements should be followed in all cases.
<p>Review/approval neither extends nor alters any contractual obligations of the Engineer or Contractor. Checking of submittals is only for general conformance with the design concept of the project and general compliance with the information given in the contract documents. Any action shown is subject to the general requirements of the plans and specifications. Contractor is responsible for dimensions, quantities, and coordination between trades and for coordinating approved items and accepted alternates.</p>	
<p><b>HENDERSON ENGINEERS, INC.</b></p>	

### ACTION CODES

<b>1</b>	<b>2</b>	<b>3</b>	<b>4</b>	<b>5</b>	<b>6</b>
Approved	Approved as Corrected	Revise & Resubmit Items Noted	Rejected	Not Reviewed	For Information Only

(Action Item Codes 1, 2, 5 or 6 are not to be resubmitted.)

COMMENT #	ACTION CODE	DESCRIPTION	COMMENTS
1	1	LG Piping Layout for VRF	-Approved.

**Note:** Henderson's processing of these submittals does not relieve other members of the design and construction team from reviewing submittals for coordination, compliance and performance or reviewing submittals as outlined in the contract documents or both.



# Submittal Transmittal

Aria Group Architects, Inc. | 830 North Blvd Oak Park IL 60301 United States

PROJECT: Perrys-Verdad The Grove 214735.000      DATE SENT: 1/31/2023  
 SUBJECT: LG Piping Layout      RETURN BY:  
 TYPE: Submittal      SUBMITTAL ID: 041  
 PURPOSE: For Review      TRANSMITTAL ID: 00216  
 VIA: Email

SPEC SECTION:

FROM

NAME	COMPANY	EMAIL	PHONE
SHELLIE HALKYARD	Aria Group Architects, Inc.	shalkyard@ariainc.com	(708) 445-8400

TO

NAME	COMPANY	EMAIL	PHONE
Rhonda Charlett	Henderson Engineers, Inc.	Rhonda.Charlett@hendersonengineers.com	(913) 742-5367
Coy Macy	Henderson Engineers, Inc.	Coy.Macy@hendersonengineers.com	(913) 742-5611

REMARKS:

## Verdad the Grove, Austin, TX

More details: [View online](#) [View PDF](#)

Please click on the "View Online" link in this Email to reply to this Submittal in Procore.

**Victor Baez requires action from you on this submittal:**

Project: **Verdad the Grove, Austin, TX**  
 Spec Section: **230000 - HVAC**  
 Submittal #: **230000-7.0**  
 Title: **230000-7.0 LG Piping Layout**  
 Cost Code: **01-0011 - Project Engineer - Office**

# Submittal Transmittal

DATE: 1/31/2023

ID: 00216

Type: **Shop Drawing**

Responsible Contractor: **AiRCO Mechanical**

Received From: **Shayne Terry**

Ball In Court: **Shellie Halkyard  
Paul Nagtalon**

Submitter: **Terry, Shayne (AiRCO Mechanical)**

Approvers: **Baez, Victor (International Contractors, Inc.)  
Halkyard, Shellie (Aria Group Architects, Inc.)  
Nagtalon, Paul (Aria Group Architects, Inc.)**

Distribution: **Bustos, Ricardo (International Contractors, Inc.)  
Darrell, Austin (International Contractors, Inc.)  
Leadbetter, Scott (International Contractors, Inc.)  
Moore, Jack (International Contractors, Inc.)**

Due Date: **02/03/23**

General Information  
Attachments: **None**

Submitter: **Terry, Shayne (AiRCO Mechanical)**

Date: **Sent:  
Returned: 01/29/23**

Response: **Submitted**

Attachments: **None**

Comments: **None**

Approver: **Baez, Victor (International Contractors, Inc.)**

Date: **Sent: 01/29/23  
Returned: 01/29/23**

Response: **ICI Reviewed**

Attachments: **[230000-7.0 LG Piping Layout.pdf \(Current\)](#)**

Comments: **For your review. Thanks**

Approver: **Halkyard, Shellie (Aria Group Architects, Inc.)**

Date: **Sent: 01/29/23  
Returned:**

Response: **Pending**

Attachments: **None**

Comments: **None**

Approver: **Nagtalon, Paul (Aria Group Architects, Inc.)**

Date: **Sent: 01/29/23  
Returned:**

Response: **Pending**

Attachments: **None**

# Submittal Transmittal

DATE: 1/31/2023

ID: 00216

Comments: **None**

More details: [View online](#) [View PDF](#)

Powered By Procore | [support@procore.com](mailto:support@procore.com) | <https://support.procore.com>

## DESCRIPTION OF CONTENTS

QTY	DATED	TITLE	NUMBER	NOTES
1	1/31/2023	230000- 7.0_LG_Piping_Layout.pdf		

## COPIES:

BRIAN ZIELINSKI  
PAUL NAGTALON

(Aria Group Architects, Inc.)  
(Aria Group Architects, Inc.)



# Submittal

International Contractors, Inc.  
 1 Mid America Plaza, 7th Floor  
 Oakbrook Terrace, Illinois 60181  
 Phone: (630) 834-8043  
 Fax: (630) 834-8046  
 www.icibuilds.com

**Project:** 001223 - Verdad the Grove, Austin, TX  
 2701 Perseverance Drive  
 Austin, Texas 78731

## 230000-7.0 LG Piping Layout

<b>SPEC SECTION:</b>	230000 - HVAC	<b>SUBMITTAL #:</b>	230000-7
<b>STATUS:</b>	Open	<b>DATE CREATED:</b>	01/29/2023
<b>ISSUE DATE:</b>	01/29/2023	<b>REVISION:</b>	0
<b>RESPONSIBLE CONTRACTOR:</b>	AiRCO Mechanical	<b>RECEIVED FROM:</b>	Shayne Terry
<b>RECEIVED DATE:</b>	01/26/2023	<b>SUBMIT BY:</b>	01/26/2023
<b>FINAL DUE DATE:</b>	02/03/2023	<b>LOCATION:</b>	
<b>TYPE:</b>	Shop Drawing	<b>COST CODE:</b>	01-0011 - Project Engineer - Office
<b>APPROVERS:</b>	Victor Baez (International Contractors, Inc.), Shellie Halkyard (Aria Group Architects, Inc.), Paul Nagtalon (Aria Group Architects, Inc.)	<b>CREATED BY:</b>	Victor Baez (International Contractors, Inc.)

**BALL IN COURT:**  
 Victor Baez (International Contractors, Inc.)

**DISTRIBUTION:**  
 Ricardo Bustos (International Contractors, Inc.) , Jack Moore (International Contractors, Inc.) , Scott Leadbetter (International Contractors, Inc.) , Austin Darrell (International Contractors, Inc.)

**DESCRIPTION:**

**ATTACHMENTS:**

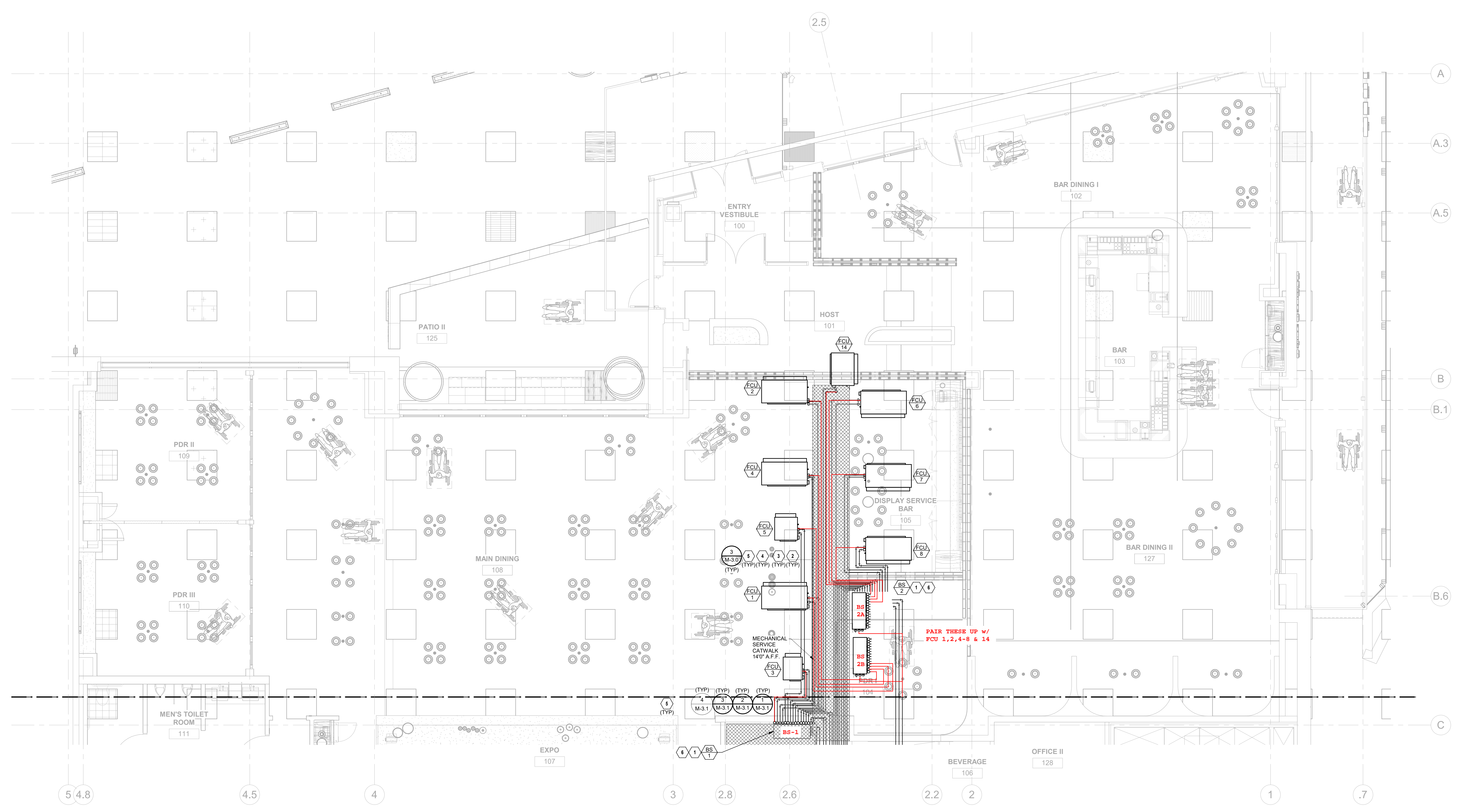
### SUBMITTAL WORKFLOW

#	NAME	SUBMITTER/APPROVER	DUE DATE
1	Shayne Terry	Submitter	1/29/2023
2	Victor Baez	Approver	1/29/2023
3	Shellie Halkyard	Approver	2/3/2023
4	Paul Nagtalon	Approver	2/3/2023

<u>INTERNATIONAL CONTRACTORS, INC.</u>	
INTERNATIONAL CONTRACTORS REVIEW OF THIS SUBMITTAL IS FOR GENERAL CONFORMANCE WITH THE CONTRACT DOCUMENTS. SUBCONTRACTOR IS RESPONSIBLE FOR DETAILS AND ACCURACY, FOR CONFIRMING AND VERIFYING ALL DIMENSIONS AND QUANTITIES, AND ASSURING COORDINATION WITH RESPECTIVE RELATED TRADES AND WORK.	
ICI REVIEWER: VICTOR BAEZ	DATE: 1/29/2023
	TIME:

- MECHANICAL PLAN NOTES:**
- 1 INSTALL BRANCH SELECTORS 20'-0" A.F.F.
  - 2 CONTRACTOR MAY USE ADJUSTABLE BAND PIPE HANGER FOR HANGING UP TO TWO REFRIGERANT LINES IF ALLOWED BY EQUIPMENT MANUFACTURER IN LIEU OF CLEVIS HANGER
  - 3 PROVIDE SIZE AND QUANTITY OF REFRIGERANT PIPES AS REQUIRED BY MANUFACTURER. INSTALL ALL REFRIGERANT PIPING PER MANUFACTURER RECOMMENDATIONS. REFRIGERANT PIPING SHALL BE ROUTED TIGHT TO DECK WHERE POSSIBLE.
  - 4 VRF PIPING SHALL BE INSTALLED EXACTLY AS DIRECTED BY MANUFACTURER. CONTRACTOR SHALL BE RESPONSIBLE FOR VERIFYING ALL INSTALLATION REQUIREMENTS.
  - 5 ROUTE VRF PIPING ABOVE AND CLEAR OF CATWALK
  - 6 MOUNT BRANCH SELECTOR 18" A.F.F.

**HENDERSON ENGINEERS**  
 8345 LENEXA DRIVE, SUITE 300  
 LENEXA, KS 66214  
 TEL 913.742.5000 FAX 913.742.5001  
 WWW.HENDERSONENGINEERS.COM  
 215004838  
 TX, CORPORATE NO. F-001236  
 EXPIRES 9/30/2023



**1 MECHANICAL PIPING PLAN - SEGMENT A**  
 1/4" = 1'-0"

**FUTURE RESTAURANT**  
 2701 Perseverance Drive  
 Austin, TX 78731

**FIELD VERIFICATION**  
 Contractor shall verify all field dimensions and conditions at the job site and notify Area Group Architects, Inc. of any dimensional errors, omissions or discrepancies before beginning or fabricating any work. Do not scale these drawings.

**COPYRIGHT**  
 Area Group Architects, Inc. shall retain all common law, statutory and other reserved rights. These drawings and related documents shall not be duplicated, disclosed or otherwise used without consent of Area Group Architects, Inc.

NO.	DATE	REMARKS
2	11/17/22	ISSUED FOR CONSTRUCTION
	06/23/22	ISSUED FOR PERMIT/BID
	06/15/22	ISSUED FOR AEBG REVIEW
	06/08/22	ISSUED FOR TAS REVIEW
	05/23/22	ISSUED FOR LANDLORD REVIEW
NO. DATE REMARKS REVISIONS		



11/21/2022

Drawing Title  
**MECHANICAL PIPING PLAN - SEGMENT A**

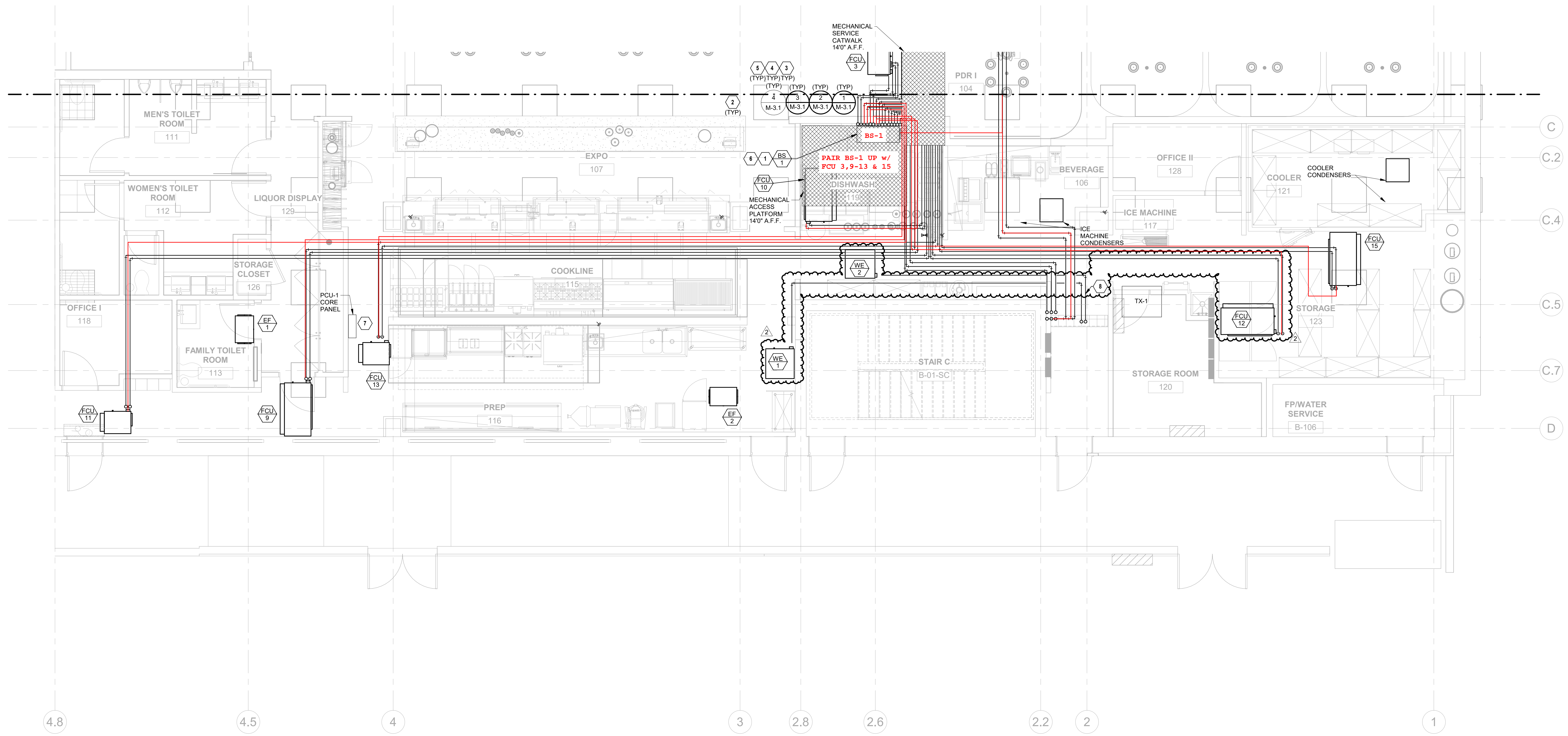
Job No. 214735  
 Drawn SK

Scale 1/4" = 1'-0"  
 Date Issue Date

Sheet No.  
**M-1.1A**

COY M. MACY  
 11/21/2022 2:45:31 PM  
 BIM 360/2714735-PERRY'S - VERB/DAD/150004838 Verdad Austin, TX MEP\_V21\_Coy/Macy.rvt

- MECHANICAL PLAN NOTES:**
1. INSTALL BRANCH SELECTORS 20'-0" A.F.F.
  2. ROUTE VRF PIPING ABOVE AND CLEAR OF CATWALK
  3. CONTRACTOR MAY USE ADJUSTABLE BAND PIPE HANGER FOR HANGING UP TO TWO REFRIGERANT LINES IF ALLOWED BY EQUIPMENT MANUFACTURER IN LIEU OF CLEVIS HANGER
  4. PROVIDE SIZE AND QUANTITY OF REFRIGERANT PIPES AS REQUIRED BY MANUFACTURER. INSTALL ALL REFRIGERANT PIPING PER MANUFACTURER RECOMMENDATIONS. REFRIGERANT PIPING SHALL BE ROUTED TIGHT TO DECK WHERE POSSIBLE.
  5. VRF PIPING SHALL BE INSTALLED EXACTLY AS DIRECTED BY MANUFACTURER. CONTRACTOR SHALL BE RESPONSIBLE FOR VERIFYING ALL INSTALLATION REQUIREMENTS.
  6. MOUNT BRANCH SELECTOR 18" A.F.F.
  7. CORE FIRE SUPPRESSION PANEL FOR PCU UNIT SHALL BE FURNISHED AND INSTALLED BY FOOD SERVICE EQUIPMENT CONTRACTOR. MECHANICAL CONTRACTOR TO COORDINATE (IN COMPLETE CONFORMANCE WITH NFPA 96, LOCAL CODES, AND SIZED TO SERVE ASSOCIATED EQUIPMENT. SEE CAPTIVEAIRE PLANS FOR SCOPE OF WORK BY DISCIPLINE. SYSTEM SHALL BE WALL MOUNTED WITH BOTTOM EDGE PANEL AT 7'-6".
  8. SINGLE LINE SHOWN FOR CLARITY.



1 MECHANICAL PIPING PLAN - SEGMENT B  
1/4" = 1'-0"

**FUTURE RESTAURANT**  
2701 Perseverance Drive  
Austin, TX 78731

**FIELD VERIFICATION**  
Contractor shall verify all figured dimensions and conditions at the job site and notify Area Group Architects, Inc. of any dimensional errors, omissions or discrepancies before beginning or fabricating any work. Do not scale these drawings.

**COPYRIGHT**  
Area Group Architects, Inc. shall retain all copyright law, statutory and other reserved rights. These drawings and related documents shall not be duplicated, disclosed or otherwise used without the consent of Area Group Architects, Inc.

NO.	DATE	REVISIONS
2	11/17/22	ISSUED FOR CONSTRUCTION
	06/23/22	ISSUED FOR PERMIT/BID
	06/15/22	ISSUED FOR AEOB REVIEW
	06/08/22	ISSUED FOR TAS REVIEW
	05/23/22	ISSUED FOR LANDLORD REVIEW



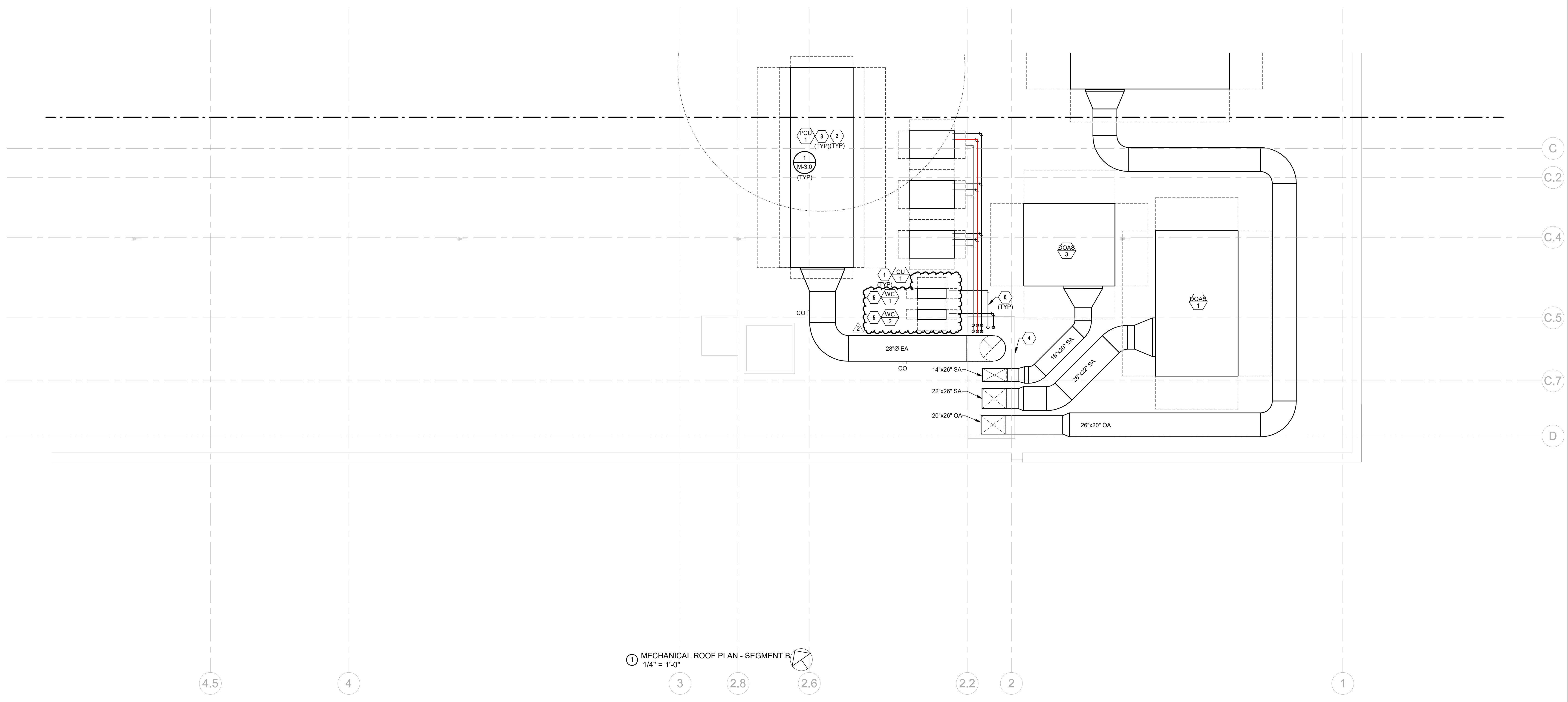
Drawing Title  
**MECHANICAL PIPING PLAN - SEGMENT B**

Job No. 214735  
Drawn SK

Scale 1/4" = 1'-0"  
Date Issue Date

Sheet No.  
**M-1.1B**

- MECHANICAL PLAN NOTES:**
- CONDENSING UNIT SHALL BE INSTALLED PER MANUFACTURER'S INSTRUCTIONS WITH THE UNIT LOCATION COORDINATED WITH ALL DISCIPLINES. PROVIDE REFRIGERANT PIPING TO EVAPORATOR SIZED AND INSTALLED PER MANUFACTURER'S REQUIREMENTS.
  - DASHED LINE INDICATES MANUFACTURER'S REQUIRED SERVICE CLEARANCES.
  - DO NOT INSTALL OUTSIDE AIR INTAKES WITHIN 10' OF EXHAUST.
  - COORDINATE WITH LANDLORD PENETRATIONS THROUGH ROOF CAP FROM DUCT SHAFT. ENSURE ENCLOSURE IS SEALED AND WATER TIGHT.
  - CONDENSING UNIT SHALL BE INSTALLED PER MANUFACTURER'S INSTRUCTIONS. COORDINATE UNIT LOCATION WITH ALL DISCIPLINES. PROVIDE REFRIGERANT PIPING TO EVAPORATOR AND INSTALL PER MANUFACTURER'S REQUIREMENTS.
  - SINGLE LINE SHOWN FOR CLARITY.



**FUTURE RESTAURANT**  
2701 Perseverance Drive  
Austin, TX 78731

**FIELD VERIFICATION**  
Contractor shall verify all figured dimensions and conditions at the job site and notify Aia Group Architects, Inc. of any dimensional errors, omissions or discrepancies before beginning or fabricating any work. Do not scale these drawings.

**COPYRIGHT**  
Aia Group Architects, Inc. shall retain all copyright law, statutory and other reserved rights. These drawings and related documents shall not be duplicated, disclosed or otherwise used without the consent of Aia Group Architects, Inc.

NO.	DATE	REVISIONS
2	11/17/22	ISSUED FOR CONSTRUCTION
1	08/18/22	PERMIT RESPONSE
	06/23/22	ISSUED FOR PERMIT/BID
	06/15/22	ISSUED FOR AEGB REVIEW
	06/08/22	ISSUED FOR TAS REVIEW
	05/23/22	ISSUED FOR LANDLORD REVIEW



Drawing Title  
**MECHANICAL ROOF PLAN - SEGMENT B**

Job No. 214735  
Drawn SK

Scale 1/4" = 1'-0"  
Date Issue Date

Sheet No.  
**M-1.2B**