FOR QUESTIONS, CALL THE
TX Louis Mechanical
REGION 109
PHONE: (512)-834-9777
EMAIL: cwy@stlouisinc.com

PATENT NUMBERS
EXHAUST HOODS ND-2/ED-2/UHD-2 (CANADA) = CA PATENT 2526435 C.

HOOD INFORMATION — JOB#5471869

HOOD NO	TAG	MODEL	MANUFACTURER	LENGTH	MAX EXHAUST TEMP	TYPE	APPLIANCE DUTY	DESIGN CFM/FT	TOTAL CFM	EXHAUST PLENUM SIZE (IN.) WIDTH	LENG	HEIGHT	DIA	CFM	VEL	SP	HOOD CONSTRUCTION	DVS TO END	HOOD CONFIG RDV
1	H1	6030 ND-2	CAPTIVEAIRE	12' -0"	600 (IEC)	I	HEAVY	230	2875				4"	12"	1437	-0.733"	430 SS WHERE EXPOSED	LEFT	ALONE
2	H2	6030 ND-2	CAPTIVEAIRE	14' 6"	600 (IEC)	I	HEAVY	200	2900				4"	12"	1450	-0.665"		RIGHT	ALONE
3	H3	6030 ND-2	CAPTIVEAIRE	19' 0"	600 (IEC)	I	HEAVY	200	3800				4"	14"	2000	1875	-0.895"	LEFT	ALONE
4	H4	6030 ND-2	CAPTIVEAIRE	7' 3"	600 (IEC)	I	HEAVY	200	1450				4"	12"	1450	1845	-0.665"	RIGHT	ALONE

HOOD INFORMATION

HOOD NO	TAG	TYPE	FILTER(S) QTY	HEIGHT	LENGTH	EFFICIENCY # ? MICRONS	LIGHT(S) QTY	TYPE	WIRE GUARD	LOCATION	SIZE	UTILITY CONNECTION FIRE SYSTEM TYPE	FIRE SYSTEM SIZE	ELECTRICAL MODEL #	SWITCHES QUANTITY	PIPE SYSTEM PIPING	HOOD MANIFOLD WEIGHT
1	H1	CAPTRATE SOLO FILTER	9	20"	16"	95% SEE FILTER SPEC	4	RECESSED ROUND	NO							YES	693 LBS
2	H2	CAPTRATE SOLO FILTER	10	20"	16"	95% SEE FILTER SPEC	4	RECESSED ROUND	NO	RIGHT	12"x60"x30"	TANK FS	4.0/4.0/4.0/4.0			YES	1202 LBS
3	H3	CAPTRATE SOLO FILTER	7	20"	16"	95% SEE FILTER SPEC	3	RECESSED ROUND	NO							YES	750 LBS
4	H4	CAPTRATE SOLO FILTER	5	20"	16"	95% SEE FILTER SPEC	2	RECESSED ROUND	NO	RIGHT	12"x60"x30"	TANK FS	4.0/4.0	DCV-1031	1 LIGHT 1 FAN	YES	866 LBS

HOOD OPTIONS

HOOD NO	TAG	OPTION
1	H1	FIELD WRAPPER 18.00" HIGH FRONT, LEFT.
		BALANCE DAMPERS
		STRUCTURAL FRONT PANEL.
		RDV2R SENSOR INSTALL 63N PLEN.
		LEFT VERTICAL END PANEL. 27" TOP WIDTH, 21" BOTTOM WIDTH, 80" HIGH INSULATED 430 SS
2	H2	FIELD WRAPPER 18.00" HIGH FRONT, RIGHT.
		BALANCE DAMPERS
		STRUCTURAL FRONT PANEL.
		RDV2R SENSOR INSTALL 63N PLEN.
3	H3	FIELD WRAPPER 18.00" HIGH FRONT, LEFT.
		BALANCE DAMPERS
		LEFT VERTICAL END PANEL. 27" TOP WIDTH, 21" BOTTOM WIDTH, 80" HIGH INSULATED 430 SS
4	H4	FIELD WRAPPER 18.00" HIGH FRONT, RIGHT.
		BALANCE DAMPERS
		RDV2R SENSOR INSTALL 63N PLEN.

SPECIFICATION: CAPTRATE® GREASE-STOP® SOLO FILTER

THE CAPTRATE GREASE-STOP SOLO FILTER IS A SINGLE-STAGE FILTER FEATURING A UNIQUE S-BAFFLE DESIGN IN CONJUNCTION WITH A SLOTTED REAR BAFFLE DESIGN, TO DELIVER EXCEPTIONAL FILTRATION EFFICIENCY.


FILTER IS STAINLESS STEEL CONSTRUCTION, AND SIZED TO FIT INTO STANDARD 20" X 16" FILTER RACK OPENINGS.

UNITS SHALL INCLUDE STAINLESS STEEL HANDLES AND A FASTENING DEVICE TO SECURE THE TWO COMPONENTS WHEN ASSEMBLED.

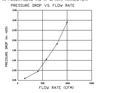
GREASE EXTRACTION EFFICIENCY PERFORMANCE SHALL REMOVE AT LEAST 75% OF GREASE PARTICLES 4 MICRONS AND LARGER WHEN TESTED USING PROPELLER-TYPE HOODS AND FANSDESIGNED TO THE CORRESPONDING PRESSURE DROP NOT TO EXCEED 0.8 INCHES OF WATER GAUGE.

THE CAPTRATE GREASE-STOP SOLO WAS TESTED TO ASTM STANDARD ASTM F1925-09, MANUFACTURER APPROVED FOR USE IN SOLID FUEL APPLICATIONS AS A SPARK ARRESTER.

EFFICIENCY VS PARTICLE DIAMETER



PRESSURE DROP VS. FLOW RATE



CAPTRATE FILTERS ARE BUILT IN COMPLIANCE WITH:
NSF STANDARD 50
NSF STANDARD 80
UL STANDARD 900A
2018 IFC & IMC CODE (IMC)
ULC-S649

GREASE DUCT & CHIMNEY SPECIFICATIONS:
PROVIDE GREASE DUCT EQUAL TO CAPTIVEAIRE SYSTEMS MODEL "DW" ROUND 20 GAUGE 430 STAINLESS STEEL DUCTWORK. MODEL "DW" IS LISTED TO UL-1978 AND IS INSTALLED USING "V" CLAMP LOCKING CONNECTIONS SEALED WITH 3M FIRE BARRIER 2000 PLUS. MODEL "DW" DOES NOT REQUIRE WELDING PROVIDING IT HAS BEEN INSTALLED PER THE MANUFACTURERS INSTALLATION GUIDE.
PROVIDE RATED ACCESS DOORS AT EVERY CHANGE IN DIRECTION AND EVERY 12' ON CENTER PER MANUFACTURES LISTING MODEL "DW" HORIZONTAL RUNS LESS THAN 75 FT. CAN BE SLOPED 1/16" PER 12". HORIZONTAL RUNS MORE THAN 75 FT. CAN BE SLOPED 2/16" PER 12". DUCT SHOULD BE SLOPED AS MUCH AS POSSIBLE TO REDUCE THE CHANCE OF GREASE ACCUMULATION IN HORIZONTAL RUNS.

IF THE DUCT OR CHIMNEY IS WITHIN 18 INCHES OF COMBUSTIBLE MATERIAL, PROVIDE UL-2221 OR UL-103 HT LISTED DOUBLE WALL GREASE DUCT OR DOUBLE WALL CHIMNEY EQUAL TO CAPTIVEAIRE SYSTEMS MODEL "DW"- 2R, 2R TYPE HT, 3R, OR 32" ROUND 20 GAUGE 430 STAINLESS INNER DUCT INSULATED WITH A 24 GAUGE 430 STAINLESS OUTER SHELL.

CAPTIVEAIRE SYSTEMS RECOMMENDS THE USE OF LISTED, PRE-FABRICATED ROUND GREASE EXHAUST DUCT TO REDUCE STATIC PRESSURE IN THE SYSTEM, MINIMIZE INSTALLATION AND INSPECTION TIMES, AND ENSURE DUCT IS LIQUID TIGHT

HVAC DISTRIBUTION NOTE

HIGH VELOCITY DIFFUSERS OR HVAC RETURNS SHOULD NOT BE PLACED WITHIN TEN (10) FEET OF THE EXHAUST HOOD. PERFORATED DIFFUSERS ARE RECOMMENDED.

VERIFY CEILING HEIGHT

___' - ___"

HEIGHT REQUIRED TO VERIFY THAT HOOD FITS SPACE AND TO SIZE THE ENCLOSURE PANELS

CUSTOMER APPROVAL TO MANUFACTURE:

APPROVED AS NOTED ☐
APPROVED WITH NO EXCEPTION TAKEN ☐
REVISE AND RESUBMIT ☐
SIGNATURE _____
YOUR TITLE _____ DATE _____

REVISIONS

	DESCRIPTION	DATE
1		
2		
3		
4		
5		

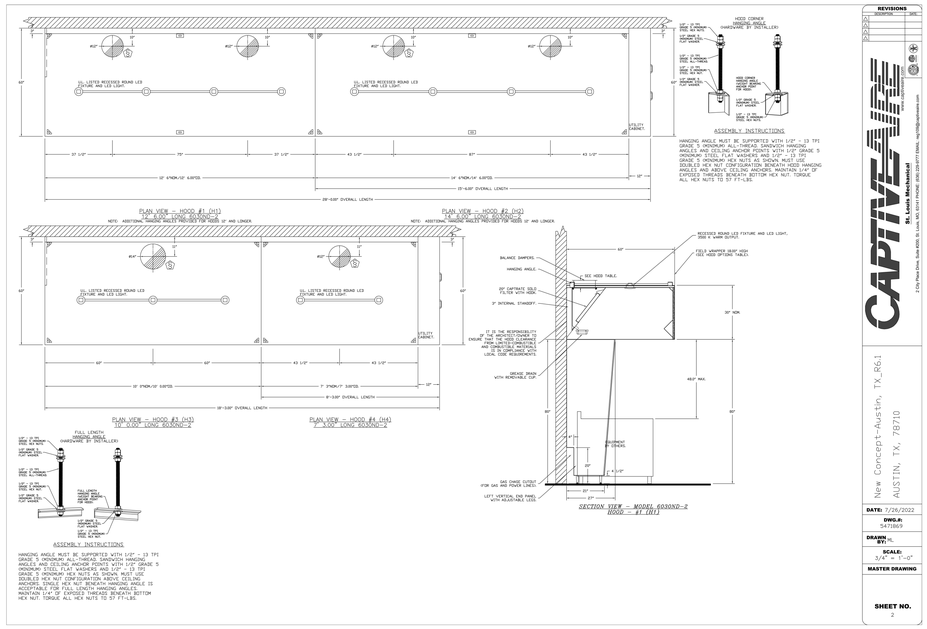
CAPTIVEAIRE
2 City Place Drive, Suite 600, St. Louis, MO, 63141 PHONE: (800) 329-9777 EMAIL: mg10@captiveaire.com
www.captiveaire.com

St. Louis Mechanical

New Concept-Austin, TX_R61
AUSTIN, TX, 78710

DATE: 7/26/2022
DWG.# 5471869
DRAWN BY: ML
SCALE: 3/4" = 1'-0"
MASTER DRAWING

SHEET NO. 1



SECTION 23 38 13 13

SPECIFICATIONS
TAG Commercial Kitchen Ventilation Hoods, Listed Commercial Kitchen Hoods

PART 1 - GENERAL

1.1 SUMMARY

A. The ND2 series is a Type I, wall canopy hood for use over 600°F cooking surface temperatures. The aerodynamic design includes a mechanical baffle and performance enhancing lip for exceptional capture and containment.

B. The hood shall have the size, shape, and performance specified on drawings.

1.2 SUBMITTALS

A. The manufacturer assumes no liability for the use or results of use from this document. Specifications are to be reviewed by the engineer to confirm the projects requirements and meet Federal, State, and Local codes and regulations.

B. As the manufacturer continues product development, it reserves the right to change design and specifications without notice.

C. The manufacturer shall supply complete computer generated submittal drawings, including hood section view(s) and hood plan view(s). These drawings must be available to the engineer, architect, and owner for their use in construction, operation, and maintenance.

1.3 QUALITY ASSURANCE

A. This hood is ETL-listed to standard UL710, ULC710, and ULC-S646 when installed in accordance with these installation instructions and National Fire Protection Association Standard NFPA 96, Standard for Ventilation Control and Fire Protection of Commercial Cooking Operations.

B. Built-in compliance with NSF/ANSI Standard 2.

C. The hood shall be ETL Listed as:
1. "Exhaust Hood Without Exhaust Dumper."
2. ETL Sanitation Listed and built in accordance with NFPA 96.
3. The ETL label shall list temperature rating(s) and minimum CFM/Ft rating(s).

1.4 WARRANTY

A. All units shall be provided with the following standard warranty:
1. This equipment is warranted to be free from defects in materials and workmanship, under normal use and service, for a period of 2-years from date of shipment.

B. The manufacturer shall not be liable for incidental and consequential losses and damages potentially attributable to nonfunctioning equipment. Should any part of the equipment prove to be defective within the warranty period, and after the part has been subject to examination by the manufacturer, such part will be repaired or replaced by manufacturer at no charge. The buyer shall pay all labor charges for removal, installation, and freight for replacement. Equipment shall not be returned without manufacturer's prior authorization, and all returned equipment shall be shipped by the buyer, freight prepaid to a destination determined by the manufacturer.

C. Refer to Manufacturer's Operation, Installation, and Maintenance (OEM) Manual for detailed descriptions of what is/is not covered and contact information for warranty claims.

PART 2 - PRODUCTS

2.1 GENERAL

A. Construction shall be dependent on the structural application to minimize distortion and other defects. All seams, joints, and penetrations of the hood enclosure to the lower outermost perimeter, which directs and captures grease-laden vapor and exhaust gases, shall have a liquid-tight continuous external weld in accordance with NFPA 96.

B. Duct sizes, CFM, and static pressure requirements shall be as shown on drawings. Static pressure requirements shall be precise and accurate; or velocity and volume information shall be accurate within 1-ft increments along the length of the ventilator.

2.2 CONSTRUCTION

A. Construction shall be type 430 stainless steel.

B. Double wall insulated front to eliminate condensation and increase rigidity on wide sizes. The insulation shall have a flexural modulus of 475 EI, meet UL 181 requirements and be in accordance with NFPA 90A and 90B.

C. Hood shall be equipped with a minimum of four connections for hanger rods. Hood lengths greater than 12' will have added hangers.

D. Exhaust duct collar to be 4"high with flange.

E. The grease drain system shall be an enclosed integral part of the hood back and have slopes with an exposed, removable 1/2 grease cup to facilitate cleaning.

F. An integral baffle to direct grease laden vapors toward the exhaust filter bank.

G. Hood shall be furnished with UL classified filters, supplied in size and quantity as required by ventilator.

H. All seams shall be welded and have stainless steel on exposed surfaces.

2.3 LIGHTING

A. Recessed round LED fixture and LED light, 3500K Warm output.

2.4 FILTERS

A. Stainless Steel Captrate Solo Filter with hook, ETL Listed. Filtration shall be 95% efficiency @55 efficient at 9 microns, 76% efficient at 5 microns.

2.5 OPTIONS

A. Fire Suppression System UL 300 fire suppression system.

B. Hood Mounted Utility Cabinet - Cabinet can store listed fire suppression system, listed components, pre-wired electrical controls.

2.6 ACCESSORIES

A. Balance Damper - Used to manually balance exhaust flow rate. Installed in hood plenum.

B. End Panel(s) maximize hood performance and eliminate the effects of cross drafts in the kitchen. Units constructed of stainless steel and sized according to hood width and cooking equipment. Exposed edges hemmed for safety and rigidity. Selected panels:
1. Vertical End Panel

C. Wrapper(s) may be installed from the factory or field installed Wrapper(s) selected
1. Wrapper

D. Miscellaneous option(s) selected
1. Riser Sensor Install -Sensor set-up for 6"plenum.
2. Structural Front Panel -Front panel made with 18 gauge material.

PART 3 - EXECUTION

3.1 EXAMINATION

A. Examine areas and conditions under which the system is installed. Do not proceed with work until unsatisfactory conditions have been corrected in a manner acceptable to Installer.

3.2 INSTALLATION

A. Install in accordance with manufacturer's instructions, drawings, written specifications, manufacturer's installation manual, and all applicable building codes.

REVISIONS

	DESCRIPTION	DATE
1		
2		
3		
4		
5		

CAPTIVEAIRE
2 City Place Drive, Suite 600, St. Louis, MO, 63141 PHONE: (800) 329-9777 EMAIL: mg10@captiveaire.com
www.captiveaire.com

St. Louis Mechanical

New Concept-Austin, TX_R61
AUSTIN, TX, 78710

DATE: 7/26/2022
DWG.# 5471869
DRAWN BY: ML
SCALE: 3/4" = 1'-0"
MASTER DRAWING

SHEET NO. 4

NOTE:
THE DOCUMENTATION CONTAINED ON THIS SHEET WAS NOT PREPARED BY HENDERSON ENGINEERS AND IS INCLUDED IN THIS SET FOR REFERENCE ONLY. HENDERSON ENGINEERS REVIEWED THE DOCUMENTATION ON THIS SHEET FOR GENERAL COMPLIANCE WITH DESIGN INTENT. SUPPLIER IS RESPONSIBLE THAT ALL FURNISHED EQUIPMENT ON THIS SHEET COMPLIES WITH APPLICABLE LOCAL, STATE, AND FEDERAL LAWS, CODES, AND REGULATIONS.

FUTURE RESTAURANT

2701 Perseverance Drive
Austin, TX 78731

FIELD VERIFICATION
Contractor shall verify all figured dimensions and conditions at the job site and notify Aria Group Architects, Inc. of any dimensional errors, omissions or discrepancies before beginning or fabricating any work. Do not scale these drawings.

COPYRIGHT
Aria Group Architects, Inc. shall retain all common law, statutory and other reserved rights. These drawings and related documents shall not be duplicated, disclosed or otherwise without written consent of Aria Group Architects, Inc.

NO.	DATE	REMARKS
2	11/17/22	ISSUED FOR CONSTRUCTION
1	08/18/22	PERMIT RESPONSE
	06/23/22	ISSUED FOR PERMIT/BID
	06/15/22	ISSUED FOR AEGB REVIEW
	06/08/22	ISSUED FOR TAS REVIEW
	05/23/22	ISSUED FOR LANDLORD REVIEW

REVISIONS

Drawing Title
CAPTIVEAIRE DRAWINGS

Job No. 214735
Drawn
Scale
Date Issue Date

Sheet No.
M-6.0

11/21/2022 2:31:45 PM BIM 360://214735-PERRYS - VERDAD/21500048398 Verdad Austin, TX MEP v21_Coy.Macy.rvt

DISHWASHER EXHAUST SYSTEMS SECTION 99410
FOR CORE Fire Protection

PART 1 - GENERAL

1.1 SUMMARY

A. The CORE Fire Protection Contractor shall work together with Captive-Aire Systems to provide a complete exhaust system as specified herein.

1.2 SUBMITTALS

A. Submit product data for each piece of equipment and accessory to be furnished under this section. Include dimensions, weights, capacities, ratings, fan performance curves, and electrical characteristics.

B. Submit shop drawings for the work of this section. Include plans, elevations, sections, and details of hoods and ductwork. Indicate clearances to combustible materials, and show coordination with adjacent work.

C. Submit manufacturer's installation instructions for each piece of equipment furnished under this section. Include setting plans, templates, and anchorage requirements.

D. Submit operation and maintenance data for each piece of equipment furnished under this section. Include instructions for lubrication, adjustment, and troubleshooting, parts lists, and recommended spare parts.

E. Submit certificates of compliance with applicable codes and standards.

F. Submit manufacturer's certification that equipment furnished under this section complies with the requirements of the contract documents.

G. Submit manufacturer's certification that equipment furnished under this section has been installed in accordance with the manufacturer's instructions and applicable codes and standards.

H. Submit manufacturer's certification that equipment furnished under this section has been tested in accordance with the manufacturer's instructions and applicable codes and standards.

I. Submit manufacturer's certification that equipment furnished under this section has been inspected by the manufacturer's representative and is ready for use.

J. Submit manufacturer's certification that equipment furnished under this section has been started in accordance with the manufacturer's instructions and applicable codes and standards.

K. Submit manufacturer's certification that equipment furnished under this section has been adjusted and balanced in accordance with the manufacturer's instructions and applicable codes and standards.

L. Submit manufacturer's certification that equipment furnished under this section has been commissioned in accordance with the manufacturer's instructions and applicable codes and standards.

M. Submit manufacturer's certification that equipment furnished under this section has been operated for the first time in accordance with the manufacturer's instructions and applicable codes and standards.

N. Submit manufacturer's certification that equipment furnished under this section has been maintained in accordance with the manufacturer's instructions and applicable codes and standards.

O. Submit manufacturer's certification that equipment furnished under this section has been repaired in accordance with the manufacturer's instructions and applicable codes and standards.

P. Submit manufacturer's certification that equipment furnished under this section has been replaced in accordance with the manufacturer's instructions and applicable codes and standards.

Q. Submit manufacturer's certification that equipment furnished under this section has been removed in accordance with the manufacturer's instructions and applicable codes and standards.

R. Submit manufacturer's certification that equipment furnished under this section has been disposed of in accordance with the manufacturer's instructions and applicable codes and standards.

S. Submit manufacturer's certification that equipment furnished under this section has been recycled in accordance with the manufacturer's instructions and applicable codes and standards.

T. Submit manufacturer's certification that equipment furnished under this section has been reused in accordance with the manufacturer's instructions and applicable codes and standards.

U. Submit manufacturer's certification that equipment furnished under this section has been refurbished in accordance with the manufacturer's instructions and applicable codes and standards.

V. Submit manufacturer's certification that equipment furnished under this section has been remanufactured in accordance with the manufacturer's instructions and applicable codes and standards.

W. Submit manufacturer's certification that equipment furnished under this section has been rebuilt in accordance with the manufacturer's instructions and applicable codes and standards.

X. Submit manufacturer's certification that equipment furnished under this section has been overhauled in accordance with the manufacturer's instructions and applicable codes and standards.

Y. Submit manufacturer's certification that equipment furnished under this section has been serviced in accordance with the manufacturer's instructions and applicable codes and standards.

Z. Submit manufacturer's certification that equipment furnished under this section has been inspected in accordance with the manufacturer's instructions and applicable codes and standards.

AA. Submit manufacturer's certification that equipment furnished under this section has been tested in accordance with the manufacturer's instructions and applicable codes and standards.

BB. Submit manufacturer's certification that equipment furnished under this section has been started in accordance with the manufacturer's instructions and applicable codes and standards.

CC. Submit manufacturer's certification that equipment furnished under this section has been adjusted and balanced in accordance with the manufacturer's instructions and applicable codes and standards.

DD. Submit manufacturer's certification that equipment furnished under this section has been commissioned in accordance with the manufacturer's instructions and applicable codes and standards.

EE. Submit manufacturer's certification that equipment furnished under this section has been operated for the first time in accordance with the manufacturer's instructions and applicable codes and standards.

FF. Submit manufacturer's certification that equipment furnished under this section has been maintained in accordance with the manufacturer's instructions and applicable codes and standards.

GG. Submit manufacturer's certification that equipment furnished under this section has been repaired in accordance with the manufacturer's instructions and applicable codes and standards.

HH. Submit manufacturer's certification that equipment furnished under this section has been replaced in accordance with the manufacturer's instructions and applicable codes and standards.

II. Submit manufacturer's certification that equipment furnished under this section has been removed in accordance with the manufacturer's instructions and applicable codes and standards.

JJ. Submit manufacturer's certification that equipment furnished under this section has been disposed of in accordance with the manufacturer's instructions and applicable codes and standards.

KK. Submit manufacturer's certification that equipment furnished under this section has been recycled in accordance with the manufacturer's instructions and applicable codes and standards.

LL. Submit manufacturer's certification that equipment furnished under this section has been reused in accordance with the manufacturer's instructions and applicable codes and standards.

MM. Submit manufacturer's certification that equipment furnished under this section has been refurbished in accordance with the manufacturer's instructions and applicable codes and standards.

NN. Submit manufacturer's certification that equipment furnished under this section has been remanufactured in accordance with the manufacturer's instructions and applicable codes and standards.

OO. Submit manufacturer's certification that equipment furnished under this section has been rebuilt in accordance with the manufacturer's instructions and applicable codes and standards.

PP. Submit manufacturer's certification that equipment furnished under this section has been overhauled in accordance with the manufacturer's instructions and applicable codes and standards.

QQ. Submit manufacturer's certification that equipment furnished under this section has been serviced in accordance with the manufacturer's instructions and applicable codes and standards.

RR. Submit manufacturer's certification that equipment furnished under this section has been inspected in accordance with the manufacturer's instructions and applicable codes and standards.

SS. Submit manufacturer's certification that equipment furnished under this section has been tested in accordance with the manufacturer's instructions and applicable codes and standards.

TT. Submit manufacturer's certification that equipment furnished under this section has been started in accordance with the manufacturer's instructions and applicable codes and standards.

UU. Submit manufacturer's certification that equipment furnished under this section has been adjusted and balanced in accordance with the manufacturer's instructions and applicable codes and standards.

VV. Submit manufacturer's certification that equipment furnished under this section has been commissioned in accordance with the manufacturer's instructions and applicable codes and standards.

WW. Submit manufacturer's certification that equipment furnished under this section has been operated for the first time in accordance with the manufacturer's instructions and applicable codes and standards.

XX. Submit manufacturer's certification that equipment furnished under this section has been maintained in accordance with the manufacturer's instructions and applicable codes and standards.

YY. Submit manufacturer's certification that equipment furnished under this section has been repaired in accordance with the manufacturer's instructions and applicable codes and standards.

ZZ. Submit manufacturer's certification that equipment furnished under this section has been replaced in accordance with the manufacturer's instructions and applicable codes and standards.

AAA. Submit manufacturer's certification that equipment furnished under this section has been removed in accordance with the manufacturer's instructions and applicable codes and standards.

BBB. Submit manufacturer's certification that equipment furnished under this section has been disposed of in accordance with the manufacturer's instructions and applicable codes and standards.

CCC. Submit manufacturer's certification that equipment furnished under this section has been recycled in accordance with the manufacturer's instructions and applicable codes and standards.

DDD. Submit manufacturer's certification that equipment furnished under this section has been reused in accordance with the manufacturer's instructions and applicable codes and standards.

EEE. Submit manufacturer's certification that equipment furnished under this section has been refurbished in accordance with the manufacturer's instructions and applicable codes and standards.

FFF. Submit manufacturer's certification that equipment furnished under this section has been remanufactured in accordance with the manufacturer's instructions and applicable codes and standards.

GGG. Submit manufacturer's certification that equipment furnished under this section has been rebuilt in accordance with the manufacturer's instructions and applicable codes and standards.

HHH. Submit manufacturer's certification that equipment furnished under this section has been overhauled in accordance with the manufacturer's instructions and applicable codes and standards.

III. Submit manufacturer's certification that equipment furnished under this section has been serviced in accordance with the manufacturer's instructions and applicable codes and standards.

JJJ. Submit manufacturer's certification that equipment furnished under this section has been inspected in accordance with the manufacturer's instructions and applicable codes and standards.

KKK. Submit manufacturer's certification that equipment furnished under this section has been tested in accordance with the manufacturer's instructions and applicable codes and standards.

LLL. Submit manufacturer's certification that equipment furnished under this section has been started in accordance with the manufacturer's instructions and applicable codes and standards.

MMM. Submit manufacturer's certification that equipment furnished under this section has been adjusted and balanced in accordance with the manufacturer's instructions and applicable codes and standards.

NNN. Submit manufacturer's certification that equipment furnished under this section has been commissioned in accordance with the manufacturer's instructions and applicable codes and standards.

OOO. Submit manufacturer's certification that equipment furnished under this section has been operated for the first time in accordance with the manufacturer's instructions and applicable codes and standards.

PPP. Submit manufacturer's certification that equipment furnished under this section has been maintained in accordance with the manufacturer's instructions and applicable codes and standards.

QQQ. Submit manufacturer's certification that equipment furnished under this section has been repaired in accordance with the manufacturer's instructions and applicable codes and standards.

RRR. Submit manufacturer's certification that equipment furnished under this section has been replaced in accordance with the manufacturer's instructions and applicable codes and standards.

SSS. Submit manufacturer's certification that equipment furnished under this section has been removed in accordance with the manufacturer's instructions and applicable codes and standards.

TTT. Submit manufacturer's certification that equipment furnished under this section has been disposed of in accordance with the manufacturer's instructions and applicable codes and standards.

UUU. Submit manufacturer's certification that equipment furnished under this section has been recycled in accordance with the manufacturer's instructions and applicable codes and standards.

VVV. Submit manufacturer's certification that equipment furnished under this section has been reused in accordance with the manufacturer's instructions and applicable codes and standards.

WWW. Submit manufacturer's certification that equipment furnished under this section has been refurbished in accordance with the manufacturer's instructions and applicable codes and standards.

XXX. Submit manufacturer's certification that equipment furnished under this section has been remanufactured in accordance with the manufacturer's instructions and applicable codes and standards.

YYY. Submit manufacturer's certification that equipment furnished under this section has been rebuilt in accordance with the manufacturer's instructions and applicable codes and standards.

ZZZ. Submit manufacturer's certification that equipment furnished under this section has been overhauled in accordance with the manufacturer's instructions and applicable codes and standards.

AAAA. Submit manufacturer's certification that equipment furnished under this section has been serviced in accordance with the manufacturer's instructions and applicable codes and standards.

BBBB. Submit manufacturer's certification that equipment furnished under this section has been inspected in accordance with the manufacturer's instructions and applicable codes and standards.

CCCC. Submit manufacturer's certification that equipment furnished under this section has been tested in accordance with the manufacturer's instructions and applicable codes and standards.

DDDD. Submit manufacturer's certification that equipment furnished under this section has been started in accordance with the manufacturer's instructions and applicable codes and standards.

EEEE. Submit manufacturer's certification that equipment furnished under this section has been adjusted and balanced in accordance with the manufacturer's instructions and applicable codes and standards.

FFFF. Submit manufacturer's certification that equipment furnished under this section has been commissioned in accordance with the manufacturer's instructions and applicable codes and standards.

GGGG. Submit manufacturer's certification that equipment furnished under this section has been operated for the first time in accordance with the manufacturer's instructions and applicable codes and standards.

HHHH. Submit manufacturer's certification that equipment furnished under this section has been maintained in accordance with the manufacturer's instructions and applicable codes and standards.

IIII. Submit manufacturer's certification that equipment furnished under this section has been repaired in accordance with the manufacturer's instructions and applicable codes and standards.

JJJJ. Submit manufacturer's certification that equipment furnished under this section has been replaced in accordance with the manufacturer's instructions and applicable codes and standards.

KKKK. Submit manufacturer's certification that equipment furnished under this section has been removed in accordance with the manufacturer's instructions and applicable codes and standards.

LLLL. Submit manufacturer's certification that equipment furnished under this section has been disposed of in accordance with the manufacturer's instructions and applicable codes and standards.

MMMM. Submit manufacturer's certification that equipment furnished under this section has been recycled in accordance with the manufacturer's instructions and applicable codes and standards.

NNNN. Submit manufacturer's certification that equipment furnished under this section has been reused in accordance with the manufacturer's instructions and applicable codes and standards.

OOOO. Submit manufacturer's certification that equipment furnished under this section has been refurbished in accordance with the manufacturer's instructions and applicable codes and standards.

PPPP. Submit manufacturer's certification that equipment furnished under this section has been remanufactured in accordance with the manufacturer's instructions and applicable codes and standards.

QQQQ. Submit manufacturer's certification that equipment furnished under this section has been rebuilt in accordance with the manufacturer's instructions and applicable codes and standards.

RRRR. Submit manufacturer's certification that equipment furnished under this section has been overhauled in accordance with the manufacturer's instructions and applicable codes and standards.

SSSS. Submit manufacturer's certification that equipment furnished under this section has been serviced in accordance with the manufacturer's instructions and applicable codes and standards.

TTTT. Submit manufacturer's certification that equipment furnished under this section has been inspected in accordance with the manufacturer's instructions and applicable codes and standards.

UUUU. Submit manufacturer's certification that equipment furnished under this section has been tested in accordance with the manufacturer's instructions and applicable codes and standards.

VVVV. Submit manufacturer's certification that equipment furnished under this section has been started in accordance with the manufacturer's instructions and applicable codes and standards.

WWWW. Submit manufacturer's certification that equipment furnished under this section has been adjusted and balanced in accordance with the manufacturer's instructions and applicable codes and standards.

XXXX. Submit manufacturer's certification that equipment furnished under this section has been commissioned in accordance with the manufacturer's instructions and applicable codes and standards.

YYYY. Submit manufacturer's certification that equipment furnished under this section has been operated for the first time in accordance with the manufacturer's instructions and applicable codes and standards.

ZZZZ. Submit manufacturer's certification that equipment furnished under this section has been maintained in accordance with the manufacturer's instructions and applicable codes and standards.

AAAAA. Submit manufacturer's certification that equipment furnished under this section has been repaired in accordance with the manufacturer's instructions and applicable codes and standards.

BBBBB. Submit manufacturer's certification that equipment furnished under this section has been replaced in accordance with the manufacturer's instructions and applicable codes and standards.

CCCCC. Submit manufacturer's certification that equipment furnished under this section has been removed in accordance with the manufacturer's instructions and applicable codes and standards.

DDDDD. Submit manufacturer's certification that equipment furnished under this section has been disposed of in accordance with the manufacturer's instructions and applicable codes and standards.

EEEEE. Submit manufacturer's certification that equipment furnished under this section has been recycled in accordance with the manufacturer's instructions and applicable codes and standards.

FFFFF. Submit manufacturer's certification that equipment furnished under this section has been reused in accordance with the manufacturer's instructions and applicable codes and standards.

GGGGG. Submit manufacturer's certification that equipment furnished under this section has been refurbished in accordance with the manufacturer's instructions and applicable codes and standards.

HHHHH. Submit manufacturer's certification that equipment furnished under this section has been remanufactured in accordance with the manufacturer's instructions and applicable codes and standards.

IIIII. Submit manufacturer's certification that equipment furnished under this section has been rebuilt in accordance with the manufacturer's instructions and applicable codes and standards.

JJJJJ. Submit manufacturer's certification that equipment furnished under this section has been overhauled in accordance with the manufacturer's instructions and applicable codes and standards.

KKKKK. Submit manufacturer's certification that equipment furnished under this section has been serviced in accordance with the manufacturer's instructions and applicable codes and standards.

LLLLL. Submit manufacturer's certification that equipment furnished under this section has been inspected in accordance with the manufacturer's instructions and applicable codes and standards.

MMMMM. Submit manufacturer's certification that equipment furnished under this section has been tested in accordance with the manufacturer's instructions and applicable codes and standards.

NNNNN. Submit manufacturer's certification that equipment furnished under this section has been started in accordance with the manufacturer's instructions and applicable codes and standards.

OOOOO. Submit manufacturer's certification that equipment furnished under this section has been adjusted and balanced in accordance with the manufacturer's instructions and applicable codes and standards.

PPPPP. Submit manufacturer's certification that equipment furnished under this section has been commissioned in accordance with the manufacturer's instructions and applicable codes and standards.

QQQQQ. Submit manufacturer's certification that equipment furnished under this section has been operated for the first time in accordance with the manufacturer's instructions and applicable codes and standards.

RRRRR. Submit manufacturer's certification that equipment furnished under this section has been maintained in accordance with the manufacturer's instructions and applicable codes and standards.

SSSSS. Submit manufacturer's certification that equipment furnished under this section has been repaired in accordance with the manufacturer's instructions and applicable codes and standards.

TTTTT. Submit manufacturer's certification that equipment furnished under this section has been replaced in accordance with the manufacturer's instructions and applicable codes and standards.

UUUUU. Submit manufacturer's certification that equipment furnished under this section has been removed in accordance with the manufacturer's instructions and applicable codes and standards.

VVVVV. Submit manufacturer's certification that equipment furnished under this section has been disposed of in accordance with the manufacturer's instructions and applicable codes and standards.

WWWWW. Submit manufacturer's certification that equipment furnished under this section has been recycled in accordance with the manufacturer's instructions and applicable codes and standards.

XXXXX. Submit manufacturer's certification that equipment furnished under this section has been reused in accordance with the manufacturer's instructions and applicable codes and standards.

YYYYY. Submit manufacturer's certification that equipment furnished under this section has been refurbished in accordance with the manufacturer's instructions and applicable codes and standards.

ZZZZZ. Submit manufacturer's certification that equipment furnished under this section has been remanufactured in accordance with the manufacturer's instructions and applicable codes and standards.

AAAAAA. Submit manufacturer's certification that equipment furnished under this section has been rebuilt in accordance with the manufacturer's instructions and applicable codes and standards.

BBBBBB. Submit manufacturer's certification that equipment furnished under this section has been overhauled in accordance with the manufacturer's instructions and applicable codes and standards.

CCCCCC. Submit manufacturer's certification that equipment furnished under this section has been serviced in accordance with the manufacturer's instructions and applicable codes and standards.

DDDDDD. Submit manufacturer's certification that equipment furnished under this section has been inspected in accordance with the manufacturer's instructions and applicable codes and standards.

EEEEEE. Submit manufacturer's certification that equipment furnished under this section has been tested in accordance with the manufacturer's instructions and applicable codes and standards.

FFFFFF. Submit manufacturer's certification that equipment furnished under this section has been started in accordance with the manufacturer's instructions and applicable codes and standards.

GGGGGG. Submit manufacturer's certification that equipment furnished under this section has been adjusted and balanced in accordance with the manufacturer's instructions and applicable codes and standards.

HHHHHH. Submit manufacturer's certification that equipment furnished under this section has been commissioned in accordance with the manufacturer's instructions and applicable codes and standards.

IIIIII. Submit manufacturer's certification that equipment furnished under this section has been operated for the first time in accordance with the manufacturer's instructions and applicable codes and standards.

JJJJJJ. Submit manufacturer's certification that equipment furnished under this section has been maintained in accordance with the manufacturer's instructions and applicable codes and standards.

KKKKKK. Submit manufacturer's certification that equipment furnished under this section has been repaired in accordance with the manufacturer's instructions and applicable codes and standards.

LLLLLL. Submit manufacturer's certification that equipment furnished under this section has been replaced in accordance with the manufacturer's instructions and applicable codes and standards.

MMMMMM. Submit manufacturer's certification that equipment furnished under this section has been removed in accordance with the manufacturer's instructions and applicable codes and standards.

NNNNNN. Submit manufacturer's certification that equipment furnished under this section has been disposed of in accordance with the manufacturer's instructions and applicable codes and standards.

OOOOOO. Submit manufacturer's certification that equipment furnished under this section has been recycled in accordance with the manufacturer's instructions and applicable codes and standards.

PPPPPP. Submit manufacturer's certification that equipment furnished under this section has been reused in accordance with the manufacturer's instructions and applicable codes and standards.

QQQQQQ. Submit manufacturer's certification that equipment furnished under this section has been refurbished in accordance with the manufacturer's instructions and applicable codes and standards.

RRRRRR. Submit manufacturer's certification that equipment furnished under this section has been remanufactured in accordance with the manufacturer's instructions and applicable codes and standards.

SSSSSS. Submit manufacturer's certification that equipment furnished under this section has been rebuilt in accordance with the manufacturer's instructions and applicable codes and standards.

TTTTTT. Submit manufacturer's certification that equipment furnished under this section has been overhauled in accordance with the manufacturer's instructions and applicable codes and standards.

UUUUUU. Submit manufacturer's certification that equipment furnished under this section has been serviced in accordance with the manufacturer's instructions and applicable codes and standards.

VVVVVV. Submit manufacturer's certification that equipment furnished under this section has been inspected in accordance with the manufacturer's instructions and applicable codes and standards.

WWWWWW. Submit manufacturer's certification that equipment furnished under this section has been tested in accordance with the manufacturer's instructions and applicable codes and standards.

XXXXXX. Submit manufacturer's certification that equipment furnished under this section has been started in accordance with the manufacturer's instructions and applicable codes and standards.

YYYYYY. Submit manufacturer's certification that equipment furnished under this section has been adjusted and balanced in accordance with the manufacturer's instructions and applicable codes and standards.

ZZZZZZ. Submit manufacturer's certification that equipment furnished under this section has been commissioned in accordance with the manufacturer's instructions and applicable codes and standards.

AAAAAAA. Submit manufacturer's certification that equipment furnished under this section has been operated for the first time in accordance with the manufacturer's instructions and applicable codes and standards.

BBBBBBB. Submit manufacturer's certification that equipment furnished under this section has been maintained in accordance with the manufacturer's instructions and applicable codes and standards.

CCCCCCC. Submit manufacturer's certification that equipment furnished under this section has been repaired in accordance with the manufacturer's instructions and applicable codes and standards.

DDDDDDD. Submit manufacturer's certification that equipment furnished under this section has been replaced in accordance with the manufacturer's instructions and applicable codes and standards.

EEEEEEE. Submit manufacturer's certification that equipment furnished under this section has been removed in accordance with the manufacturer's instructions and applicable codes and standards.

FFFFFFF. Submit manufacturer's certification that equipment furnished under this section has been disposed of in accordance with the manufacturer's instructions and applicable codes and standards.

GGGGGGG. Submit manufacturer's certification that equipment furnished under this section has been recycled in accordance with the manufacturer's instructions and applicable codes and standards.

HHHHHHH. Submit manufacturer's certification that equipment furnished under this section has been reused in accordance with the manufacturer's instructions and applicable codes and standards.

IIIIIII. Submit manufacturer's certification that equipment furnished under this section has been refurbished in accordance with the manufacturer's instructions and applicable codes and standards.

JJJJJJJ. Submit manufacturer's certification that equipment furnished under this section has been remanufactured in accordance with the manufacturer's instructions and applicable codes and standards.

KKKKKKK. Submit manufacturer's certification that equipment furnished under this section has been rebuilt in accordance with the manufacturer's instructions and applicable codes and standards.

LLLLLLL. Submit manufacturer's certification that equipment furnished under this section has been overhauled in accordance with the manufacturer's instructions and applicable codes and standards.

MMMMMMM. Submit manufacturer's certification that equipment furnished under this section has been serviced in accordance with the manufacturer's instructions and applicable codes and standards.

NNNNNNN. Submit manufacturer's certification that equipment furnished under this section has been inspected in accordance with the manufacturer's instructions and applicable codes and standards.

OOOOOOO. Submit manufacturer's certification that equipment furnished under this section has been tested in accordance with the manufacturer's instructions and applicable codes and standards.

PPPPPPP. Submit manufacturer's certification that equipment furnished under this section has been started in accordance with the manufacturer's instructions and applicable codes and standards.

QQQQQQQ. Submit manufacturer's certification that equipment furnished under this section has been adjusted and balanced in accordance with the manufacturer's instructions and applicable codes and standards.

RRRRRRR. Submit manufacturer's certification that equipment furnished under this section has been commissioned in accordance with the manufacturer's instructions and applicable codes and standards.

SSSSSSS. Submit manufacturer's certification that equipment furnished under this section has been operated for the first time in accordance with the manufacturer's instructions and applicable codes and standards.

TTTTTTT. Submit manufacturer's certification that equipment furnished under this section has been maintained in accordance with the manufacturer's instructions and applicable codes and standards.

UUUUUUU. Submit manufacturer's certification that equipment furnished under this section has been repaired in accordance with the manufacturer's instructions and applicable codes and standards.

VVVVVVV. Submit manufacturer's certification that equipment furnished under this section has been replaced in accordance with the manufacturer's instructions and applicable codes and standards.

WWWWWWW. Submit manufacturer's certification that equipment furnished under this section has been removed in accordance with the manufacturer's instructions and applicable codes and standards.

XXXXXXX. Submit manufacturer's certification that equipment furnished under this section has been disposed of in accordance with the manufacturer's instructions and applicable codes and standards.

YYYYYYY. Submit manufacturer's certification that equipment furnished under this section has been recycled in accordance with the manufacturer's instructions and applicable codes and standards.

ZZZZZZZ. Submit manufacturer's certification that equipment furnished under this section has been reused in accordance with the manufacturer's instructions and applicable codes and standards.

AAAAAAAA. Submit manufacturer's certification that equipment furnished under this section has been refurbished in accordance with the manufacturer's instructions and applicable codes and standards.

BBBBBBBB. Submit manufacturer's certification that equipment furnished under this section has been remanufactured in accordance with the manufacturer's instructions and applicable codes and standards.

CCCCCCCC. Submit manufacturer's certification that equipment furnished under this section has been rebuilt in accordance with the manufacturer's instructions and applicable codes and standards.

DDDDDDDD. Submit manufacturer's certification that equipment furnished under this section has been overhauled in accordance with the manufacturer's instructions and applicable codes and standards.

EEEEEEEE. Submit manufacturer's certification that equipment furnished under this section has been serviced in accordance with the manufacturer's instructions and applicable codes and standards.

FFFFFFFF. Submit manufacturer's certification that equipment furnished under this section has been inspected in accordance with the manufacturer's instructions and applicable codes and standards.

GGGGGGGG. Submit manufacturer's certification that equipment furnished under this section has been tested in accordance with the manufacturer's instructions and applicable codes and standards.

HHHHHHHH. Submit manufacturer's certification that equipment furnished under this section has been started in accordance with the manufacturer's instructions and applicable codes and standards.

IIIIIIII. Submit manufacturer's certification that equipment furnished under this section has been adjusted and balanced in accordance with the manufacturer's instructions and applicable codes and standards.

JJJJJJJJ. Submit manufacturer's certification that equipment furnished under this section has been commissioned in accordance with the manufacturer's instructions and applicable codes and standards.

KKKKKKKK. Submit manufacturer's certification that equipment furnished under this section has been operated for the first time in accordance with the manufacturer's instructions and applicable codes and standards.

LLLLLLLL. Submit manufacturer's certification that equipment furnished under this section has been maintained in accordance with the manufacturer's instructions and applicable codes and standards.

MMMMMMMM. Submit manufacturer's certification that equipment furnished under this section has been repaired in accordance with the manufacturer's instructions and applicable codes and standards.

NNNNNNNN. Submit manufacturer's certification that equipment furnished under this section has been replaced in accordance with the manufacturer's instructions and applicable codes and standards.

OOOOOOOO. Submit manufacturer's certification that equipment furnished under this section has been removed in accordance with the manufacturer's instructions and applicable codes and standards.

PPPPPPPP. Submit manufacturer's certification that equipment furnished under this section has been disposed of in accordance with the manufacturer's instructions and applicable codes and standards.

QQQQQQQQ. Submit manufacturer's certification that equipment furnished under this section has been recycled in accordance with the manufacturer's instructions and applicable codes and standards.

RRRRRRRR. Submit manufacturer's certification that equipment furnished under this section has been reused in accordance with the manufacturer's instructions and applicable codes and standards.

SSSSSSSS. Submit manufacturer's certification that equipment furnished under this section has been refurbished in accordance with the manufacturer's instructions and applicable codes and standards.

TTTTTTTT. Submit manufacturer's certification that equipment furnished under this section has been remanufactured in accordance with the manufacturer's instructions and applicable codes and standards.

UUUUUUUU. Submit manufacturer's certification that equipment furnished under this section has been rebuilt in accordance with the manufacturer's instructions and applicable codes and standards.

VVVVVVVV. Submit manufacturer's certification that equipment furnished under this section has been overhauled in accordance with the manufacturer's instructions and applicable codes and standards.

WWWWWWWW. Submit manufacturer's certification that equipment furnished under this section has been serviced in accordance with the manufacturer's instructions and applicable codes and standards.

XXXXXXXX. Submit manufacturer's certification that equipment furnished under this section has been inspected in accordance with the manufacturer's instructions and applicable codes and standards.

YYYYYYYY. Submit manufacturer's certification that equipment furnished under this section has been tested in accordance with the manufacturer's instructions and applicable codes and standards.

ZZZZZZZZ. Submit manufacturer's certification that equipment furnished under this section has been started in accordance with the manufacturer's instructions and applicable codes and standards.

AAAAAAAAA. Submit manufacturer's certification that equipment furnished under this section has been adjusted and balanced in accordance with the manufacturer's instructions and applicable codes and standards.

BBBBBBBBB. Submit manufacturer's certification that equipment furnished under this section has been commissioned in accordance with the manufacturer's instructions and applicable codes and standards.

CCCCCCCCC. Submit manufacturer's certification that equipment furnished under this section has been operated for the first time in accordance with the manufacturer's instructions and applicable codes and standards.

DDDDDDDDD. Submit manufacturer's certification that equipment furnished under this section has been maintained in accordance with the manufacturer's instructions and applicable codes and standards.

EEEEEEEEE. Submit manufacturer's certification that equipment furnished under this section has been repaired in accordance with the manufacturer's instructions and applicable codes and standards.

FFFFFFFFF. Submit manufacturer's certification that equipment furnished under this section has been replaced in accordance with the manufacturer's instructions and applicable codes and standards.

GGGGGGGGG. Submit manufacturer's certification that equipment furnished under this section has been removed in accordance with the manufacturer's instructions and applicable codes and standards.

HHHHHHHHH. Submit manufacturer's certification that equipment furnished under this section has been disposed of in accordance with the manufacturer's instructions and applicable codes and standards.

IIIIIIIII. Submit manufacturer's certification that equipment furnished under this section has been recycled in accordance with the manufacturer's instructions and applicable codes and standards.

JJJJJJJJJ. Submit manufacturer's certification that equipment furnished under this section has been reused in accordance with the manufacturer's instructions and applicable codes and standards.

KKKKKKKKK. Submit manufacturer's certification that equipment furnished under this section has been refurbished in accordance with the manufacturer's instructions and applicable codes and standards.

LLLLLLLLL. Submit manufacturer's certification that equipment furnished under this section has been remanufactured in accordance with the manufacturer's instructions and applicable codes and standards.

MMMMMMMMM. Submit manufacturer's certification that equipment furnished under this section has been rebuilt in accordance with the manufacturer's instructions and applicable codes and standards.

NNNNNNNNN. Submit manufacturer's certification that equipment furnished under this section has been overhauled in accordance with the manufacturer's instructions and applicable codes and standards.

OOOOOOOOO. Submit manufacturer's certification that equipment furnished under this section has been serviced in accordance with the manufacturer's instructions and applicable codes and standards.

PPPPPPPPP. Submit manufacturer's certification that equipment furnished under this section has been inspected in accordance with the manufacturer's instructions and applicable codes and standards.

QQQQQQQQQ. Submit manufacturer's certification that equipment furnished under this section has been tested in accordance with the manufacturer's instructions and applicable codes and standards.

RRRRRRRRR. Submit manufacturer's certification that equipment furnished under this section has been started in accordance with the manufacturer's instructions and applicable codes and standards.

SSSSSSSSS. Submit manufacturer's certification that equipment furnished under this section has been adjusted and balanced in accordance with the manufacturer's instructions and applicable codes and standards.

TTTTTTTTT. Submit manufacturer's certification that equipment furnished under this section has been commissioned in accordance with the manufacturer's instructions and applicable codes and standards.

UUUUUUUUU. Submit manufacturer's certification that equipment furnished under this section has been operated for the first time in accordance with the manufacturer's instructions and applicable codes and standards.

VVVVVVVVV. Submit manufacturer's certification that equipment furnished under this section has been maintained in accordance with the manufacturer's instructions and applicable codes and standards.

WWWWWWWWW. Submit manufacturer's certification that equipment furnished under this section has been repaired in accordance with the manufacturer's instructions and applicable codes and standards.

XXXXXXXXX. Submit manufacturer's certification that equipment furnished under this section has been replaced in accordance with the manufacturer's instructions and applicable codes and standards.

YYYYYYYYY. Submit manufacturer's certification that equipment furnished under this section has been removed in accordance with the manufacturer's instructions and applicable codes and standards.

ZZZZZZZZZ. Submit manufacturer's certification that equipment furnished under this section has been disposed of in accordance with the manufacturer's instructions and applicable codes and standards.

AAAAAAAAAA. Submit manufacturer's certification that equipment furnished under this section has been recycled in accordance with the manufacturer's instructions and applicable codes and standards.

BBBBBBBBBB. Submit manufacturer's certification that equipment furnished under this section has been reused in accordance with the manufacturer's instructions and applicable codes and standards.

CCCCCCCCCC. Submit manufacturer's certification that equipment furnished under this section has been refurbished in accordance with the manufacturer's instructions and applicable codes and standards.

DDDDDDDDDD. Submit manufacturer's certification that equipment furnished under this section has been remanufactured in accordance with the manufacturer's instructions and applicable codes and standards.

EEEEEEEEEE. Submit manufacturer's certification that equipment furnished under this section has been rebuilt in accordance with the manufacturer's instructions and applicable codes and standards.

FFFFFFFFFF. Submit manufacturer's certification that equipment furnished under this section has been overhauled in accordance with the manufacturer's instructions and applicable codes and standards.

GGGGGGGGGG. Submit manufacturer's certification that equipment furnished under this section has been serviced in accordance with the manufacturer's instructions and applicable codes and standards.

HHHHHHHHHH. Submit manufacturer's certification that equipment furnished under this section has been inspected in accordance with the manufacturer's instructions and applicable codes and standards.

IIIIIIIIII. Submit manufacturer's certification that equipment furnished under this section has been tested in accordance with the manufacturer's instructions and applicable codes and standards.

JJJJJJJJJJ. Submit manufacturer's certification that equipment furnished under this section has been started in accordance with the manufacturer's instructions and applicable codes and standards.

KKKKKKKKKK. Submit manufacturer's certification that equipment furnished under this section has been adjusted and balanced in accordance with the manufacturer's instructions and applicable codes and standards.

LLLLLLLLLL. Submit manufacturer's certification that equipment furnished under this section has been commissioned in accordance with the manufacturer's instructions and applicable codes and standards.

MMMMMMMMMM. Submit manufacturer's certification that equipment furnished under this section has been operated for the first time in accordance with the manufacturer's instructions and applicable codes and standards.

NNNNNNNNNN. Submit manufacturer's certification that equipment furnished under this section has been maintained in accordance with the manufacturer's instructions and applicable codes and standards.

OOOOOOOOOO. Submit manufacturer's certification that equipment furnished under this section has been repaired in accordance with the manufacturer's instructions and applicable codes and standards.

PPPPPPPPPP. Submit manufacturer's certification that equipment furnished under this section has been replaced in accordance with the manufacturer's instructions and applicable codes and standards.

QQQQQQQQQQ. Submit manufacturer's certification that equipment furnished under this section has been removed in accordance with the manufacturer's instructions and applicable codes and standards.

RRRRRRRRRR. Submit manufacturer's certification that equipment furnished under this section has been disposed of in accordance with the manufacturer's instructions and applicable codes and standards.

SSSSSSSSSS. Submit manufacturer's certification that equipment furnished under this section has been recycled in accordance with the manufacturer's instructions and applicable codes and standards.

TTTTTTTTTT. Submit manufacturer's certification that equipment furnished under this section has been reused in accordance with the manufacturer's instructions and applicable codes and standards.

UUUUUUUUUU. Submit manufacturer's certification that equipment furnished under this section has been refurbished in accordance with the manufacturer's instructions and applicable codes and standards.

VVVVVVVVVV. Submit manufacturer's certification that equipment furnished under this section has been remanufactured in accordance with the manufacturer's instructions and applicable codes and standards.

WWWWWWWWWW. Submit manufacturer's certification that equipment furnished under this section has been rebuilt in accordance with the manufacturer's instructions and applicable codes and standards.

XXXXXXXXXX. Submit manufacturer's certification that equipment furnished under this section has been overhauled in accordance with the manufacturer's instructions and applicable codes and standards.

YYYYYYYYYY. Submit manufacturer's certification that equipment furnished under this section has been serviced in accordance with the manufacturer's instructions and applicable codes and standards.

ZZZZZZZZZZ. Submit manufacturer's certification that equipment furnished under this section has been inspected in accordance with the manufacturer's instructions and applicable codes and standards.

AAAAAAAAAAA. Submit manufacturer's certification that equipment furnished under this section has been tested in accordance with the manufacturer's instructions and applicable codes and standards.

BBBBBBBBBBB. Submit manufacturer's certification that equipment furnished under this section has been started in accordance with the manufacturer's instructions and applicable codes and standards.

CCCCCCCCCCC. Submit manufacturer's certification that equipment furnished under this section has been adjusted and balanced in accordance with the manufacturer's instructions and applicable codes and standards.

DDDDDDDDDDD. Submit manufacturer's certification that equipment furnished under this section has been commissioned in accordance with the manufacturer's instructions and applicable codes and standards.

EEEEEEEEEEE. Submit manufacturer's certification that equipment furnished under this section has been operated for the first time in accordance with the manufacturer's instructions and applicable codes and standards.

FFFFFFFFFFF. Submit manufacturer's certification that equipment furnished under this section has been maintained in accordance with the manufacturer's instructions and applicable codes and standards.

GGGGGGGGGGG. Submit manufacturer's

SECTION 21 23 00
WET- CHEMICAL FIRE-EXTINGUISHING SYSTEMS
TAG: TANK Fire Suppression

PART 1 - GENERAL

1.1 SUMMARY

A. TANK Fire Suppression is a pre-engineered, stored-pressure wet chemical solution extinguishing system.

1.2 SUBMITTALS

A. The manufacturer assumes no liability for the use or results of use from this document. Specifications are to be reviewed by the engineer to confirm the requirements of the project and meet Federal, State, and Local codes.

B. As the manufacturer continues product development, it reserves the right to change design and specifications without notice.

1.3 QUALITY ASSURANCE

A. TANK Fire Suppression System shall be UL & ULC listed in accordance with UL300, UL1254, ULC/ORD-C1254.6.

B. Microprocessor-based control board shall be ETL Listed to UL Standard 864 and CAN/ ULC-S527-11.

C. TANK Fire Suppression System intended for installation and for use in accordance with the National Fire Protection Association Standards:

1. Wet Chemical Extinguishing Systems, NFPA 17A
2. National Electrical Code, NFPA 70
3. National Fire Alarm & Signaling Code, NFPA 72

D. New York City and FDNY approved under COA# 5870.

E. California State Fire Marshal (CFSM), Listing No. 7085-2199:0502.

1.4 WARRANTY

A. All units shall be provided with the following standard warranties:

1. TANK Fire Suppression System is warranted to be free from defects in materials and workmanship, under normal use and service, for a period of 60-months from date of shipment.

B. Warranty does not cover consumable products such as batteries and nitrogen.

C. The manufacturer shall not be liable for incidental and consequential losses and damages potentially attributable to malfunctioning equipment. Should any part of the equipment prove to be defective within the warranty period, and after factory inspection and upon examination by the manufacturer, such part will be repaired or replaced by manufacturer at no charge. The buyer shall pay all shipping costs for returning parts or complete fire suppression equipment. Equipment shall not be returned without manufacturer's prior authorization, and all returned equipment shall be shipped by the buyer, freight prepaid to a destination determined by the manufacturer.

D. Refer to Manufacturer's Operation, Installation, and Maintenance (OIM) Manual for detailed descriptions of what is/is not covered and contact information for warranty claims.

PART 2 - PRODUCTS

2.1 GENERAL

A. A pre-engineered, fixed pipe, automatic wet chemical agent fire suppression system for protection of all hazard areas associated with cooking operations, including exhaust hoods, plenums, ductwork, and cooking appliances.

2.2 COMPONENTS

A. Exhaust hood fire system components to be factory installed.

B. Cylinder and Valve Assembly

1. The cylinders shall have a tin-nickel alloy plated brass valve with pressure gauge.
2. Wet chemical agent shall be contained in one or more stored pressure DOT/TC rated steel cylinder and valve assemblies.
3. Each cylinder is factory-filled with liquid fire suppressant and pressurized to 200 PSIG at 70°F.

C. Distribution Nozzles

1. Nozzles shall be located to protect the exhaust ducts, plenums, and all cooking appliances requiring protection.
2. All nozzles shall be equipped with a metal blow off cap. The cap prevents contamination from entering the pipe network and is designed to release under the force of discharge, allowing agent to flow to the protected hazard area.
3. All nozzles shall incorporate a stamped part number to easily identify nozzle type.

D. Distribution System

1. The distribution system shall consist of Copper, Schedule 40 black iron, stainless steel pipe and fittings as listed in UL Guide OHIX. All exposed piping and fittings must be chrome-plated or stainless steel.
2. Fittings shall be minimum class 150. Galvanized fittings shall not be used.

E. Suppression System

1. The system control equipment shall be capable of all functions associated with automatically and manually discharging the wet chemical agent from all cylinder and valve assemblies, including automatic shutdown of the heat source or fuel and electrical power to all protected areas upon system discharge.
2. Liquid Fire Suppressant shall be Aqueous Potassium Carbonate (APC).
3. All mechanical components of the actuator kit shall be enclosed.
4. The actuator kit shall be capable of automatic or manual activation means.
5. Supervisory Pressure Switch added to monitor operating system pressure.
6. For manual activation, an electrically operated manual release shall be used to actuate the system manually.
7. For automatic activation, the system will be activated by a firestat thesti detector.

F. Electrical

1. Electrical Division to provide shunt trip breakers at main power panel, or disconnects, as designated by the Electrical Engineer; interconnection provided at hood control panel for the signal to shut down all electricity in and under the exhaust hood. Shunt trips/disconnects to accomplish shut off of electricity in the event of fire system activation by others.
2. Printed circuit board with microprocessor-based controller that shall provide all detection, actuation, and control system functions required for the release operation of the fire system.
3. Independent supervised loops incorporate redundancy and fault detection.
4. Real-time cloud-based monitoring connection provided with system by ceresnap.
5. Primary power supply, with battery backup for power loss.
6. All wiring must be in accordance to NFPA 70 and the Authority Having Jurisdiction (AHJ).
7. Electric gas valve provided for equipment below exhaust hood. Coordinate size and installation with Plumbing Division.
8. All wiring is to be in accordance with the applicable manufacturer's instructions for the fire alarm control panel, gas shut-off valve, manual reset relay, and contractor supplied shut-off devices.

PART 3 - EXECUTION

3.1 EXAMINATION

A. Examine areas and conditions under which the system is installed. Do not proceed with work until unsatisfactory conditions have been corrected in manner acceptable to Installer.

3.2 APPLICATION

A. Wet chemical-based fire suppression system for use in commercial kitchens. It can be mounted in the integral cabinet located at the end of the hood or offered as a wall mount package.

3.3 INSTALLATION

A. As part of this ten, provide wall mounted type K handheld portable fire extinguisher, placard, and mounting bracket as required in the immediate vicinity of each cooking area, per NFPA-96 and NFPA-10. Additional fire extinguishers as required in the kitchen area are to be determined by the Architect and provided by the General Contractor.

B. Install in accordance with manufacturer's instructions, drawings, written specifications, manufacturer's installation manual, and all applicable building codes.

C. Six-month and twelve-month inspections, servicing, and replacement of components as per NFPA 96 to be provided by the General Contractor or Owner.

REVISIONS

	DESCRIPTION	DATE
A1		
A2		
A3		
A4		

CAPTIVEAIRE
www.captiveaire.com
2 City Place Drive, Suite 408B St. Louis, MO 63141 PHONE: (800) 329-9777 EMAIL: mg108@captiveaire.com

St. Louis Mechanical

New Concept-Austin, TX_R61
AUSTIN, TX, 78710

DATE: 7/26/2022
DWG.# 5471869
DRAWN BY: ML
SCALE: 3/4" = 1'-0"
MASTER DRAWING

SHEET NO. 9

EXHAUST FAN INFORMATION — JOB#5471869

FAN UNIT NO.	TAG	QTY	FAN UNIT MODEL #	MANUFACTURER	CFM	ESP	RPM	MOTOR ENCL.	HP	BHP	PHASE	VOLT	FLA	DISCHARGE VELOCITY	WEIGHT (LBS)	SONES
1	PCU-1	1	USB36GD-8M	CAPTIVEAIRE	9225	2.000	880	TEFC,PREMIUM	10.000	8.6690	3	460	13.4	1503 FPM	5297	36
5	EF-1	1	SP1100	CAPTIVEAIRE	450	0.400	1108	TEAO-ECM	0.500	0.0390	1	115	6.3		158	5.9
6	EF-2	1	SP1500-15	CAPTIVEAIRE	665	0.400	1253	TEAO-ECM	0.500	0.1740	1	115	6.3		163	7.5

DOAS/RTU FAN SCHEDULE — JOB#5471869

FAN UNIT NO.	TAG	QTY	DOAS/RTU MODEL #	MANUFACTURER	FAN INFORMATION: RETURN/ AIR CFM	MAX. OUTSIDE AIR CFM	TOTAL CFM	WEIGHT (LBS)	ELECTRICAL INFORMATION: ESP	HP	#	VOLT	MCA	MOCP	COOLING INFORMATION: OUTSIDE AIR DB	OUTSIDE AIR WB	LEAVING AIR DB	LEAVING AIR WB	CAPACITY: TOTAL	CAPACITY: SENS.	ECW	ECWT	REHEAT INFORMATION: DISCHARGE TEMP	CAPACITY: DESIRED	CAPACITY: MAX	MOISTURE REMOVAL	GAS HEAT INFORMATION: GAS TYPE	INPUT BTU/H	OUTPUT BTU/H	TEMP RISE	NOTES
2	3DAS-1	1	CASRTUH-C400-24-3Ø1-3DAS	CAPTIVEAIRE	2Ø*+4	0	4765	4765	4638	0.750	5.00	3	460	77.9A	80A	100.0°F	75.4°F	69.4°F	68.5°F	47.8ΜΒΗ	384.2 ΜΒΗ	0.953	369	170.8	4.8	70.0°F	65.0°F	138.9 ΜΒΗ	260 ΜΒΗ	126.2 LBS/HR	NATURAL	400000	324000	59°F	1,2,3,4,5,6,7,8,9,10,11,12,13,14,15
3	3DAS-2	1	CASRTUH-C300-20-3Ø1-3DAS	CAPTIVEAIRE	20P+4	0	3835	3835	4548	0.500	5.00	3	460	77.4A	80A	100.0°F	75.4°F	61.5°F	61.2°F	41.0ΜΒΗ	364.1 ΜΒΗ	0.954	369	170.8	4.8	70.0°F	55.4°F	122.9 ΜΒΗ	260 ΜΒΗ	127.0 LBS/HR	NATURAL	300000	243000	55°F	1,2,3,4,5,6,7,8,9,10,11,12,13,14,15
4	3DAS-3	1	CASRTU-1250-18-2Ø1-3DAS	CAPTIVEAIRE	18P+3	0	2600	2600	2598	0.750	2.00	3	460	43A	45A	81.0°F	77.5°F	69.3°F	64.9°F	46.6°F	264.3 ΜΒΗ	87.6	864	181.2	6.0	70.0°F	54.1°F	119.6 ΜΒΗ	276 ΜΒΗ	158.9 LBS/HR	NATURAL	275000	220250	68°F	1,2,3,4,5,6,7,8,9,10,11,12,13,14,16

NOTES:
1. INVERTER SCROLL COMPRESSOR WITH INTEGRATED OIL SENSOR. DIGITAL OR STAGES SCROLL NOT AN APPROVED EQUAL
2. ALL REFRIGERANT PIPING TO BE FACTORY INSTALLED AND TESTED. FIELD PIPING NOT ACCEPTABLE
3. INTEGRATED MONITORING VIA CELLULAR CONNECTION BY MANUFACTURER
4. REFRIGERATION PRESSURE MONITORING ON HIGH AND LOW PRESSURE SIDE OF SYSTEM INCLUDED THROUGH DIGITAL INTERFACE
5. ELECTRONIC EXPANSION VALVE. TXV NOT ACCEPTABLE
6. ELECTRONIC EXPANSION VALVE. TXV NOT ACCEPTABLE
7. SUCTION LINE ACCUMULATOR
8. ALL COMPRESSORS SHALL HAVE 5 YEAR PARTS WARRANTY. 25 YEAR WARRANTY ON STAINLESS STEEL HEAT EXCHANGER
9. AVERAGING DUCTWORK, SYMP AND DISCHARGE TEMPERATURE SENSORS (DISCHARGE SENSOR TO BE FACTORY MOUNTED WITHIN UNIT)
10. 2" EXTERIOR DUAL-WALL CONSTRUCTION w/ R-13 INSULATION-MINIMUM 20GA EXTERIOR w/ 16GA BASE
11. MODULATING HOT GAS REHEAT SYSTEM WITH DEDICATED REHEAT COIL. REHEAT CAPACITY ACROSS RISING RANGE 66 TURNDOWN WITH NG AND 56 TURNDOWN WITH LP
12. SUPPLY CFM MONITORING INTEGRAL TO UNIT WITH CFM MEASUREMENT INCLUDED THROUGH DIGITAL INTERFACE
13. FULLY MODULATING HOT GAS REHEAT
14. 100% DISCHARGE/NO RETURN
15. 115V DISCHARGE/NO RETURN
16. 50HA DISCHARGE/NO RETURN

REVISIONS

	DESCRIPTION	DATE
A1		
A2		
A3		
A4		

CAPTIVEAIRE
www.captiveaire.com
2 City Place Drive, Suite 408B St. Louis, MO 63141 PHONE: (800) 329-9777 EMAIL: mg108@captiveaire.com

St. Louis Mechanical

New Concept-Austin, TX_R61
AUSTIN, TX, 78710

DATE: 7/26/2022
DWG.# 5471869
DRAWN BY: ML
SCALE: 3/4" = 1'-0"
MASTER DRAWING

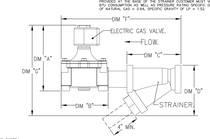
SHEET NO. 10

GAS VALVES AND STRAINERS

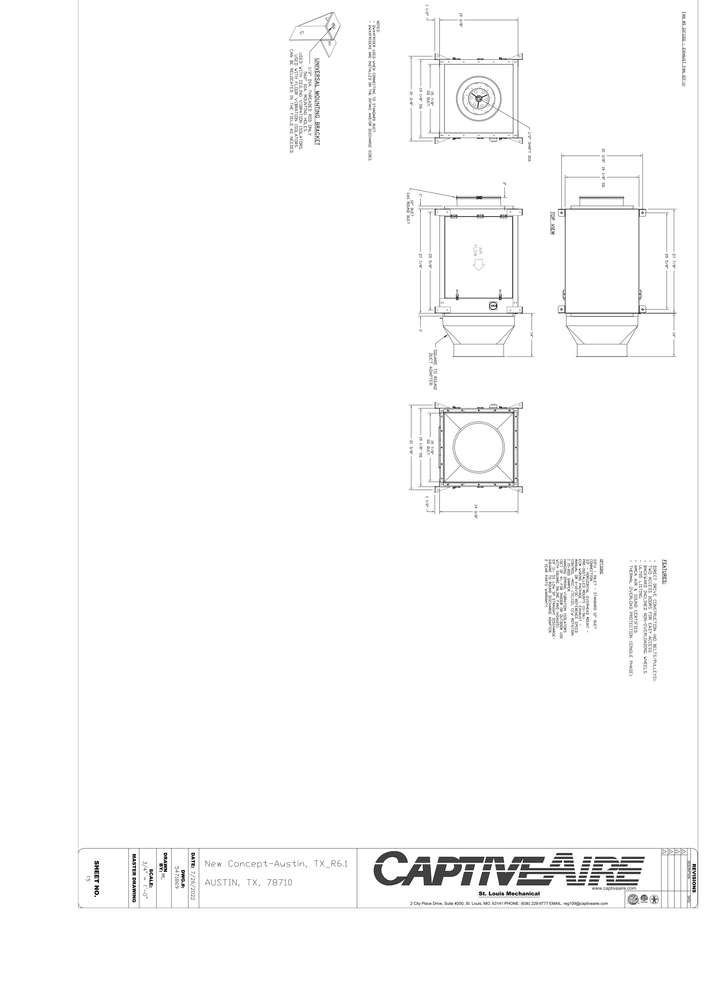
		GAS VALVE SIZING				GAS VALVE DIMENSIONS					INSTALLATION	PART NUMBERS		
	TYPE	SIZE	VOLTAGE	MIN. INLET PRESSURE	MAX. INLET PRESSURE	FLOW AT 0.3 W.C. DROP NATURAL GAS	FLOW AT 0.3 W.C. DROP PROPANE	DIM "A"	DIM "B"	DIM "C"	DIM "D"	DIM "E"	GAS VALVE ORIENTATION	GAS VALVE PART NUMBER	GAS VALVE/STRAINER KIT
GAS VALVE FOR FLgt-1	ELECTRICAL	2"	120 VAC	5 PSI (3.46 W.C.)	5 PSI (13.86 W.C.)	3,845,700 BTU/HR	3,870,750 BTU/HR	13-13/16"	8-1/16"	10"	13-13/16"	13-1/16"	HORIZONTAL	8214240	4417611	(SCB334A)
GAS VALVE FOR FLgt-2	ELECTRICAL	2"	120 VAC	5 PSI (3.46 W.C.)	5 PSI (13.86 W.C.)	2,845,500 BTU/HR	2,863,500 BTU/HR	7-13/16"	8-1/16"	7-1/4"	11-3/16"	13-13/16"	HORIZONTAL/ VERTICAL	8214280	4417658	(SCB334A)

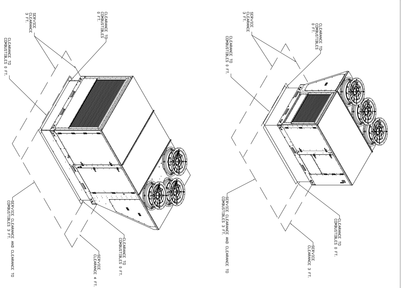
ALL GAS VALVES/STRAINERS
PROPER CLEARANCE MUST BE PROVIDED IN ORDER TO SERVICE THE GAS VALVE AND STRAINER. THE GAS VALVE MUST BE INSTALLED AT THE BASE OF THE STRAINER CUSTOMER MUST VERIFY THAT THE GAS VALVE IS SUITABLE FOR THE SPECIFIC GRAVITY OF NATURAL GAS = 0.64, SPECIFIC GRAVITY OF LP = 1.52

CALCULATIONS
TO CALCULATE GAS FLOW FOR OTHER THAN 1 INCH. PRESSURE DROP USE THE FORMULA: NEW BTU/HR = BTU/HR AT 0.3W.C. X (NEW SPECIFIC GRAVITY TO CALCULATE GAS FLOW FOR OTHER THAN GAS SPECIFIC GRAVITY USE THE FORMULA: NEW BTU/HR = BTU/HR AT 0.64 X (0.64 / NEW SPECIFIC GRAVITY)**.



POLLUTION CONTROL UNIT FIRE SYSTEM
FAN #1 (CAPTIVEAIRE-MH-1 - EXHAUST FAN (PCU-1) - POLLUTION CONTROL UNIT) - 9225 CFM @ 2.000 ESP - 10 HP MOTOR - 460 VOLT - 3 PHASE - 60 HZ - 1750 RPM - MUA TO THE HOOD 2 - MUA SUPPLIED FROM A FUTURE ROOF TOP UNIT - 36" WIDE PCU WITH 8 MODULES - 4 MODULES FOR GREASE EXTRACTION AND 4 MODULES FOR ODOR AND VOC REMOVAL - 2" EXTERIOR DUAL-WALL CONSTRUCTION W/ R-13 INSULATION-MINIMUM 20GA EXTERIOR W/ 16GA BASE - 4 MODULES ARE EQUIPPED WITH UV-C LIGHTS - 4 MODULES ARE EQUIPPED WITH ACTIVATED CARBON FILTERS - 1 MODULE IS EQUIPPED WITH ELECTROSTATIC PRECIPITATOR - 1 MODULE IS EQUIPPED WITH ACTIVATED CARBON FILTERS



UNIVERSAL MOUNTING BRACKET
REMARKS:
- EXHAUST DUCT CONSTRUCTION, INCLUDING ALL FITTINGS, SHALL COMPLY WITH SMACNA HIGH-PRESSURE DUCT CONSTRUCTION STANDARDS.
- DUCTWORK SHALL BE CONSTRUCTED OF NOT LESS THAN 16 GAUGE STEEL.
- PROVIDE ALL NECESSARY PROTECTIVE COATINGS AND/OR WRAPPING TO PREVENT CORROSION OF DUCTWORK.
- PROVIDE ACCESS DOORS AS REQUIRED FOR ACCESS TO DAMPERS AND OTHER DEVICES REQUIRING MAINTENANCE.
- ALL DUCTWORK SHALL BE SEALED WITH UL 181 APPROVED SEALANT.
- ALL DUCTWORK SHALL BE INSULATED WITH 1" THICK, 1.5 LB DENSITY FIBERGLASS INSULATION WITH FOIL FACED VAPOR BARRIER.
- ALL DUCTWORK SHALL BE SUPPORTED PER SMACNA STANDARDS.
- ALL DUCTWORK SHALL BE INSTALLED PLUMB AND LEVEL.
- ALL DUCTWORK SHALL BE INSTALLED WITH SMOOTH RADIUS BENDS





CAPTIVE-AIRE
St. Louis Mechanical
2 City Place Drive, Suite #200, St. Louis, MO. 63141 PHONE: (636) 229-5777 EMAIL: reg109@captiveaire.com
www.captiveaire.com

DRAWN:	RTM
SCALE:	1/2" = 1'-0"
DATE:	12/14/2022
PROJ.#	21473
MASTER DRAWING	
SHEET NO.	18

NO.	DATE	REMARKS







FUTURE RESTAURANT

2701 Perseverance Drive — **Austin, TX 78731**

FIELD VERIFICATION
Verify all plan and site conditions and conditions at the job site and notify Architect of any discrepancies, errors, omissions or discrepancies before proceeding with or continuing any work. Do not scale these drawings.

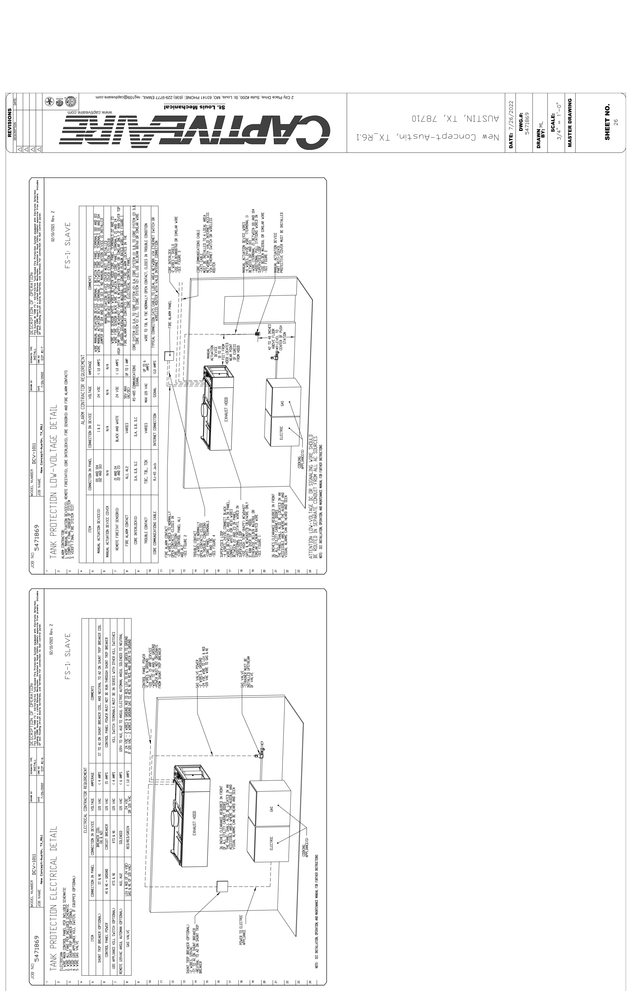
COPYRIGHT
All drawings, specifications, and related documents are the property of Architect and are protected by common law, statutory and other reserved rights. These drawings and related documents may not be used, published or disclosed or otherwise without written consent of Architect.
©Copyright Architects, Inc.


NO.	DATE	REVISIONS
2	11/17/22	ISSUED FOR CONSTRUCTION
1	08/18/22	PERMIT RESPONSE
	06/23/22	ISSUED FOR PERMITTING
	06/15/22	ISSUED FOR ASSET AGSB REVIEW
	06/08/22	ISSUED FOR TAS REVIEW
	05/23/22	ISSUED FOR LANDLORD REVIEW

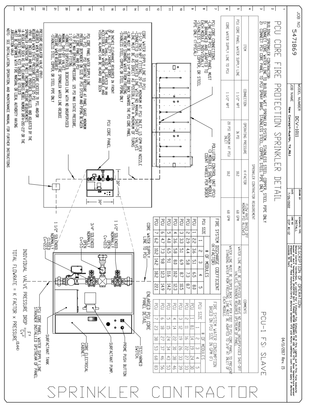
Drawing Title
CAPTIVEAIRE DRAWINGS


Job No. 214735 | Drawn Author
Scale | Date Issue Date
Sheet No. M-6.6

NOTE:
THE DOCUMENTATION CONTAINED ON THIS SHEET WAS NOT PREPARED BY HENDERSON ENGINEERS AND IS INCLUDED FOR REFERENCE PURPOSES ONLY. HENDERSON ENGINEERS REVIEWED THE DOCUMENTATION ON THIS SHEET FOR GENERAL COMPLIANCE WITH DESIGN INTENT. SUPPLIER IS RESPONSIBLE FOR FINAL LAYOUT AND ENSURING EQUIPMENT COMPLIES WITH APPLICABLE LOCAL, STATE, AND FEDERAL LAWS, CODES, AND REGULATIONS.









New Concept-Austin, TX_R6.1
AUSTIN, TX, 78710


CAPTIVE-AIRE
St. Louis Mechanical
2 City Place Drive, Suite #200, St. Louis, MO. 63141 PHONE: (636) 229-5777 EMAIL: reg109@captiveaire.com

REVISIONS	
NO.	DATE

DRAWN BY: PCHAN
SCALE: 1/4" = 1'-0"
MASTER DRAWING

SHEET NO. 29






New Concept-Austin, TX_R6.1
AUSTIN, TX, 78710

CAPTIVE-AIRE
St. Louis Mechanical
2 City Place Drive, Suite #200, St. Louis, MO. 63141 PHONE: (636) 229-5777 EMAIL: reg109@captiveaire.com

REVISIONS	
NO.	DATE

DRAWN BY: PCHAN
SCALE: 1/4" = 1'-0"
MASTER DRAWING

SHEET NO. 30



New Concept-Austin, TX_R6.1
AUSTIN, TX, 78710

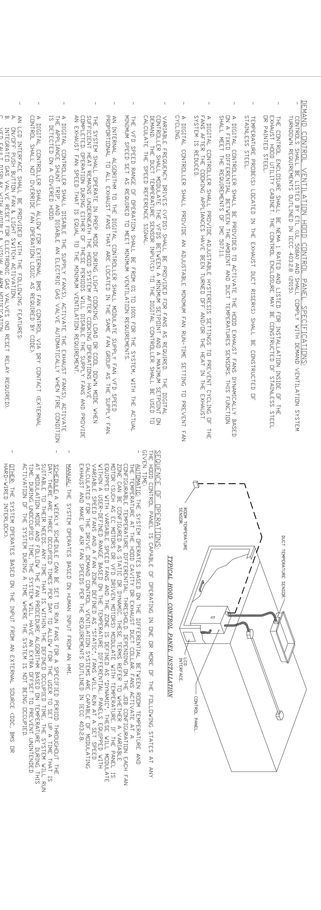
CAPTIVE-AIRE
St. Louis Mechanical
2 City Place Drive, Suite #200, St. Louis, MO. 63141 PHONE: (636) 229-5777 EMAIL: reg109@captiveaire.com

REVISIONS	
NO.	DATE

DRAWN BY: PCHAN
SCALE: 1/4" = 1'-0"
MASTER DRAWING

SHEET NO. 31





New Concept-Austin, TX_R6.1
AUSTIN, TX, 78710

CAPTIVE-AIRE
St. Louis Mechanical
2 City Place Drive, Suite #200, St. Louis, MO. 63141 PHONE: (636) 229-5777 EMAIL: reg109@captiveaire.com

REVISIONS	
NO.	DATE

DRAWN BY: PCHAN
SCALE: 1/4" = 1'-0"
MASTER DRAWING

SHEET NO. 32

NOTE
THE DOCUMENTATION CONTAINED ON THIS SHEET WAS NOT PREPARED BY HENDERSON ENGINEERS AND IS INCLUDED IN THIS SET FOR REFERENCE ONLY. IT IS THE RESPONSIBILITY OF THE CONTRACTOR NOTED ON THIS SHEET FOR GENERAL COMPLIANCE WITH DESIGN INTENT AND IS RESPONSIBLE THAT ALL FURNISHED EQUIPMENT ON THIS SHEET COMPLIES WITH APPLICABLE LOCAL, STATE, AND FEDERAL LAWS, CODES AND REGULATIONS.

FUTURE RESTAURANT

2701 Perseverance Drive — **Austin, TX 78731**

FIELD VERIFICATION
Contractor shall verify all dimensions and conditions at the job site and notify the Architect of any discrepancies. Do not scale drawings. Contractor is responsible for all dimensions and conditions at the job site and shall report any discrepancies to Captive-Aire Group Architects, Inc. before beginning or fabricating any work. Do not scale drawings.

COPYRIGHT
Captive-Aire Group Architects, Inc. shall retain all common law, statutory and other reserved rights. These drawings and detailed designs are the property of Captive-Aire Group Architects, Inc. and are not to be published, disclosed, copied or used in whole or in part without the written consent of the Captive-Aire Group Architects, Inc.

NO.	DATE	REMARKS
1	08/16/22	ISSUED FOR CONSTRUCTION
1	08/23/22	PERMIT RESPONSE
	09/15/22	ISSUED FOR PERMITTING
	09/30/22	ISSUED FOR AES/B REVIEW
	05/23/22	ISSUED FOR REVIEW
		ISSUED FOR AHJ/AES REVIEW

Drawing Title
CAPTIVEAIRE DRAWINGS

Job No. 214735
Drawn Author
Scale
Date Issue Date

Sheet No.
M-6.7

SYSTEM DESIGN VERIFICATION (SDV)

IF ORDERED, CAS SERVICE WILL PERFORM A SYSTEM DESIGN VERIFICATION (SDV) ONCE ALL EQUIPMENT HAS HAD A COMPLETE START UP PER THE OPERATION AND INSTALLATION MANUAL. TYPICALLY, THE SDV WILL BE PERFORMED AFTER ALL INSPECTIONS ARE COMPLETE.

ANY FIELD RELATED DISCREPANCIES THAT ARE DISCOVERED DURING THE SDV WILL BE BROUGHT TO THE
ATTENTION OF THE GENERAL CONTRACTOR AND CORRESPONDING TRADES ON SITE. THESE ISSUES WILL BE DOCUMENTED AND FORWARDED TO THE APPROPRIATE SALES OFFICE. IF CAS SERVICE HAS TO
RESOLVE A DISCREPANCY THAT IS A FIELD ISSUE, THE GENERAL CONTRACTOR WILL BE NOTIFIED AND BILLED FOR THE WORK. SHOULD A RETURN TRIP BE REQUIRED DUE TO ANY FIELD RELATED DISCREPANCY THAT CANNOT BE RESOLVED DURING THE SDV, THERE WILL BE ADDITIONAL TRIP CHARGES.

DURING THE SDV, CAS SERVICE WILL ADDRESS ANY DISCREPANCY THAT IS THE FAULT OF THE MANUFACTURER. SHOULD A RETURN TRIP BE REQUIRED, THE GENERAL CONTRACTOR AND APPROPRIATE SALES OFFICE WILL BE NOTIFIED. THERE WILL BE NO ADDITIONAL CHARGES FOR MANUFACTURER DISCREPANCIES.

REVISIONS

NUMBER	DATE
2	
1	

CAPTIVEAIRE
www.captiveaire.com
St. Louis Mechanical
2 City Place Drive, Suite 400S, St. Louis, MO, 63141 | PHONE: (636) 530-9111 EMAIL: mg1@captiveaire.com

New Concept-Austin, TX_R61
AUSTIN, TX, 78710

DATE: 7/28/2022

ENG.#: 5471869

DRAWN BY: ML

SCALE: 3/4" = 1'-0"

MASTER DRAWING

SHEET NO. 33

HENDERSON ENGINEERS
8345 LENEXA DRIVE, SUITE 300
LENEXA, KS 66214
TEL 913.742.5000 **FAX** 913.742.5001
WWW.HENDERSONENGINEERS.COM
2150004838
TX. CORPORATE NO: F-001236
EXPIRES 9/30/2023

FUTURE RESTAURANT

Austin, TX 78731

2701 Perseverance Drive

FIELD VERIFICATION
Contractor shall verify all figured dimensions and conditions at the job site and notify Aria Group Architects, Inc. of any dimensional errors, omissions or discrepancies before beginning or fabricating any work. Do not scale these drawings.

COPYRIGHT
Aria Group Architects, Inc. shall retain all common law, statutory and other reserved rights. These drawings and related documents shall not be duplicated, disclosed or otherwise without written consent of Aria Group Architects, Inc.

NO.	DATE	REMARKS
2	11/17/22	ISSUED FOR CONSTRUCTION
1	08/18/22	PERMIT RESPONSE
	06/23/22	ISSUED FOR PERMIT/BID
	06/15/22	ISSUED FOR AEGB REVIEW
	06/08/22	ISSUED FOR TAS REVIEW
	05/23/22	ISSUED FOR LANDLORD REVIEW

REVISIONS

Drawing Title
CAPTIVEAIRE DRAWINGS

Job No. 214735 | Drawn Author

Scale | Date Issue Date

Sheet No.
M-6.8

COY.M.MACY
11/21/2022 2:38:39 PM BIM 360://214735-PERRY'S - VERDAD/2150004838 Verdad Austin, TX MEP -v21_Coy.Macy.rvt