



08-12-24 WALGREENS #5460 PONTIAC, IL

CheckList Information

Name : Walgreens Survey-Exterior Pics **Status :** Completed
Assigned Organization : National TAB **Asset :**
Requesting Organization : National TAB
Created Date : 08/14/2024 - Megan McKelvey - National TAB
Completed Date : 08/14/2024 - Dylan Crisman - National TAB

CheckList Item Details

Take picture of front of building.

Comment:



08/14/2024

Picture of back of building.

Comment:



08/14/2024

Pictures of left & right side of building.

Comment:



08/14/2024



08/14/2024

Picture(s) of overall roof layout.

Comment:



08/14/2024



08/14/2024



08-12-24 WALGREENS #5460 PONTIAC, IL


CheckList Information

Name : Walgreens Survey-Interior Pics **Status :** Completed
Assigned Organization : National TAB **Asset :**
Requesting Organization : National TAB
Created Date : 08/14/2024 - Megan McKelvey - National TAB
Completed Date : 08/14/2024 - Dylan Crisman - National TAB

CheckList Item Details

Interior retail space.

Comment:



08/14/2024




08/14/2024



08/14/2024

Office area.

Comment:



08/14/2024

Picture of thermostat RTU 1. List manufacturer/model number if available.

Comment:



08/14/2024

Picture of thermostat RTU 2. List manufacturer/model number if available.

Comment:



08/14/2024

Picture of thermostat RTU 3. List manufacturer/model number if available.

Comment:



08/14/2024

Picture of thermostat RTU 4. List manufacturer/model number if available.

Comment:



08/14/2024

Picture of thermostat RTU 5. List manufacturer/model number if available.


Comment:



08/14/2024

Stock room / storage area.

Comment:



08/14/2024

Employee breakroom (if applicable).

Comment:



08/14/2024

Above ceiling RTU 1 supply & return drop.

Comment:

NA

Above ceiling RTU 2 supply & return drop.

Comment:

NA

Above ceiling RTU 3 supply & return drop.

Comment:

NA

Above ceiling RTU 4 supply & return drop.

Comment:

NA

Above ceiling RTU 5 supply & return drop.

Comment:

NA

Ceiling of vestibule (if applicable).

Comment:

NA

Fire panel (if exists). Take picture of front of panel. If able to open panel door easily, take a picture of inside panel. List manufacturer/model number of panel if available.

Comment:

Model 5207



08/14/2024



08/14/2024



08/14/2024



08-12-24 WALGREENS #5460 PONTIAC, IL

CheckList Information

Name : Walgreens Survey-RTU #1 **Status :** Not Completed
Assigned Organization : National TAB **Asset :**
Requesting Organization : National TAB
Created Date : 08/14/2024 - Megan McKelvey - National TAB

CheckList Item Details

List unit label or tag nomenclature (if exists).

Comment:

Close up picture of unit tag.

Comment:



08/14/2024

List model serial number & manufacturer.

Comment:

MODEL YCD121C3HAAA SERIAL P391034270 TRANE

Left side of cabinet.

Comment:



08/14/2024

Right side of cabinet.

Comment:



08/14/2024

Front side of cabinet.

Comment:



08/14/2024

Back side of cabinet.

Comment:



08/14/2024

Inside of electrical cabinet.

Comment:



08/14/2024

Electrical schematic.


Comment:



08/14/2024



08/14/2024



08/14/2024

Close up picture of condensing coil.

Comment:



08/14/2024



08/14/2024

Blower compartment.

Comment:



08/14/2024

Mixed air compartment.


Comment:



08/14/2024

Close up of evaporative coil.

Comment:



08/14/2024

Return drop looking down from unit if possible.

Comment:



08/14/2024

Supply drop looking down from unit if possible.

Comment:

N/A

List any visual damage and take additional pictures if needed.

Comment:

Condenser coil hail damage.



08/14/2024



08/14/2024

Comment:



08/14/2024

Right side of cabinet.

Comment:



08/14/2024

Front side of cabinet.

Comment:



08/14/2024

Back side of cabinet.


Comment:



08/14/2024

Inside of electrical cabinet.


Comment:




08/14/2024

Electrical schematic.


Comment:



08/14/2024



08/14/2024




08/14/2024

Close up picture of condensing coil.

Comment:



08/14/2024



08/14/2024

Blower compartment.

Comment:



08/14/2024

Mixed air compartment.


Comment:



08/14/2024

Close up of evaporative coil.


Comment:



08/14/2024

Return drop looking down from unit if possible.

Comment:



08/14/2024

Supply drop looking down from unit if possible.

Comment:

NA

List any visual damage and take additional pictures if needed.

Comment:

CONDENSOR COIL HAIL DAMAGE



08/14/2024



08/14/2024



08-12-24 WALGREENS #5460 PONTIAC, IL

CheckList Information

Name : Walgreens Survey-RTU #3 **Status :** Not Completed

Assigned Organization : National TAB **Asset :**

Requesting Organization : National TAB

Created Date : 08/14/2024 - Megan McKelvey - National TAB

CheckList Item Details

List unit label or tag nomenclature (if exists).

Comment:

Close up picture of unit tag.

Comment:



08/14/2024

List model serial number & manufacturer.

Comment:

MODEL YCD091D3HABE SERIAL P39102717D

Left side of cabinet.

Comment:



08/14/2024

Right side of cabinet.

Comment:



08/14/2024

Front side of cabinet.

Comment:



08/14/2024

Back side of cabinet.

Comment:



08/14/2024

Inside of electrical cabinet.

Comment:




08/14/2024

Electrical schematic.

Comment:

NA



08/14/2024

Close up picture of condensing coil.


Comment:



08/14/2024

Blower compartment.

Comment:



08/14/2024

Mixed air compartment.


Comment:



08/14/2024

Close up of evaporative coil.


Comment:



08/14/2024

Return drop looking down from unit if possible.

Comment:



08/14/2024

Supply drop looking down from unit if possible.

Comment:

NA

List any visual damage and take additional pictures if needed.

Comment:


Evaporator coil damage, Condenser coil hail Damage Blower belt in very poor shape needs replacement. Significant Damage to MA and Electrical compartment doors as well as top cover of RTU.



08/14/2024



08/14/2024



08/14/2024

Comment:



08/14/2024

Right side of cabinet.

Comment:



08/14/2024

Front side of cabinet.

Comment:



08/14/2024

Back side of cabinet.


Comment:



08/14/2024

Inside of electrical cabinet.

Comment:



08/14/2024

Electrical schematic.

Comment:



08/14/2024

Close up picture of condensing coil.

Comment:



08/14/2024

Blower compartment.

Comment:



08/14/2024

Mixed air compartment.

Comment:



08/14/2024

Close up of evaporative coil.

Comment:



08/14/2024

Return drop looking down from unit if possible.

Comment:



08/14/2024

Supply drop looking down from unit if possible.

Comment:


List any visual damage and take additional pictures if needed.

Comment:


Extensive condenser coil damage Hole in condenser coil Outdoor fan cover missing



08/14/2024



08/14/2024



08/14/2024

Comment:



08/15/2024

Right side of cabinet.

Comment:



08/15/2024

Front side of cabinet.

Comment:



08/15/2024

Back side of cabinet.

Comment:



08/15/2024

Inside of electrical cabinet.

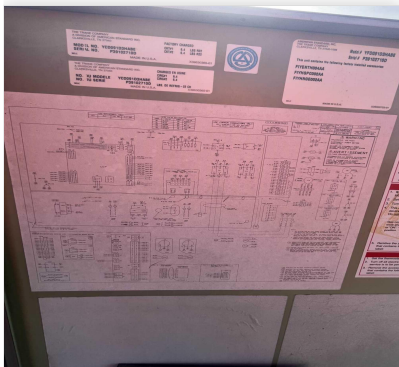
Comment:



08/15/2024

Electrical schematic.


Comment:



08/15/2024

Close up picture of condensing coil.

Comment:



08/15/2024

Blower compartment.

Comment:



08/15/2024

Mixed air compartment.

Comment:



08/15/2024

Close up of evaporative coil.


Comment:



08/15/2024

Return drop looking down from unit if possible.

Comment:



08/15/2024

Supply drop looking down from unit if possible.

Comment:

List any visual damage and take additional pictures if needed.

Comment:



08-12-24 WALGREENS #5460 PONTIAC, IL

CheckList Information

Name : Walgreens Survey-RTU #6 Status : Not Completed

Assigned Organization : National TAB Asset :

Requesting Organization : National TAB

Created Date : 08/14/2024 - Megan McKelvey - National TAB

CheckList Item Details

List unit label or tag nomenclature (if exists).

Comment:

Close up picture of unit tag.

Comment:



08/15/2024

List model serial number & manufacturer.

Comment:

Model YCD037C3HABE SERIAL P39102610D

Left side of cabinet.

Comment:



08/15/2024

Right side of cabinet.

Comment:



08/15/2024

Front side of cabinet.

Comment:



08/15/2024

Back side of cabinet.


Comment:



08/15/2024

Inside of electrical cabinet.


Comment:



08/15/2024

Electrical schematic.

Comment:



08/15/2024

Close up picture of condensing coil.

Comment:

Blower compartment.

Comment:



08/15/2024

Mixed air compartment.

Comment:



08/15/2024

Close up of evaporative coil.


Comment:



08/15/2024

Return drop looking down from unit if possible.

Comment:



08/15/2024

Supply drop looking down from unit if possible.

Comment:

List any visual damage and take additional pictures if needed.

Comment:



08/22/2024

Front side of cabinet.

Comment:



08/22/2024

Back side of cabinet.

Comment:



08/22/2024



08-12-24 WALGREENS #5460 PONTIAC, IL

CheckList Information

Name : Walgreens Survey-Electrical Panel #1 **Status :** Not Completed
Assigned Organization : National TAB **Asset :**
Requesting Organization : National TAB
Created Date : 08/14/2024 - Megan McKelvey - National TAB

CheckList Item Details

Unit label or markings. Picture of front of panel.

Comment:



Open the panel door and take picture of all the breakers and a picture of the inside door panel where label / information is applied.

Comment:



Size and type of main breaker.

Comment:

Size and type of RTU unit breaker 1.

Comment:

3 pull

Size and type of RTU unit breaker 2.

Comment:

3 pull

Size and type of RTU unit breaker 3.

Comment:

3 pull

Size and type of RTU unit breaker 4.

Comment:

3 pull

Size and type of RTU unit breaker 5.

Comment:

3 pull

Size and type of exhaust fan #1 breaker.

Comment:

1 pull

CheckList List

- Walgreens Survey-Exhaust Fan #1
- Walgreens Survey-Exhaust Fan #2/3
- Walgreens Survey-Exhaust Fan #4



08-12-24 WALGREENS #5460 PONTIAC, IL

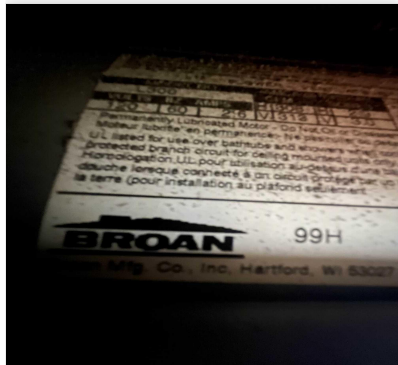
CheckList Information

Name : Walgreens Survey-Exhaust Fan #1 **Status :** Not Completed
Assigned Organization : National TAB **Asset :**
Requesting Organization : National TAB
Created Date : 08/14/2024 - Megan McKelvey - National TAB

CheckList Item Details

Unit label or markings if any.

Comment:



08/15/2024

Unit tag manufacturer, model number, and serial number.

Comment:

BROAN 99H

Interior fan picture (motor / disconnect compartment under fan cap).

Comment:



08/15/2024

Picture of curb. Measure length and width of curb.

Comment:

NA/Ceiling fan

Does fan spin freely?

Yes

Comment:

List any visual damage and take additional pictures if needed.

Comment:



08-12-24 WALGREENS #5460 PONTIAC, IL

CheckList Information

Name : Walgreens Survey-Exhaust Fan #2/3 **Status :** Not Completed

Assigned Organization : National TAB **Asset :**

Requesting Organization : National TAB

Created Date : 08/14/2024 - Megan McKelvey - National TAB

CheckList Item Details

Unit label or markings if any.

Comment:

Unit tag manufacturer, model number, and serial number.

Comment:

Interior fan picture (motor / disconnect compartment under fan cap).

Comment:

EF-2/EF-3 Women's/men's RR fans



08/15/2024



08/15/2024

Picture of curb. Measure length and width of curb.

Comment:

Does fan spin freely?

Yes

Comment:

List any visual damage and take additional pictures if needed.

Comment:

Fans are very dirty



08-12-24 WALGREENS #5460 PONTIAC, IL

CheckList Information

Name : Walgreens Survey-Exhaust Fan #4 **Status :** Not Completed
Assigned Organization : National TAB **Asset :**
Requesting Organization : National TAB
Created Date : 08/14/2024 - Megan McKelvey - National TAB

CheckList Item Details

Unit label or markings if any.

Comment:

Unit tag manufacturer, model number, and serial number.

Comment:

Interior fan picture (motor / disconnect compartment under fan cap).

Comment:



08/15/2024

Picture of curb. Measure length and width of curb.

Comment:

Does fan spin freely?

Yes

Comment:

List any visual damage and take additional pictures if needed.

Comment:

Fan is very dirty. Duct connector is not seated properly on ceiling cutout.