

CheckList List

- Walgreens Survey-Exhaust Fan #1
- Walgreens Survey-Exhaust Fan #2/3
- Walgreens Survey-Exhaust Fan #4



08-12-24 WALGREENS #5460 PONTIAC, IL

CheckList Information

Name : Walgreens Survey-Exhaust Fan #1 **Status :** Not Completed

Assigned Organization : National TAB **Asset :**


Requesting Organization : National TAB

Created Date : 08/14/2024 - Megan McKelvey - National TAB

CheckList Item Details

Unit label or markings if any.

Comment:



08/15/2024

Unit tag manufacturer, model number, and serial number.

Comment:

BROAN 99H

Interior fan picture (motor / disconnect compartment under fan cap).

Comment:



08/15/2024

Picture of curb. Measure length and width of curb.

Comment:

NA/Ceiling fan

Does fan spin freely?

Yes

Comment:

List any visual damage and take additional pictures if needed.

Comment:



08-12-24 WALGREENS #5460 PONTIAC, IL

CheckList Information

Name : Walgreens Survey-Exhaust Fan #2/3 **Status :** Not Completed

Assigned Organization : National TAB **Asset :**

Requesting Organization : National TAB

Created Date : 08/14/2024 - Megan McKelvey - National TAB

CheckList Item Details

Unit label or markings if any.

Comment:

Unit tag manufacturer, model number, and serial number.

Comment:

Interior fan picture (motor / disconnect compartment under fan cap).

Comment:

EF-2/EF-3 Women's/men's RR fans



08/15/2024



08/15/2024

Picture of curb. Measure length and width of curb.

Comment:

Does fan spin freely?

Yes

Comment:

List any visual damage and take additional pictures if needed.

Comment:

Fans are very dirty



08-12-24 WALGREENS #5460 PONTIAC, IL

CheckList Information

Name : Walgreens Survey-Exhaust Fan #4 **Status :** Not Completed

Assigned Organization : National TAB **Asset :**

Requesting Organization : National TAB

Created Date : 08/14/2024 - Megan McKelvey - National TAB

CheckList Item Details

Unit label or markings if any.

Comment:

Unit tag manufacturer, model number, and serial number.

Comment:

Interior fan picture (motor / disconnect compartment under fan cap).

Comment:



08/15/2024

Picture of curb. Measure length and width of curb.

Comment:

Does fan spin freely?

Yes

Comment:

List any visual damage and take additional pictures if needed.

Comment:

Fan is very dirty. Duct connector is not seated properly on ceiling cutout.

CheckList List

- Walgreens Survey-RTU #1
- Walgreens Survey-RTU #2

Comment:



08/14/2024

Right side of cabinet.

Comment:



08/14/2024

Front side of cabinet.

Comment:



08/14/2024

Back side of cabinet.

Comment:



08/14/2024

Inside of electrical cabinet.

Comment:



08/14/2024

Electrical schematic.


Comment:



08/14/2024



08/14/2024



08/14/2024

Close up picture of condensing coil.

Comment:



08/14/2024



08/14/2024

Blower compartment.

Comment:



08/14/2024

Mixed air compartment.


Comment:



08/14/2024

Close up of evaporative coil.

Comment:



08/14/2024

Return drop looking down from unit if possible.

Comment:



08/14/2024

Supply drop looking down from unit if possible.

Comment:

N/A

List any visual damage and take additional pictures if needed.

Comment:

Condenser coil hail damage.



08/14/2024



08/14/2024

Comment:



08/14/2024

Right side of cabinet.

Comment:



08/14/2024

Front side of cabinet.

Comment:



08/14/2024

Back side of cabinet.


Comment:



08/14/2024

Inside of electrical cabinet.


Comment:




08/14/2024

Electrical schematic.


Comment:



08/14/2024



08/14/2024




08/14/2024

Close up picture of condensing coil.

Comment:



08/14/2024



08/14/2024

Blower compartment.

Comment:



08/14/2024

Mixed air compartment.


Comment:



08/14/2024

Close up of evaporative coil.


Comment:



08/14/2024

Return drop looking down from unit if possible.

Comment:



08/14/2024

Supply drop looking down from unit if possible.

Comment:

NA

List any visual damage and take additional pictures if needed.

Comment:

CONDENSOR COIL HAIL DAMAGE



08/14/2024



08/14/2024

CheckList List

- Walgreens Survey-RTU #3
- Walgreens Survey-RTU #4

Comment:



08/14/2024

Right side of cabinet.

Comment:



08/14/2024

Front side of cabinet.

Comment:



08/14/2024

Back side of cabinet.

Comment:



08/14/2024

Inside of electrical cabinet.

Comment:




08/14/2024

Electrical schematic.

Comment:

NA



08/14/2024

Close up picture of condensing coil.


Comment:



08/14/2024

Blower compartment.

Comment:



08/14/2024

Mixed air compartment.


Comment:



08/14/2024

Close up of evaporative coil.


Comment:



08/14/2024

Return drop looking down from unit if possible.

Comment:



08/14/2024

Supply drop looking down from unit if possible.

Comment:

NA

List any visual damage and take additional pictures if needed.

Comment:


Evaporator coil damage, Condenser coil hail Damage Blower belt in very poor shape needs replacement. Significant Damage to MA and Electrical compartment doors as well as top cover of RTU.



08/14/2024



08/14/2024



08/14/2024

Comment:



08/14/2024

Right side of cabinet.

Comment:



08/14/2024

Front side of cabinet.

Comment:



08/14/2024

Back side of cabinet.


Comment:



08/14/2024

Inside of electrical cabinet.

Comment:



08/14/2024

Electrical schematic.

Comment:



08/14/2024

Close up picture of condensing coil.

Comment:



08/14/2024

Blower compartment.

Comment:



08/14/2024

Mixed air compartment.

Comment:



08/14/2024

Close up of evaporative coil.

Comment:



08/14/2024

Return drop looking down from unit if possible.

Comment:



08/14/2024

Supply drop looking down from unit if possible.

Comment:


List any visual damage and take additional pictures if needed.

Comment:


Extensive condenser coil damage Hole in condenser coil Outdoor fan cover missing



08/14/2024



08/14/2024



08/14/2024

CheckList List

- Walgreens Survey-RTU #5
- Walgreens Survey-RTU #6



08-12-24 WALGREENS #5460 PONTIAC, IL

CheckList Information

Name : Walgreens Survey-RTU #5 **Status :** Not Completed

Assigned Organization : National TAB **Asset :**

Requesting Organization : National TAB

Created Date : 08/14/2024 - Megan McKelvey - National TAB

CheckList Item Details

List unit label or tag nomenclature (if exists).

Comment:

Close up picture of unit tag.

Comment:



08/15/2024

List model serial number & manufacturer.

Comment:

Model YCD061C3HABF SERIAL YCD037C3HABE

Left side of cabinet.

Comment:



08/15/2024

Right side of cabinet.

Comment:



08/15/2024

Front side of cabinet.

Comment:



08/15/2024

Back side of cabinet.

Comment:



08/15/2024

Inside of electrical cabinet.

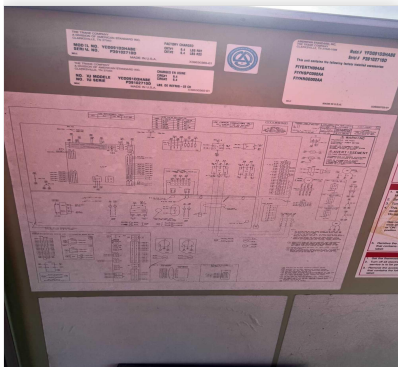
Comment:



08/15/2024

Electrical schematic.


Comment:



08/15/2024

Close up picture of condensing coil.

Comment:



08/15/2024

Blower compartment.

Comment:



08/15/2024

Mixed air compartment.

Comment:



08/15/2024

Close up of evaporative coil.


Comment:



08/15/2024

Return drop looking down from unit if possible.

Comment:



08/15/2024

Supply drop looking down from unit if possible.

Comment:

List any visual damage and take additional pictures if needed.

Comment:



08-12-24 WALGREENS #5460 PONTIAC, IL

CheckList Information

Name : Walgreens Survey-RTU #6 **Status :** Not Completed

Assigned Organization : National TAB **Asset :**

Requesting Organization : National TAB

Created Date : 08/14/2024 - Megan McKelvey - National TAB

CheckList Item Details

List unit label or tag nomenclature (if exists).

Comment:

Close up picture of unit tag.

Comment:



08/15/2024

List model serial number & manufacturer.

Comment:

Model YCD037C3HABE SERIAL P39102610D

Left side of cabinet.

Comment:



08/15/2024

Right side of cabinet.

Comment:



08/15/2024

Front side of cabinet.

Comment:



08/15/2024

Back side of cabinet.


Comment:



08/15/2024

Inside of electrical cabinet.


Comment:



08/15/2024

Electrical schematic.

Comment:



08/15/2024

Close up picture of condensing coil.

Comment:

Blower compartment.

Comment:



08/15/2024

Mixed air compartment.

Comment:



08/15/2024

Close up of evaporative coil.


Comment:



08/15/2024

Return drop looking down from unit if possible.

Comment:



08/15/2024

Supply drop looking down from unit if possible.

Comment:

List any visual damage and take additional pictures if needed.

Comment:
