



Lennox National Accounts Project Submittal

Project Name: Barnes & Noble WOODINVILLE, WA
Project Number: 801690
Project Altitude: 39
Project Location:
WOODINVILLE, Washington US

Date: 2/5/2025
Quote: 552334
Roof Top Units: 7
Split Systems: 0

Customer: Zone Comm Seattle Spokane
National Account: Barnes & Noble Inc

Table of Contents

Tag	Qty	Model	Description
<u>RTU-1 (10 TON)</u>	1	LGT120H5E	LGT120H5E-G 10T
<u>RTU-2 (7.5 TON)</u>	1	LGT092H5E	LGT092H5E-G 7.5T
<u>RTU-3 (20 TON)</u>	1	LGT240H5M	LGT240H5M-G 20T
<u>RTU-4 (3 TON)</u>	1	LGT036H5E	LGT036H5E-G 3T
<u>RTU-5 (20 TON)</u>	1	LGT240H5M	LGT240H5M-G 20T
<u>RTU-6 (10 TON)</u>	1	LGT120H5E	LGT120H5E-G 10T
<u>RTU-7 (3 TON)</u>	1	LGT036H5E	LGT036H5E-G 3T
<u>Miscellaneous Items</u>			

Revit® Building Information Modeling (BIM) - [Click here](#)

AutoCAD® Templates - [Click here](#)



Lennox National Accounts Project Submittal

Tag: RTU-1 (10 TON)
Model: LGT120H5E - LGT120H5E-G 10T

UNIT OVERVIEW

Voltage	IEER EER	MCA/MOCP (amp)	Gross Cooling Ttl/Sens (MBH)	Net Cooling Ttl/Sens (MBH)	Supply Air Flow (cfm)	ESP/TSP (in.WC)	EAT DB/WB (°F)	LAT DB/WB (°F)
460V 3Ph 60Hz	16.1 12.1	23 / 30	125.7 / 91.8	119.2 / 85.2	4,000	0.50 / 1.09	80.0 / 67.0	58.2 / 56.6

COOLING

Cooling Performance		Temperatures (DB/WB °F)	
Gross Cooling (Ttl/Sens)	125.7 / 91.8 MBH	Ambient	95.0
Net Cooling (Ttl/Sens)	119.2 / 85.2 MBH	Entering	80.0
Coil Moisture Removal	31.99 lb/hr	Total Leaving – (Coil)	58.2
System Moisture Removal	31.99 lb/hr	Total Leaving – (Unit)	59.8
			57.2

ARI Performance		Compressors		Refrigerant		Condensate Drain	
ARI Cooling	121.0 / 118.0 MBH	Cooling Stages	3.0	Type	R-454B	Qty	1
ARI Power	9,900 W	Compressor Qty	2	Charge	11 LBS. 12 OZ.	Size	1 in.
		Compressor RLA	14 amp			Pipe Thread	npt

HEATING

Heating Performance		Temperatures (DB/WB °F)		Specifications	
Output (High/Low)	194.0 / 126.4 MBH	Total Leaving	44.9	Heat Stages	2
Input (High/Low)	240.0 / 156.0 MBH			Thermal Efficiency	81.0%
Gas Heat Rise	44.9 °F			Gas Line Size	0.75 in.
				Gas Pressure	7 in.WC

VENTILATION

Air Flow (cfm)		Supply Fan		Air Resistance (in.WC)	
Supply	4,000	Nominal Power	3.75 hp	Total	1.09
		Required Power	2.05 hp	Ext Supply	0.50
		Drive Type	ECM Direct Drive		
		Required Watts	1,526 W		

AIR RESISTANCE - OPTIONS/ACCESSORIES (in.WC)

Wet Coil	Humiditrol	Heat	Economizer	Filters	Diffuser	Exhaust	ERW
0.14		0.22	0.19	0.04			

ELECTRICAL

Voltage	460V 3Ph / 60Hz	Compressor RLA	14.0 amp
MCA	23 amp	Condenser FLA	3.0 amp
MOCP	30 amp	Supply Fan FLA	4.3 amp
Oper Range-Nom Volt	+/- 10%	Cooling FLA Total	21.3 amp

ADDITIONAL DATA

Cabinet	101.25 in. x 60.12 in. x 46.88 in.	Total Weight	1,226 lb
Downflow Supply	20.0 in. x 28.0 in.	Base Unit Net Weight	1,100 lb
Downflow Return	24.0 in. x 27.0 in.	OAS/Econ Weight	86 lb
Filters	(4) 20.0 in. x 25.0 in. x 2.0 in.	Exhaust Weight	8 lb
Sound Rating	89 dBA	Gas Heat Weight	32 lb



Lennox National Accounts Project Submittal

Tag: RTU-1 (10 TON)

Factory Installed Options

- High Performance Economizer Factory Installed
- Single Enthalpy High Performance Economizer Direct Drive
- Unit Orientation Downflow
- Supply Fan: Multi-Speed ECM Direct Drive 440V/460V/480V 3Phase
- 80Amp Non-Fused Disconnect Factory Installed
- Built-in BACnet IP and MS/TP (standard)
- Refrigerant R-454B
- Supply Motor - 3.75 Hp - DirectPlus w/MSAV
- Barometric Relief Damper Factory Installed 240K A.S. (Dual Stage)
- Hinged Access Doors Factory Installed
- 15A GFCI Factory Installed/Field Wired
- Supply Air Smoke Detector Factory Installed
- Return Air Smoke Detector Factory Installed
- Environ Condenser Coil System Factory Installed
- Indoor and Outdoor Corrosion Protection Factory Installed
- 2" MERV8 - Filter Factory installed

Field Installed Accessories

Catalog Number	Qty	Description
23V86	1	CO2 Sensors - Wall-mount, white plastic cover, no display Field Installed
Y3027	2	BE RTS2-AOS Multi Signal Accessory

Product Features

Cabinet

- Hinged Access Panels
- Durable Outdoor Enamel Paint Finish
- Totally Enclosed Outdoor Fan Motor
- PVC Coated Fan Guard
- Corrosion-Resistant Removable, Reversible Drain Pan
- Isolated Compressor Compartment

Cooling System

- Scroll Compressor
- Expansion Valves
- High Capacity Driers
- Crankcase Heater
- System can operate from 0°F to 125°F without any additional controls
- Pre-charged Refrigeration System
- Timed Off Control
- Internal Pressure Relief Valve

Heating System

- Redundant Automatic Gas Valve with Manual Shut-off
- Electronic Flame Sensor
- Direct Spark Ignition
- Inshot Burners
- AGA-CGA Certified
- If configured for room sensor control, additional staging may be possible. Refer to performance tables within the EHB

Control System

- Fan and Limit Controls
- Overload Protection
- Microprocessor Controls – Lennox® CORE Control System
- Auto reset high & low pressure switch with strike 3 lockout feature in Lennox® CORE Control System
- Built-in BACnet IP & MS/TP
- Phase/Voltage Detection
- Return Air Sensor Factory Installed
- Outdoor Air Sensor Factory Installed
- Factory Installed Discharge Air Sensor



Lennox National Accounts Project Submittal

Refrigerant Detection System (RDS) and mitigation response, per UL safety standard 60335-2-40

Compliance

Components are Bonded for Grounding

Factory Test Operated

All models are ASHRAE 90.1 energy efficiency compliant and meet or exceed requirements of Section 6.8

All models meet DOE 2023 energy efficiency standards

All models are compliant with and listed to UL standard 60335-2-40

Model meets California Code of Regulations, Title 24 and ASHRAE 90.1-2016 Section 6.4.3.10 requirements for staged airflow

Model meets HCAI (formerly OSHPD) OSP and Special Seismic Certification (Number: OSP-0596) and meet 2018 International Building Code (IBC), 2019

California Building Code (CBC) ASCE 7, and ICC-ES AC156

ISO 9001 Registered Manufacturing Quality System

Warranty

Limited warranty on aluminized heat exchanger of 10 years

Limited warranty on compressor of 5 years

Limited warranty on Environ Coil System of 3 years

Limited warranty on High Performance Economizer of 5 years

Limited warranty on all other components of 1 year

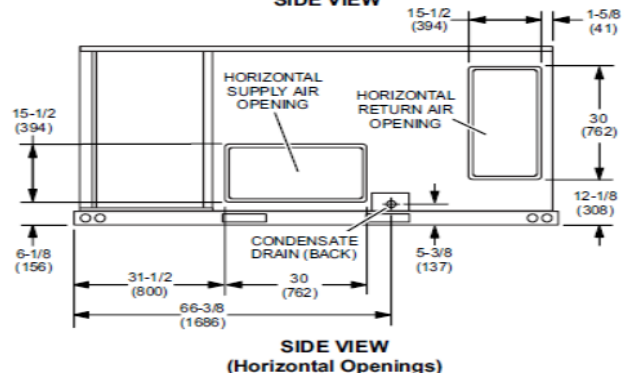
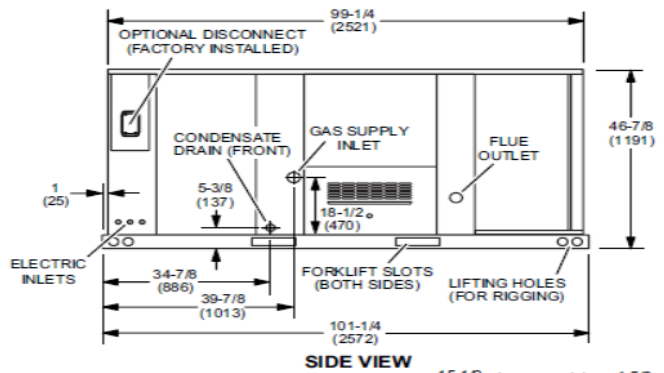
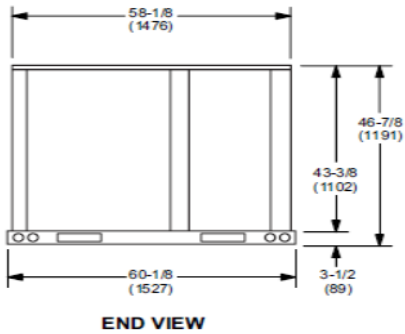
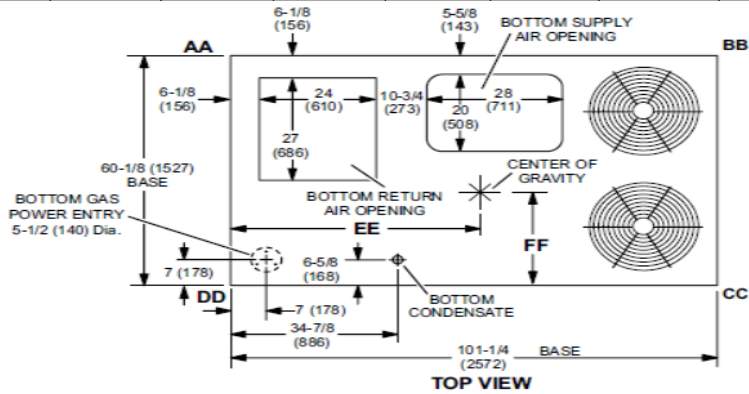
Limited warranty on Lennox® CORE Control System of 3 years

See Limited Warranty Certificate included with unit for details

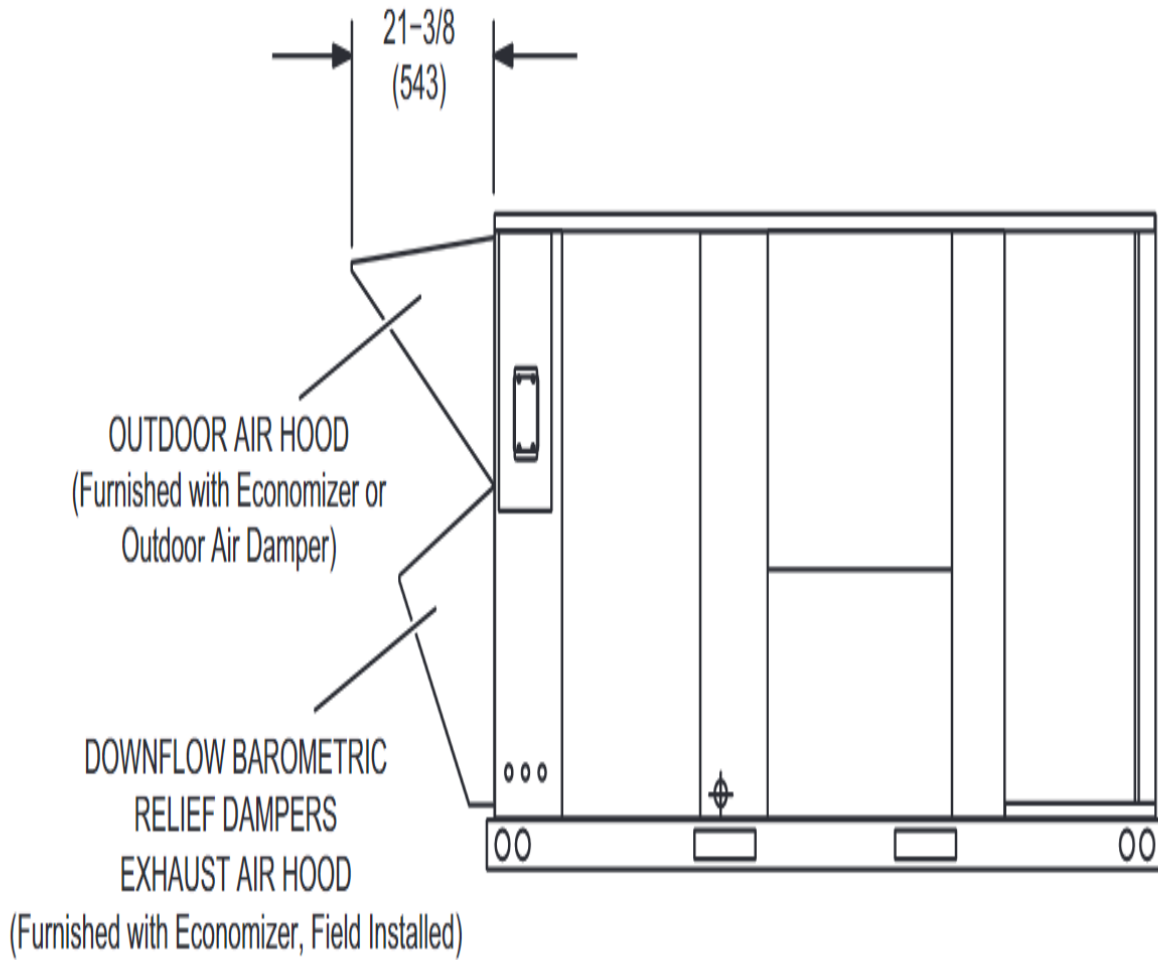


Lennox National Accounts Project Submittal

Corner Weights (lb)						Center of Gravity (in.)					
AA		BB		CC		DD		EE		FF	
Base	Max	Base	Max	Base	Max	Base	Max	Base	Max	Base	Max
306	349	275	305	295	326	334	382	46.50	45.50	24.50	25.50



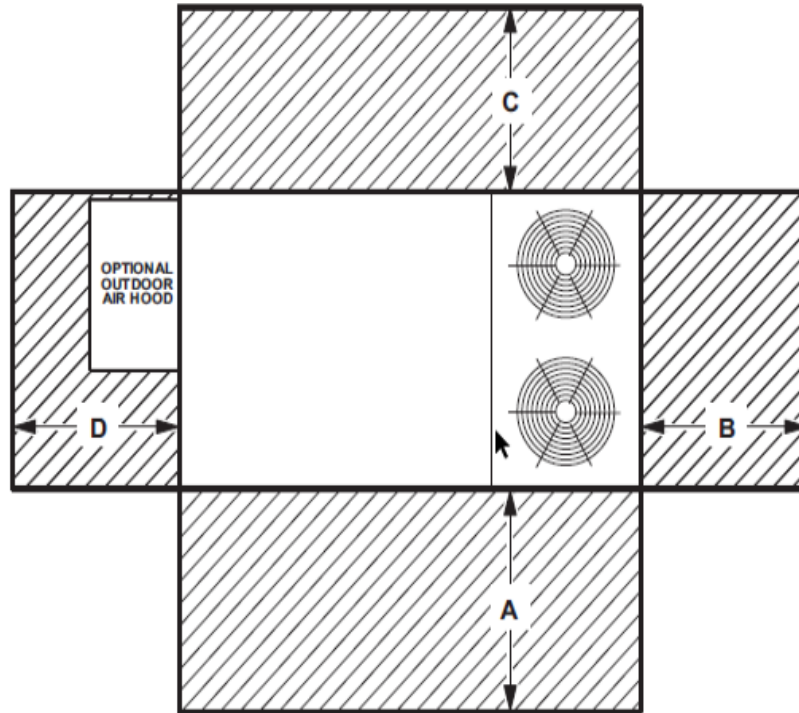
OUTDOOR AIR HOOD DETAIL





Lennox National Accounts Project Submittal

UNIT CLEARANCES



¹ Unit Clearance	A		B		C		D		Top Clearance
	in.	mm	in.	mm	in.	mm	in.	mm	
Service Clearance	60	1524	36	914	36	934	60	1524	Unobstructed
Clearance to Combustibles	36	914	1	25	1	25	1	25	
Minimum Operation Clearance	36	914	36	914	36	914	36	914	

NOTE - Entire perimeter of unit base requires support when elevated above the mounting surface.

¹ Service Clearance - Required for removal of serviceable parts.

Clearance to Combustibles - Required clearance to combustible material.

Minimum Operation Clearance - Required clearance for proper unit operation.



Lennox National Accounts Project Submittal

Tag: RTU-2 (7.5 TON)
Model: LGT092H5E - LGT092H5E-G 7.5T

UNIT OVERVIEW

Voltage	IEER EER	MCA/MOCP (amp)	Gross Cooling Ttl/Sens (MBH)	Net Cooling Ttl/Sens (MBH)	Supply Air Flow (cfm)	ESP/TSP (in.WC)	EAT DB/WB (°F)	LAT DB/WB (°F)
460V 3Ph 60Hz	16.1 12.3	22 / 25	94.7 / 68.2	91.1 / 64.6	3,000	0.50 / 0.87	80.0 / 67.0	58.4 / 56.6

COOLING

Cooling Performance		Temperatures (DB/WB °F)	
Gross Cooling (Ttl/Sens)	94.7 / 68.2 MBH	Ambient	95.0
Net Cooling (Ttl/Sens)	91.1 / 64.6 MBH	Entering	80.0
Coil Moisture Removal	24.99 lb/hr	Total Leaving – (Coil)	58.4
System Moisture Removal	24.99 lb/hr	Total Leaving – (Unit)	59.5
			57.0

ARI Performance		Compressors		Refrigerant		Condensate Drain	
ARI Cooling	94.0 / 92.0 MBH	Cooling Stages	3.0	Type	R-454B	Qty	1
ARI Power	7,600 W	Compressor Qty	2	Charge	12 LBS. 2 OZ.	Size	1 in.
		Compressor RLA	13.2 amp			Pipe Thread	npt

HEATING

Heating Performance		Temperatures (DB/WB °F)		Specifications	
Output (High/Low)	144.0 / 93.6 MBH	Total Leaving	44.4	Heat Stages	2
Input (High/Low)	180.0 / 117.0 MBH			Thermal Efficiency	81.0%
Gas Heat Rise	44.4 °F			Gas Line Size	0.75 in.
				Gas Pressure	7 in.WC

VENTILATION

Air Flow (cfm)		Supply Fan		Air Resistance (in.WC)	
Supply	3,000	Nominal Power	3.75 hp	Total	0.87
		Required Power	1.13 hp	Ext Supply	0.50
		Drive Type	ECM Direct Drive		
		Required Watts	841 W		

AIR RESISTANCE - OPTIONS/ACCESSORIES (in.WC)

Wet Coil	Humiditrol	Heat	Economizer	Filters	Diffuser	Exhaust	ERW
0.10		0.12	0.13	0.02			

ELECTRICAL

Voltage	460V 3Ph / 60Hz	Compressor RLA	13.2 amp
MCA	22 amp	Condenser FLA	2.6 amp
MOCP	25 amp	Supply Fan FLA	4.3 amp
Oper Range-Nom Volt	+/- 10%	Cooling FLA Total	20.1 amp

ADDITIONAL DATA

Cabinet	101.25 in. x 60.12 in. x 46.88 in.	Total Weight	1,191 lb
Downflow Supply	20.0 in. x 28.0 in.	Base Unit Net Weight	1,088 lb
Downflow Return	24.0 in. x 27.0 in.	OAS/Econ Weight	86 lb
Filters	(4) 20.0 in. x 25.0 in. x 2.0 in.	Exhaust Weight	8 lb
Sound Rating	88 dBA	Gas Heat Weight	9 lb



Lennox National Accounts Project Submittal

Tag: RTU-2 (7.5 TON)

Factory Installed Options

- High Performance Economizer Factory Installed
- Single Enthalpy High Performance Economizer Direct Drive
- Unit Orientation Downflow
- Supply Fan: Multi-Speed ECM Direct Drive 440V/460V/480V 3Phase
- 80Amp Non-Fused Disconnect Factory Installed
- Built-in BACnet IP and MS/TP (standard)
- Refrigerant R-454B
- Supply Motor - 3.75 Hp - DirectPlus w/MSAV
- Barometric Relief Damper Factory Installed 180K A.S. (Dual Stage)
- Hinged Access Doors Factory Installed
- 15A GFCI Factory Installed/Field Wired
- Supply Air Smoke Detector Factory Installed
- Return Air Smoke Detector Factory Installed
- Environ Condenser Coil System Factory Installed
- Indoor and Outdoor Corrosion Protection Factory Installed
- 2" MERV8 - Filter Factory installed

Field Installed Accessories

Catalog Number	Qty	Description
23V86	1	CO2 Sensors - Wall-mount, white plastic cover, no display Field Installed
Y3027	2	BE RTS2-AOS Multi Signal Accessory

Product Features

Cabinet

- Hinged Access Panels
- Durable Outdoor Enamel Paint Finish
- Totally Enclosed Outdoor Fan Motor
- PVC Coated Fan Guard
- Corrosion-Resistant Removable, Reversible Drain Pan
- Isolated Compressor Compartment

Cooling System

- Scroll Compressor
- Expansion Valves
- High Capacity Driers
- Crankcase Heater
- System can operate from 0°F to 125°F without any additional controls
- Pre-charged Refrigeration System
- Timed Off Control
- Internal Pressure Relief Valve

Heating System

- Redundant Automatic Gas Valve with Manual Shut-off
- Electronic Flame Sensor
- Direct Spark Ignition
- Inshot Burners
- AGA-CGA Certified
- If configured for room sensor control, additional staging may be possible. Refer to performance tables within the EHB

Control System

- Fan and Limit Controls
- Overload Protection
- Microprocessor Controls – Lennox® CORE Control System
- Auto reset high & low pressure switch with strike 3 lockout feature in Lennox® CORE Control System
- Built-in BACnet IP & MS/TP
- Phase/Voltage Detection
- Return Air Sensor Factory Installed
- Outdoor Air Sensor Factory Installed
- Factory Installed Discharge Air Sensor



Lennox National Accounts Project Submittal

Refrigerant Detection System (RDS) and mitigation response, per UL safety standard 60335-2-40

Compliance

Components are Bonded for Grounding

Factory Test Operated

All models are ASHRAE 90.1 energy efficiency compliant and meet or exceed requirements of Section 6.8

All models meet DOE 2023 energy efficiency standards

All models are compliant with and listed to UL standard 60335-2-40

Model meets California Code of Regulations, Title 24 and ASHRAE 90.1-2016 Section 6.4.3.10 requirements for staged airflow

Model meets HCAI (formerly OSHPD) OSP and Special Seismic Certification (Number: OSP-0596) and meet 2018 International Building Code (IBC), 2019

California Building Code (CBC) ASCE 7, and ICC-ES AC156

ISO 9001 Registered Manufacturing Quality System

Warranty

Limited warranty on aluminized heat exchanger of 10 years

Limited warranty on compressor of 5 years

Limited warranty on Environ Coil System of 3 years

Limited warranty on High Performance Economizer of 5 years

Limited warranty on all other components of 1 year

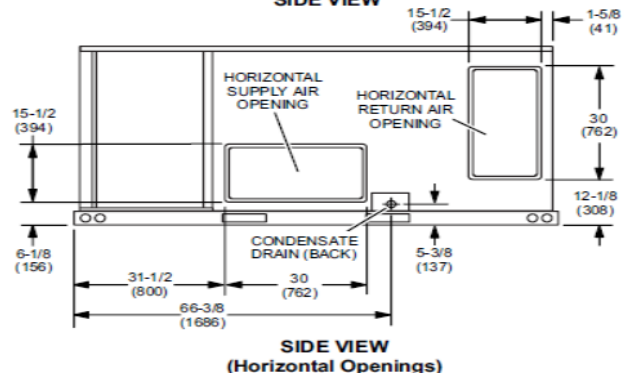
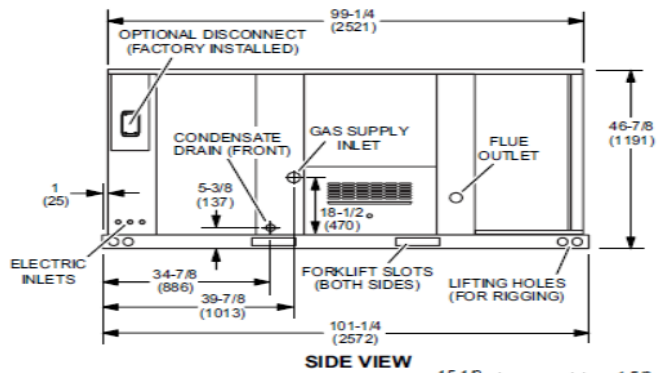
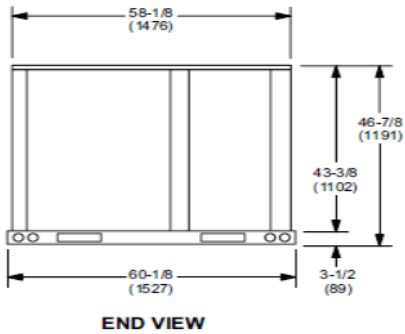
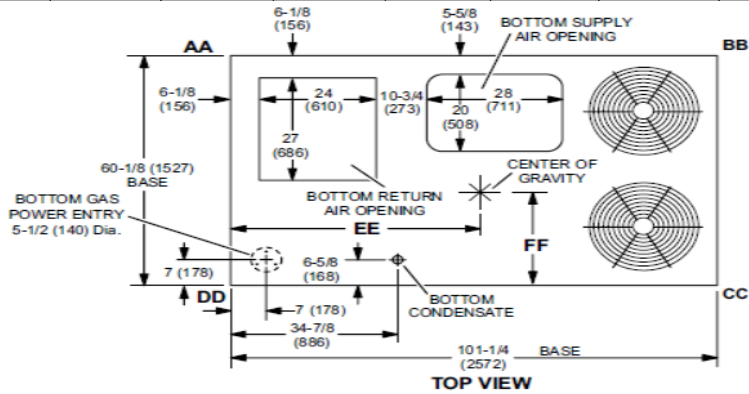
Limited warranty on Lennox® CORE Control System of 3 years

See Limited Warranty Certificate included with unit for details

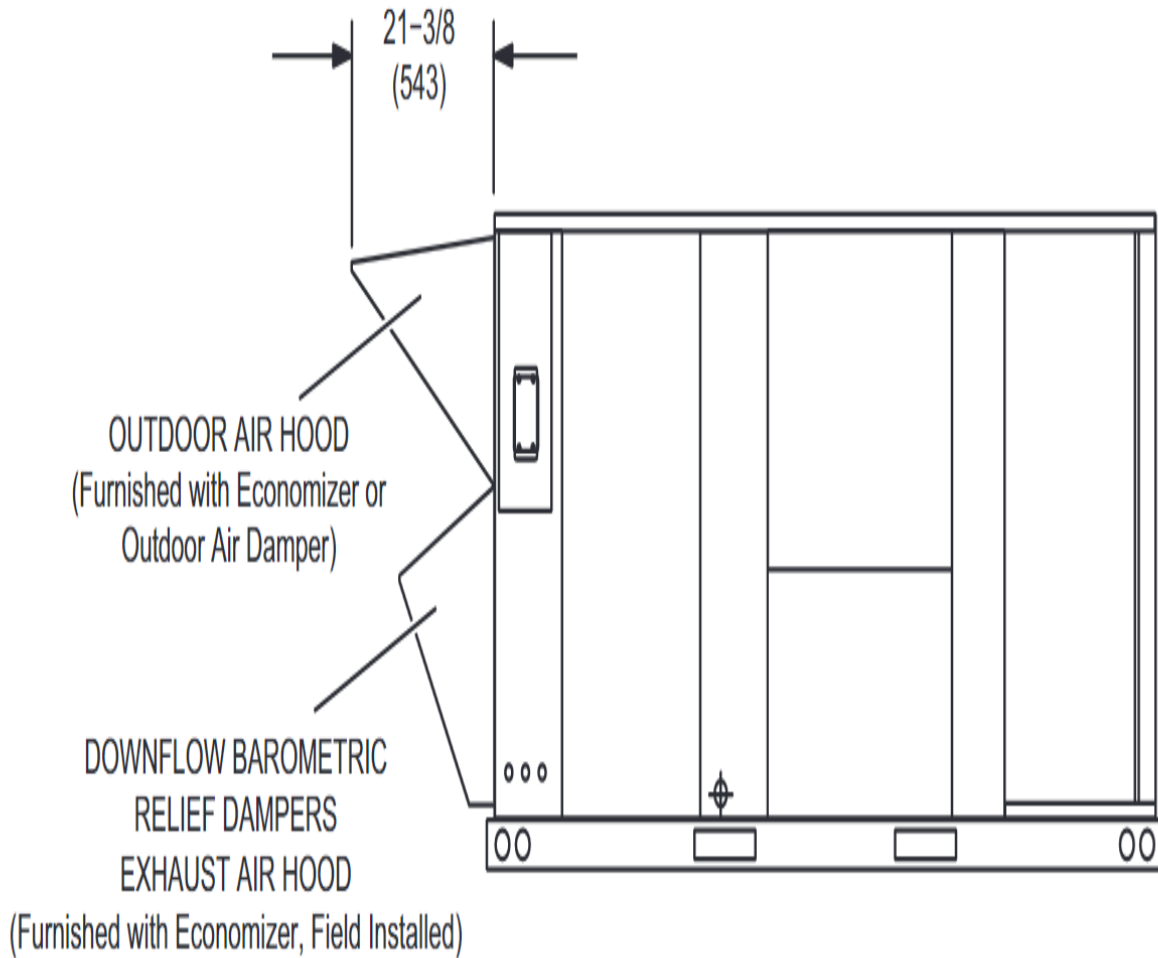


Lennox National Accounts Project Submittal

Corner Weights (lb)						Center of Gravity (in.)					
AA		BB		CC		DD		EE		FF	
Base	Max	Base	Max	Base	Max	Base	Max	Base	Max	Base	Max
293	338	263	295	286	316	326	370	46.50	45.50	24.50	25.50



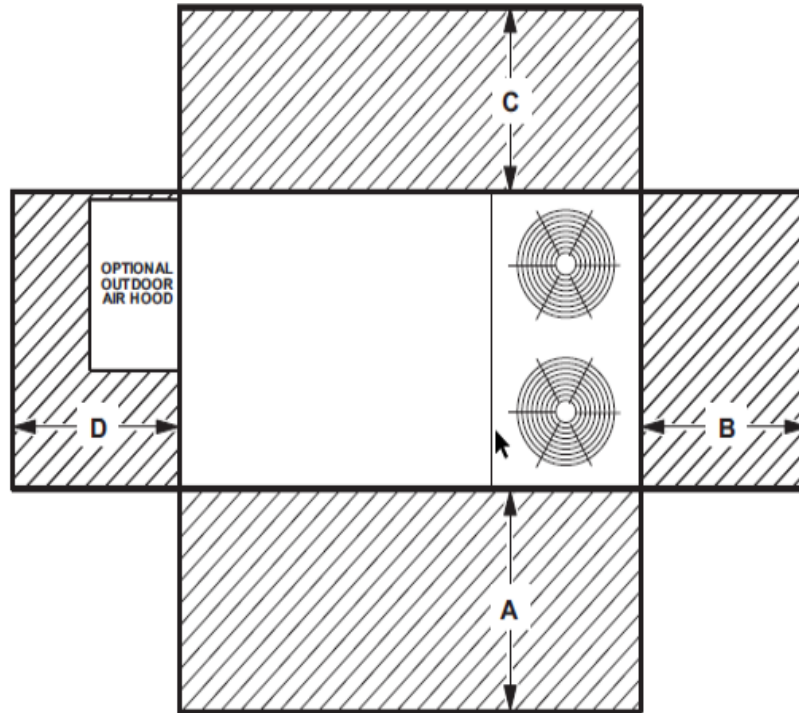
OUTDOOR AIR HOOD DETAIL





Lennox National Accounts Project Submittal

UNIT CLEARANCES



¹ Unit Clearance	A		B		C		D		Top Clearance
	in.	mm	in.	mm	in.	mm	in.	mm	
Service Clearance	60	1524	36	914	36	934	60	1524	Unobstructed
Clearance to Combustibles	36	914	1	25	1	25	1	25	
Minimum Operation Clearance	36	914	36	914	36	914	36	914	

NOTE - Entire perimeter of unit base requires support when elevated above the mounting surface.

¹ Service Clearance - Required for removal of serviceable parts.

Clearance to Combustibles - Required clearance to combustible material.

Minimum Operation Clearance - Required clearance for proper unit operation.



Lennox National Accounts Project Submittal

Tag: RTU-3 (20 TON)
Model: LGT240H5M - LGT240H5M-G 20T

UNIT OVERVIEW

Voltage	IEER EER	MCA/MOCP (amp)	Gross Cooling Ttl/Sens (MBH)	Net Cooling Ttl/Sens (MBH)	Supply Air Flow (cfm)	ESP/TSP (in.WC)	EAT DB/WB (°F)	LAT DB/WB (°F)
460V 3Ph 60Hz	15.4 12	44 / 50	242.7 / 182.0	228.9 / 168.3	8,000	0.50 / 0.93	80.0 / 67.0	58.4 / 57.0

COOLING

Cooling Performance		Temperatures (DB/WB °F)	
Gross Cooling (Ttl/Sens)	242.7 / 182.0 MBH	Ambient	95.0
Net Cooling (Ttl/Sens)	228.9 / 168.3 MBH	Entering	80.0 67.0
Coil Moisture Removal	57.19 lb/hr	Total Leaving – (Coil)	58.4 57.0
System Moisture Removal	57.19 lb/hr	Total Leaving – (Unit)	60.0 57.6

ARI Performance		Compressors		Refrigerant		Condensate Drain	
ARI Cooling	236.0 / 228.0 MBH	Cooling Stages	4.0	Type	R-454B	Qty	1
ARI Power	19,000 W	Compressor Qty	4	Charge	22 LBS. 6 OZ.	Size	1 in.
		Compressor RLA	26.4 amp			Pipe Thread	FPT

HUMIDITROL - HOT GAS REHEAT

Humiditrol Dehumidification Performance		Temperatures (DB/WB °F)	
Gross Cooling - Stage 1(Ttl/Sens)	31.5 / 22.3 MBH	Ambient	95.0
Gross Cooling - Stage 2 (Ttl/Sens)	124.1 / 67.0 MBH	Entering	80.0 67.0
Moisture Removal - Stage 1	8.6 lb/hr	Total Leaving – (Stage 1)	77.3 65.8
Moisture Removal - Stage 2	53.8 lb/hr	Total Leaving – (Stage 2)	72.1 62.2

HEATING

Heating Performance		Temperatures (DB/WB °F)		Specifications	
Output (High/Low)	211.0 / 69.0 MBH	Total Leaving	24.4	Heat Stages	2
Input (High/Low)	260.0 / 85.0 MBH			Thermal Efficiency	81.0%
Gas Heat Rise	24.4 °F			Gas Line Size	1 in.
				Gas Pressure	7 in.WC

VENTILATION

Air Flow (cfm)		Supply Fan		Air Resistance (in.WC)	
Supply	8,000	Nominal Power	5.00 hp	Total	0.93
		Required Power	4.74 hp	Ext Supply	0.50
		Drive Type	MSAV Belt Drive		
		RPM Range	850 - 1,045 rpm		
		Required RPM	907 rpm		

AIR RESISTANCE - OPTIONS/ACCESSORIES (in.WC)

Wet Coil	Humiditrol	Heat	Economizer	Filters	Diffuser	Exhaust	ERW
0.13	0.05	0.11	0.09	0.05			

ELECTRICAL

Voltage	460V 3Ph / 60Hz	Compressor RLA	26.4 amp
MCA	44 amp	Condenser FLA	8.0 amp
MOCP	50 amp	Supply Fan FLA	7.6 amp
Oper Range-Nom Volt	+/- 10%	Cooling FLA Total	42.0 amp

ADDITIONAL DATA

Cabinet	132.62 in. x 91.12 in. x 54.25 in.	Total Weight	2,868 lb
Downflow Supply	20.0 in. x 28.0 in.	Base Unit Net Weight	2,601 lb
Downflow Return	15.0 in. x 60.5 in.	OAS/Econ Weight	197 lb
Filters	(6) 24.0 in. x 24.0 in. x 2.0 in.	Exhaust Weight	20 lb
Sound Rating	94 dBA	Humiditrol Weight	50 lb



Lennox National Accounts Project Submittal

Tag: RTU-3 (20 TON)

Factory Installed Options

- High Performance Economizer Factory Installed
- Single Enthalpy High Performance Economizer
- Belt Drive
- Unit Orientation Downflow
- Supply Fan: Multi-Stage Air Volume Belt
- 440V/460V/480V 3Phase
- 80Amp Non-Fused Disconnect Factory Installed
- Built-in BACnet IP and MS/TP (standard)
- Refrigerant R-454B
- Supply Motor - 5.0 Hp Std- w/ MSAV
- Supply Drive Kit 4 (850-1045 RPM)
- Barometric Relief Damper Factory Installed
- 260K A.S. (Dual Stage)
- Hinged Access Doors Factory Installed
- 15A GFCI Factory Installed/Field Wired
- Supply Air Smoke Detector Factory Installed
- Return Air Smoke Detector Factory Installed
- Environ Condenser Coil System Factory Installed
- Indoor and Outdoor Corrosion Protection with Humiditrol Factory Installed
- Humiditrol Factory Installed
- 2" MERV8 - Filter Factory installed

Field Installed Accessories

Catalog Number	Qty	Description
23V86	1	CO2 Sensors - Wall-mount, white plastic cover, no display Field Installed
Y3027	2	BE RTS2-AOS Multi Signal Accessory

Product Features

Cabinet

- Hinged Access Panels
- Durable Outdoor Enamel Paint Finish
- Totally Enclosed Outdoor Fan Motor
- PVC Coated Fan Guard
- Corrosion-Resistant Drain Pan
- Isolated Compressor Compartment

Cooling System

- Scroll Compressor
- Expansion Valves
- High Capacity Driers
- Crankcase Heater
- System can operate from 0°F to 125°F without any additional controls
- Pre-charged Refrigeration System
- Timed Off Control
- Internal Pressure Relief Valve
- Building Automation Integrated Control - Up to 4 Stages of Cooling
- Humiditrol - Hot Gas Reheat Dehumidification System

Heating System

- Redundant Automatic Gas Valve with Manual Shut-off
- Electronic Flame Sensor
- Direct Spark Ignition
- Inshot Burners
- AGA-CGA Certified

Control System

- Fan and Limit Controls
- Overload Protection
- Microprocessor Controls – Lennox® CORE Control System
- Auto reset high & low pressure switch with strike 3 lockout feature in Lennox® CORE Control System
- Built-in BACnet IP & MS/TP
- Phase/Voltage Detection



Lennox National Accounts Project Submittal

Return Air Sensor Factory Installed
Outdoor Air Sensor Factory Installed
Factory Installed Discharge Air Sensor
Refrigerant Detection System (RDS) and mitigation response, per UL safety standard 60335-2-40
Blower Proving Switch

Compliance

Components are Bonded for Grounding
Factory Test Operated
All models are ASHRAE 90.1 energy efficiency compliant and meet or exceed requirements of Section 6.8
All models meet DOE 2023 energy efficiency standards
All models are compliant with and listed to UL standard 60335-2-40

Model meets California Code of Regulations, Title 24 and ASHRAE 90.1-2016 Section 6.4.3.10 requirements for staged airflow
Model meets HCAI (formerly OSHPD) OSP and Special Seismic Certification (Number: OSP-0596) and meet 2018 International Building Code (IBC), 2019 California Building Code (CBC) ASCE 7, and ICC-ES AC156
ISO 9001 Registered Manufacturing Quality System

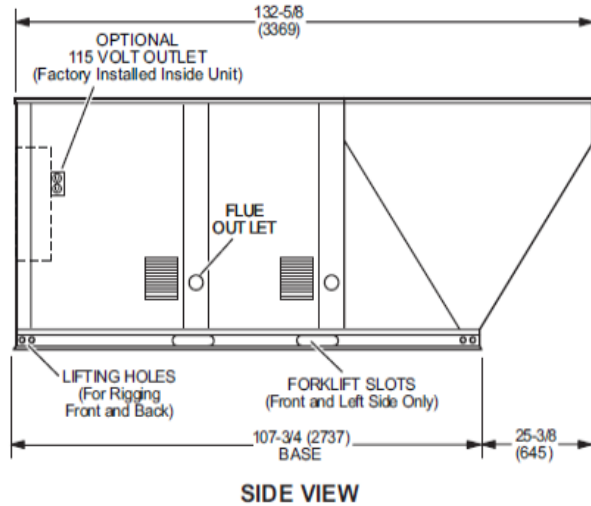
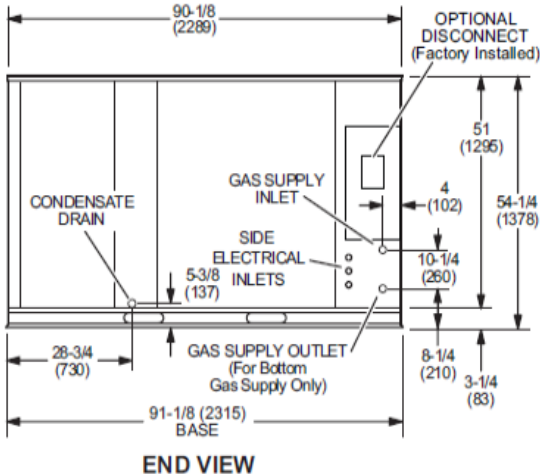
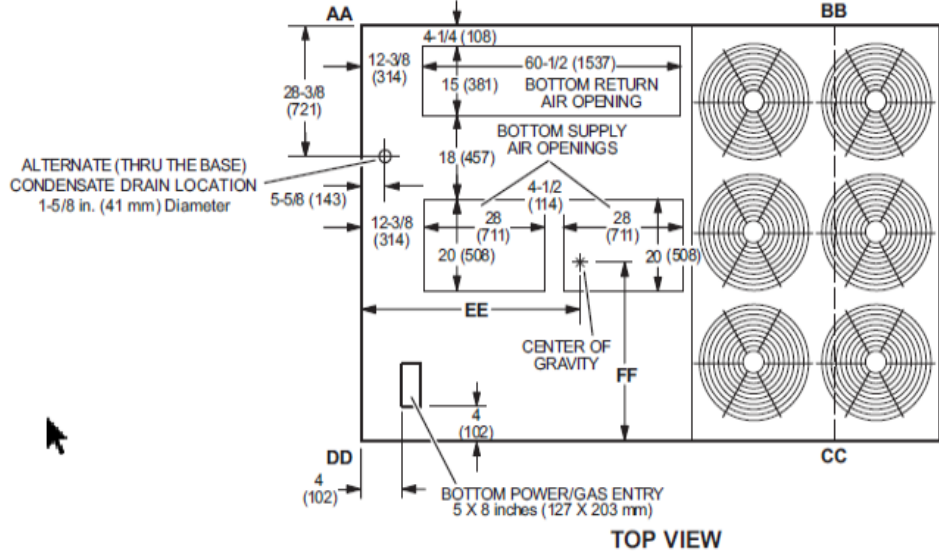
Warranty

Limited warranty on aluminized heat exchanger of 10 years
Limited warranty on compressor of 5 years
Limited warranty on Environ Coil System of 3 years
Limited warranty on High Performance Economizer of 5 years
Limited warranty on all other components of 1 year
Limited warranty on Lennox® CORE Control System of 3 years
See Limited Warranty Certificate included with unit for details



Lennox National Accounts Project Submittal

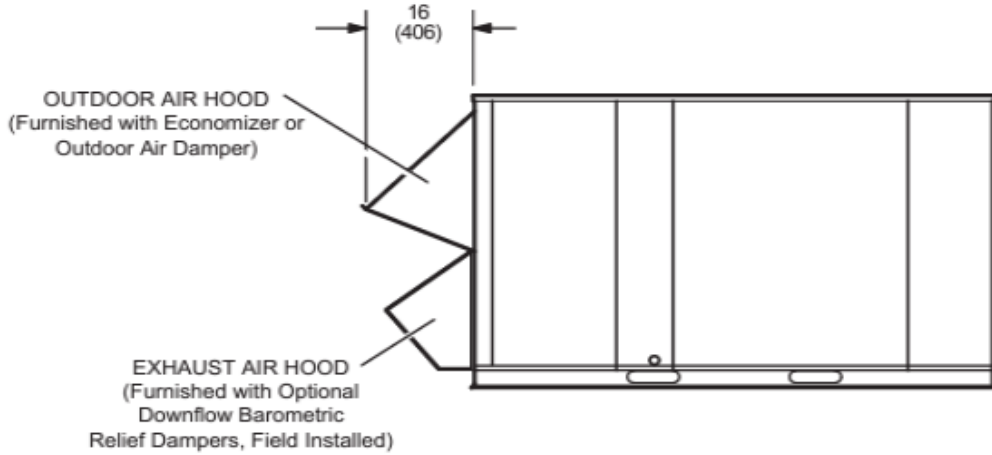
Corner Weights (lb)						Center of Gravity (in.)					
AA		BB		CC		DD		EE		FF	
Base	Max	Base	Max	Base	Max	Base	Max	Base	Max	Base	Max
519	628	611	702	796	821	676	735	58.25	56.87	39.50	42.00



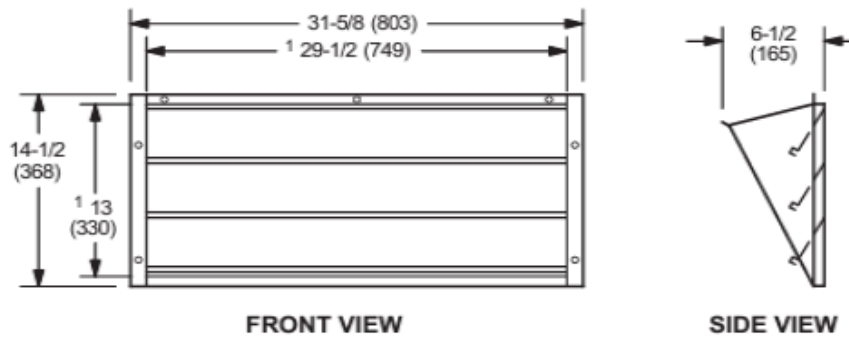


Lennox National Accounts Project Submittal

OUTDOOR AIR HOOD DETAIL



OPTIONAL HORIZONTAL BAROMETRIC RELIEF DAMPERS WITH HOOD (Field installed in horizontal return air duct adjacent to unit)

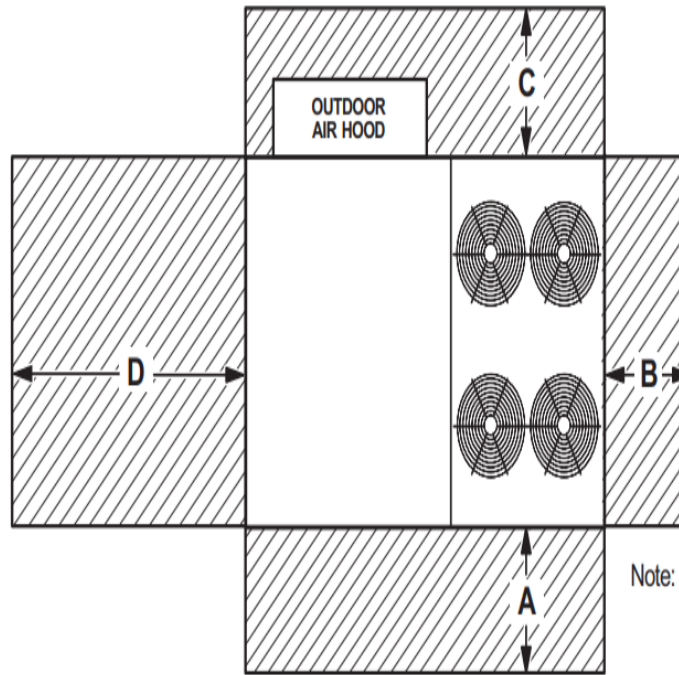


NOTE - Two furnished per order no.
1 NOTE - Opening size required in return air duct.



Lennox National Accounts Project Submittal

Unit With Economizer



Note: Models with four outdoor fans shown.
Dimension clearances are for all sizes.

¹ Unit Clearance	A		B		C		D		Top Clearance
	in.	mm	in.	mm	in.	mm	in.	mm	
Service Clearance	60	1524	36	914	36	934	66	1676	Unobstructed
Clearance to Combustibles	36	914	1	25	1	25	1	25	
Minimum Operation Clearance	45	1143	36	914	36	914	41	1041	

NOTE - Entire perimeter of unit base requires support when elevated above the mounting surface.

¹ **Service Clearance** - Required for removal of serviceable parts.

Clearance to Combustibles - Required clearance to combustible material.

Minimum Operation Clearance - Required clearance for proper unit operation.



Lennox National Accounts Project Submittal

Tag: RTU-4 (3 TON)
Model: LGT036H5E - LGT036H5E-G 3T

UNIT OVERVIEW

Voltage	SEER2 EER2	MCA/MOCP (amp)	Gross Cooling Ttl/Sens (MBH)	Net Cooling Ttl/Sens (MBH)	Supply Air Flow (cfm)	ESP/TSP (in.WC)	EAT DB/WB (°F)	LAT DB/WB (°F)
460V 3Ph 60Hz	17.5 13.5	10 / 15	37.8 / 27.6	36.5 / 26.3	1,200	0.50 / 0.62	80.0 / 67.0	58.1 / 56.6

COOLING

Cooling Performance		Temperatures (DB/WB °F)	
Gross Cooling (Ttl/Sens)	37.8 / 27.6 MBH	Ambient	95.0
Net Cooling (Ttl/Sens)	36.5 / 26.3 MBH	Entering	80.0
Coil Moisture Removal	9.62 lb/hr	Total Leaving – (Coil)	58.1
System Moisture Removal	9.62 lb/hr	Total Leaving – (Unit)	59.2
			57.0

ARI Performance		Compressors		Refrigerant		Condensate Drain	
ARI Cooling	36.6 / 36.0 MBH	Cooling Stages	2.0	Type	R-454B	Qty	1
ARI Power	2,700 W	Compressor Qty	1	Charge	4 LBS. 14 OZ.	Size	1 in.
		Compressor RLA	4.6 amp			Pipe Thread	npt

HEATING

Heating Performance		Temperatures (DB/WB °F)		Specifications	
Output (High/Low)	87.0 / 66.0 MBH	Total Leaving	66.4	Heat Stages	2
Input (High/Low)	108.0 / 81.0 MBH			Thermal Efficiency NOX	81.0%
Gas Heat Rise	66.4 °F			Gas Line Size	0.5 in.
				Gas Pressure	7 in.WC

VENTILATION

Air Flow (cfm)		Supply Fan		Air Resistance (in.WC)	
Supply	1,200	Nominal Power	0.50 hp	Total	0.62
		Required Power	0.41 hp	Ext Supply	0.50
		Drive Type	ECM Direct Drive		
		Required Watts	308 W		
		Motor Torque	66		

AIR RESISTANCE - OPTIONS/ACCESSORIES (in.WC)

Wet Coil	Humiditrol	Heat	Economizer	Filters	Diffuser	Exhaust	ERW
0.03		0.02	0.04	0.03			

ELECTRICAL

Voltage	460V 3Ph / 60Hz	Compressor RLA	4.6 amp
MCA	10 amp	Condenser FLA	1.4 amp
MOCP	15 amp	Supply Fan FLA	2.2 amp
Oper Range-Nom Volt	+/- 10%	Cooling FLA Total	8.2 amp

ADDITIONAL DATA

Cabinet	85.25 in. x 47.00 in. x 46.88 in.	Total Weight	722 lb
Downflow Supply	20.0 in. x 18.0 in.	Base Unit Net Weight	630 lb
Downflow Return	29.0 in. x 11.0 in.	OAS/Econ Weight	84 lb
Filters	(4) 20.0 in. x 20.0 in. x 2.0 in.	Gas Heat Weight	8 lb
Sound Rating	75 dBA		



Lennox National Accounts Project Submittal

Tag: RTU-4 (3 TON)

Factory Installed Options

High Performance Economizer Factory Installed
 Single Enthalpy High Performance Economizer
 Direct Drive
 Unit Orientation Downflow
 Supply Fan: Multi-Speed ECM Direct Drive
 440V/460V/480V 3Phase
 80Amp Non-Fused Disconnect Factory Installed
 Built-in BACnet IP and MS/TP (standard)
 Refrigerant R-454B
 Supply Motor - 0.50 Hp ECM - w/ MSAV
 Barometric Relief Damper Factory Installed
 108K A.S. (Dual Stage)
 Low Nox Factory Installed
 Hinged Access Doors Factory Installed
 15A GFCI Factory Installed/Field Wired
 Supply Air Smoke Detector Factory Installed
 Return Air Smoke Detector Factory Installed
 Environ Evaporator and Condenser Coil System Factory Installed
 Indoor and Outdoor Corrosion Protection Factory Installed
 2" MERV8 - Filter Factory installed

Field Installed Accessories

Catalog Number	Qty	Description
23V86	1	CO2 Sensors - Wall-mount, white plastic cover, no display Field Installed
Y3027	2	BE RTS2-AOS Multi Signal Accessory

Product Features

Cabinet

Hinged Access Panels
 Durable Outdoor Enamel Paint Finish
 Totally Enclosed Outdoor Fan Motor
 PVC Coated Fan Guard
 Corrosion-Resistant Removable, Reversible Drain Pan
 Isolated Compressor Compartment

Cooling System

Scroll Compressor
 Expansion Valves
 High Capacity Driers
 Crankcase Heater
 System can operate from 0°F to 125°F without any additional controls
 Pre-charged Refrigeration System
 Timed Off Control
 Internal Pressure Relief Valve

Heating System

Redundant Automatic Gas Valve with Manual Shut-off
 Electronic Flame Sensor
 Direct Spark Ignition
 Inshot Burners
 AGA-CGA Certified
 If configured for room sensor control, additional staging may be possible. Refer to performance tables within the EHB

Control System

Fan and Limit Controls
 Overload Protection
 Microprocessor Controls – Lennox® CORE Control System
 Auto reset high & low pressure switch with strike 3 lockout feature in Lennox® CORE Control System
 Built-in BACnet IP & MS/TP
 Return Air Sensor Factory Installed
 Outdoor Air Sensor Factory Installed
 Factory Installed Discharge Air Sensor



Lennox National Accounts Project Submittal

Refrigerant Detection System (RDS) and mitigation response, per UL safety standard 60335-2-40

Compliance

Components are Bonded for Grounding

Factory Test Operated

All models are ASHRAE 90.1 energy efficiency compliant and meet or exceed requirements of Section 6.8

All models meet DOE 2023 energy efficiency standards

All models are compliant with and listed to UL standard 60335-2-40

Model meets California Code of Regulations, Title 24 and ASHRAE 90.1-2016 Section 6.4.3.10 requirements for staged airflow

Model meets HCAI (formerly OSHPD) OSP and Special Seismic Certification (Number: OSP-0596) and meet 2018 International Building Code (IBC), 2019

California Building Code (CBC) ASCE 7, and ICC-ES AC156

ISO 9001 Registered Manufacturing Quality System

Warranty

Limited warranty on aluminized heat exchanger of 10 years

Limited warranty on compressor of 5 years

Limited warranty on Environ Coil System of 3 years

Limited warranty on High Performance Economizer of 5 years

Limited warranty on all other components of 1 year

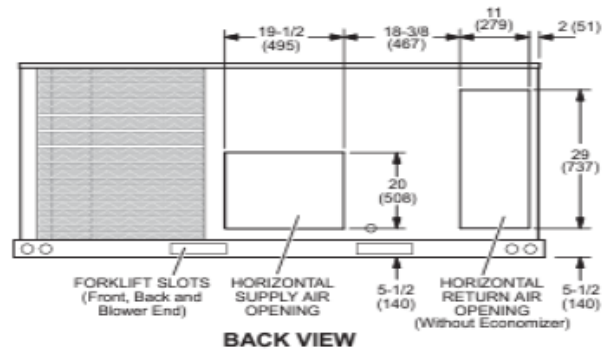
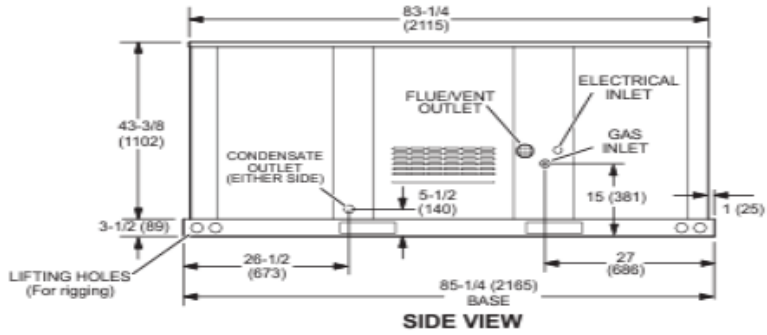
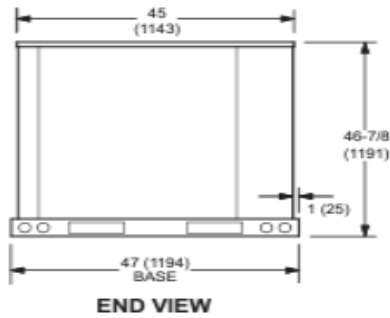
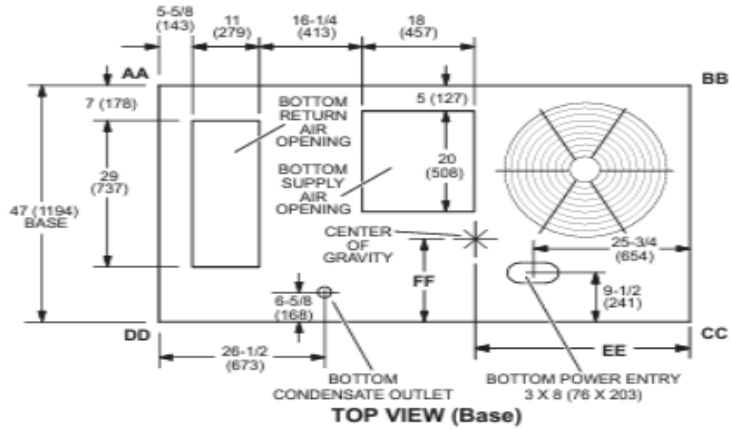
Limited warranty on Lennox® CORE Control System of 3 years

See Limited Warranty Certificate included with unit for details



Lennox National Accounts Project Submittal

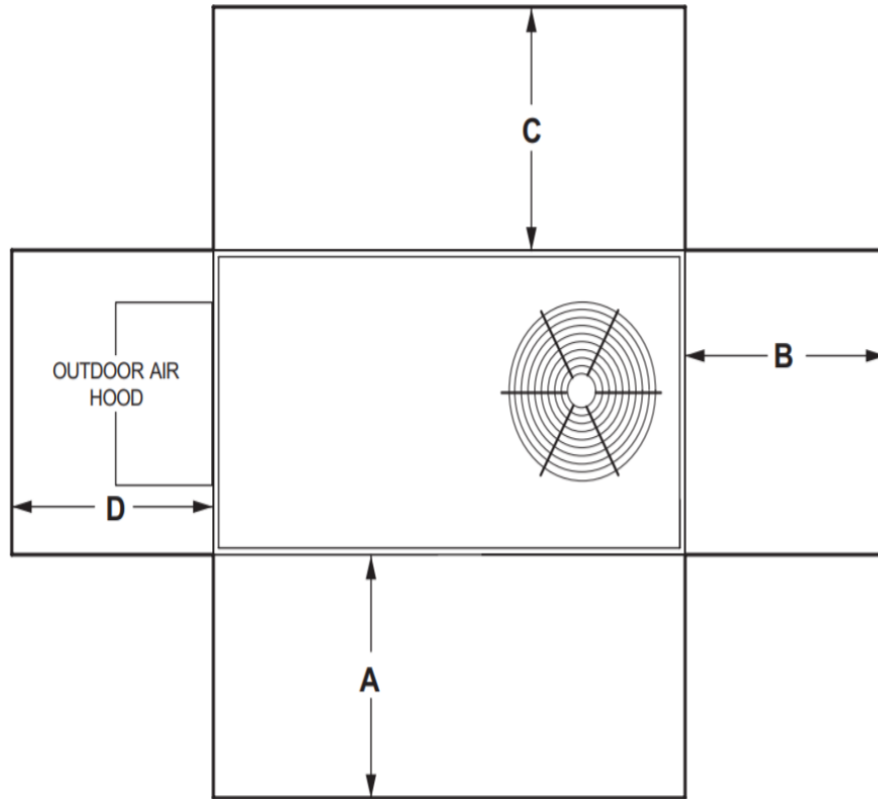
Corner Weights (lb)						Center of Gravity (in.)					
AA		BB		CC		DD		EE		FF	
Base	Max	Base	Max	Base	Max	Base	Max	Base	Max	Base	Max
131	168	161	207	220	283	179	230	38.25	39.75	19.88	19.88





Lennox National Accounts Project Submittal

UNIT CLEARANCES



¹ Unit Clearance	A		B		C		D		Top Clearance
	in.	mm	in.	mm	in.	mm	in.	mm	
Service Clearance	48	1219	36	914	36	934	36	914	Unobstructed
Clearance to Combustibles	36	914	1	25	1	25	1	25	
Minimum Operation Clearance	36	914	36	914	36	914	36	914	

NOTE - Entire perimeter of unit base requires support when elevated above the mounting surface.

¹ **Service Clearance** - Required for removal of serviceable parts.

Clearance to Combustibles - Required clearance to combustible material.

Minimum Operation Clearance - Required clearance for proper unit operation.



Lennox National Accounts Project Submittal

Tag: RTU-5 (20 TON)
Model: LGT240H5M - LGT240H5M-G 20T

UNIT OVERVIEW

Voltage	IEER EER	MCA/MOCP (amp)	Gross Cooling Ttl/Sens (MBH)	Net Cooling Ttl/Sens (MBH)	Supply Air Flow (cfm)	ESP/TSP (in.WC)	EAT DB/WB (°F)	LAT DB/WB (°F)
460V 3Ph 60Hz	15.4 12	44 / 50	242.7 / 182.0	229.4 / 168.7	8,000	0.50 / 0.88	80.0 / 67.0	58.4 / 57.0

COOLING

Cooling Performance		Temperatures (DB/WB °F)	
Gross Cooling (Ttl/Sens)	242.7 / 182.0 MBH	Ambient	95.0
Net Cooling (Ttl/Sens)	229.4 / 168.7 MBH	Entering	80.0 67.0
Coil Moisture Removal	57.19 lb/hr	Total Leaving – (Coil)	58.4 57.0
System Moisture Removal	57.19 lb/hr	Total Leaving – (Unit)	60.0 57.6

ARI Performance		Compressors		Refrigerant		Condensate Drain	
ARI Cooling	236.0 / 228.0 MBH	Cooling Stages	4.0	Type	R-454B	Qty	1
ARI Power	19,000 W	Compressor Qty	4	Charge	23 LBS. 1 OZ.	Size	1 in.
		Compressor RLA	26.4 amp			Pipe Thread	FPT

HEATING

Heating Performance		Temperatures (DB/WB °F)		Specifications	
Output (High/Low)	211.0 / 69.0 MBH	Total Leaving	24.4	Heat Stages	2
Input (High/Low)	260.0 / 85.0 MBH			Thermal Efficiency	81.0%
Gas Heat Rise	24.4 °F			Gas Line Size	1 in.
				Gas Pressure	7 in.WC

VENTILATION

Air Flow (cfm)		Supply Fan		Air Resistance (in.WC)	
Supply	8,000	Nominal Power	5.00 hp	Total	0.88
		Required Power	4.59 hp	Ext Supply	0.50
		Drive Type	MSAV Belt Drive		
		RPM Range	850 - 1,045 rpm		
		Required RPM	891 rpm		

AIR RESISTANCE - OPTIONS/ACCESSORIES (in.WC)

Wet Coil	Humiditrol	Heat	Economizer	Filters	Diffuser	Exhaust	ERW
0.13		0.11	0.09	0.05			

ELECTRICAL

Voltage	460V 3Ph / 60Hz	Compressor RLA	26.4 amp
MCA	44 amp	Condenser FLA	8.0 amp
MOCP	50 amp	Supply Fan FLA	7.6 amp
Oper Range-Nom Volt	+/- 10%	Cooling FLA Total	42.0 amp

ADDITIONAL DATA

Cabinet	132.62 in. x 91.12 in. x 54.25 in.	Total Weight	2,818 lb
Downflow Supply	20.0 in. x 28.0 in.	Base Unit Net Weight	2,601 lb
Downflow Return	15.0 in. x 60.5 in.	OAS/Econ Weight	197 lb
Filters	(6) 24.0 in. x 24.0 in. x 2.0 in.	Exhaust Weight	20 lb
Sound Rating	94 dBA		



Lennox National Accounts Project Submittal

Tag: RTU-5 (20 TON)

Factory Installed Options

- High Performance Economizer Factory Installed
- Single Enthalpy High Performance Economizer Belt Drive
- Unit Orientation Downflow
- Supply Fan: Multi-Stage Air Volume Belt 440V/460V/480V 3Phase
- 80Amp Non-Fused Disconnect Factory Installed
- Built-in BACnet IP and MS/TP (standard)
- Refrigerant R-454B
- Supply Motor - 5.0 Hp Std- w/ MSAV
- Supply Drive Kit 4 (850-1045 RPM)
- Barometric Relief Damper Factory Installed
- 260K A.S. (Dual Stage)
- Hinged Access Doors Factory Installed
- 15A GFCI Factory Installed/Field Wired
- Supply Air Smoke Detector Factory Installed
- Return Air Smoke Detector Factory Installed
- Environ Condenser Coil System Factory Installed
- Indoor and Outdoor Corrosion Protection Factory Installed
- 2" MERV8 - Filter Factory installed

Field Installed Accessories

Catalog Number	Qty	Description
23V86	1	CO2 Sensors - Wall-mount, white plastic cover, no display Field Installed
Y3027	2	BE RTS2-AOS Multi Signal Accessory

Product Features

Cabinet

- Hinged Access Panels
- Durable Outdoor Enamel Paint Finish
- Totally Enclosed Outdoor Fan Motor
- PVC Coated Fan Guard
- Corrosion-Resistant Drain Pan
- Isolated Compressor Compartment

Cooling System

- Scroll Compressor
- Expansion Valves
- High Capacity Driers
- Crankcase Heater
- System can operate from 0°F to 125°F without any additional controls
- Pre-charged Refrigeration System
- Timed Off Control
- Internal Pressure Relief Valve
- Building Automation Integrated Control - Up to 4 Stages of Cooling

Heating System

- Redundant Automatic Gas Valve with Manual Shut-off
- Electronic Flame Sensor
- Direct Spark Ignition
- Inshot Burners
- AGA-CGA Certified

Control System

- Fan and Limit Controls
- Overload Protection
- Microprocessor Controls – Lennox® CORE Control System
- Auto reset high & low pressure switch with strike 3 lockout feature in Lennox® CORE Control System
- Built-in BACnet IP & MS/TP
- Phase/Voltage Detection
- Return Air Sensor Factory Installed
- Outdoor Air Sensor Factory Installed



Lennox National Accounts Project Submittal

Factory Installed Discharge Air Sensor
Refrigerant Detection System (RDS) and mitigation response, per UL safety standard 60335-2-40
Blower Proving Switch

Compliance

Components are Bonded for Grounding
Factory Test Operated
All models are ASHRAE 90.1 energy efficiency compliant and meet or exceed requirements of Section 6.8
All models meet DOE 2023 energy efficiency standards
All models are compliant with and listed to UL standard 60335-2-40

Model meets California Code of Regulations, Title 24 and ASHRAE 90.1-2016 Section 6.4.3.10 requirements for staged airflow
Model meets HCAI (formerly OSHPD) OSP and Special Seismic Certification (Number: OSP-0596) and meet 2018 International Building Code (IBC), 2019 California Building Code (CBC) ASCE 7, and ICC-ES AC156
ISO 9001 Registered Manufacturing Quality System

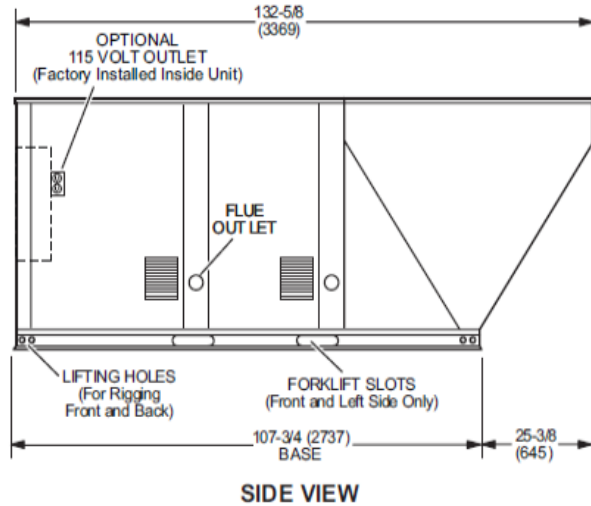
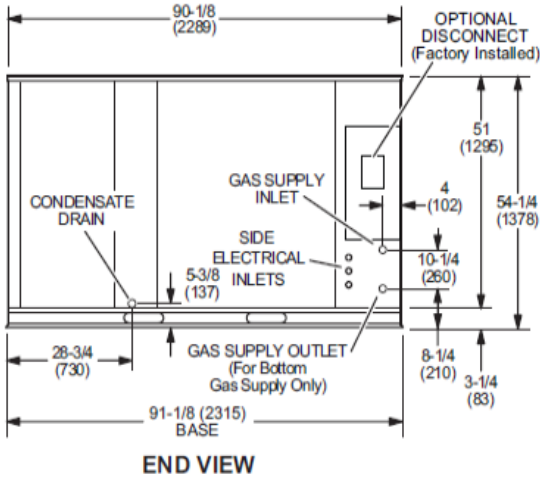
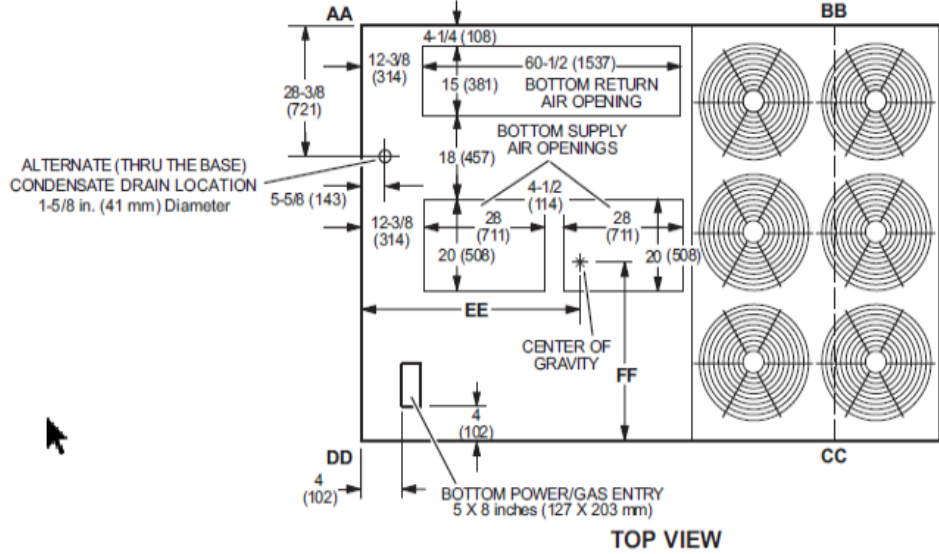
Warranty

Limited warranty on aluminized heat exchanger of 10 years
Limited warranty on compressor of 5 years
Limited warranty on Environ Coil System of 3 years
Limited warranty on High Performance Economizer of 5 years
Limited warranty on all other components of 1 year
Limited warranty on Lennox® CORE Control System of 3 years
See Limited Warranty Certificate included with unit for details



Lennox National Accounts Project Submittal

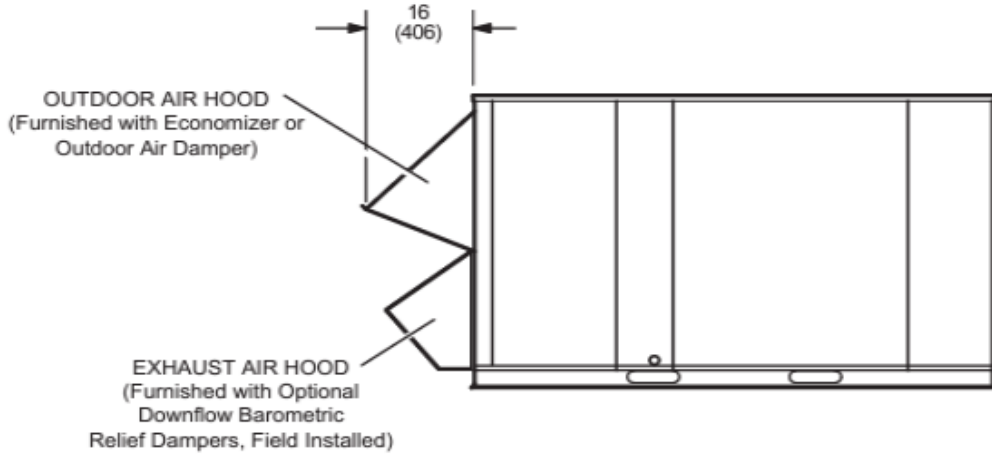
Corner Weights (lb)						Center of Gravity (in.)					
AA		BB		CC		DD		EE		FF	
Base	Max	Base	Max	Base	Max	Base	Max	Base	Max	Base	Max
519	628	611	702	796	821	676	735	58.25	56.87	39.50	42.00



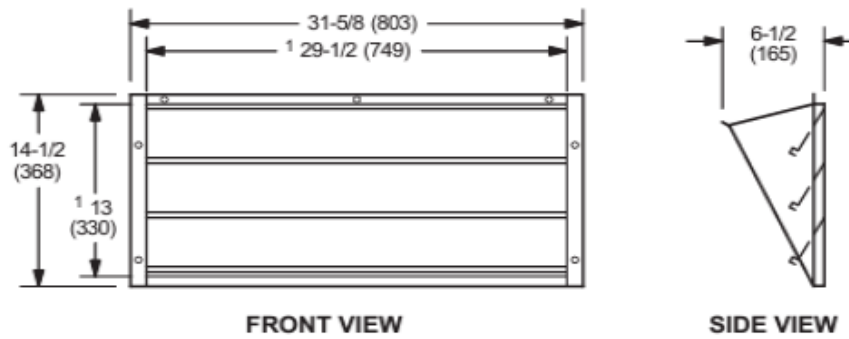


Lennox National Accounts Project Submittal

OUTDOOR AIR HOOD DETAIL



OPTIONAL HORIZONTAL BAROMETRIC RELIEF DAMPERS WITH HOOD (Field installed in horizontal return air duct adjacent to unit)

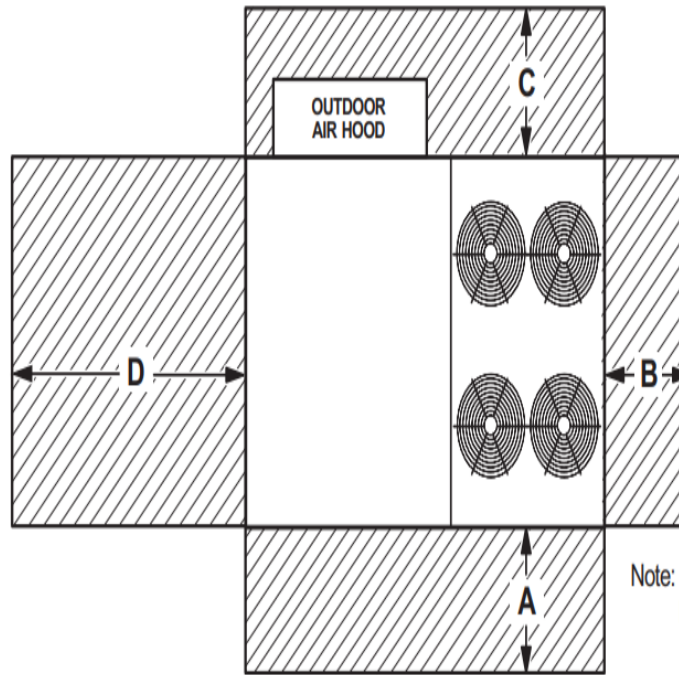


NOTE - Two furnished per order no.
1 NOTE - Opening size required in return air duct.



Lennox National Accounts Project Submittal

Unit With Economizer



Note: Models with four outdoor fans shown.
Dimension clearances are for all sizes.

¹ Unit Clearance	A		B		C		D		Top Clearance
	in.	mm	in.	mm	in.	mm	in.	mm	
Service Clearance	60	1524	36	914	36	934	66	1676	Unobstructed
Clearance to Combustibles	36	914	1	25	1	25	1	25	
Minimum Operation Clearance	45	1143	36	914	36	914	41	1041	

NOTE - Entire perimeter of unit base requires support when elevated above the mounting surface.

¹ **Service Clearance** - Required for removal of serviceable parts.

Clearance to Combustibles - Required clearance to combustible material.

Minimum Operation Clearance - Required clearance for proper unit operation.



Lennox National Accounts Project Submittal

Tag: RTU-6 (10 TON)
Model: LGT120H5E - LGT120H5E-G 10T

UNIT OVERVIEW

Voltage	IEER EER	MCA/MOCP (amp)	Gross Cooling Ttl/Sens (MBH)	Net Cooling Ttl/Sens (MBH)	Supply Air Flow (cfm)	ESP/TSP (in.WC)	EAT DB/WB (°F)	LAT DB/WB (°F)
460V 3Ph 60Hz	16.1 12.1	23 / 30	125.7 / 91.8	119.2 / 85.2	4,000	0.50 / 1.09	80.0 / 67.0	58.2 / 56.6

COOLING

Cooling Performance		Temperatures (DB/WB °F)	
Gross Cooling (Ttl/Sens)	125.7 / 91.8 MBH	Ambient	95.0
Net Cooling (Ttl/Sens)	119.2 / 85.2 MBH	Entering	80.0
Coil Moisture Removal	31.99 lb/hr	Total Leaving – (Coil)	58.2
System Moisture Removal	31.99 lb/hr	Total Leaving – (Unit)	59.8
			57.2

ARI Performance		Compressors		Refrigerant		Condensate Drain	
ARI Cooling	121.0 / 118.0 MBH	Cooling Stages	3.0	Type	R-454B	Qty	1
ARI Power	9,900 W	Compressor Qty	2	Charge	11 LBS. 12 OZ.	Size	1 in.
		Compressor RLA	14 amp			Pipe Thread	npt

HEATING

Heating Performance		Temperatures (DB/WB °F)		Specifications	
Output (High/Low)	194.0 / 126.4 MBH	Total Leaving	44.9	Heat Stages	2
Input (High/Low)	240.0 / 156.0 MBH			Thermal Efficiency	81.0%
Gas Heat Rise	44.9 °F			Gas Line Size	0.75 in.
				Gas Pressure	7 in.WC

VENTILATION

Air Flow (cfm)		Supply Fan		Air Resistance (in.WC)	
Supply	4,000	Nominal Power	3.75 hp	Total	1.09
		Required Power	2.05 hp	Ext Supply	0.50
		Drive Type	ECM Direct Drive		
		Required Watts	1,526 W		

AIR RESISTANCE - OPTIONS/ACCESSORIES (in.WC)

Wet Coil	Humiditrol	Heat	Economizer	Filters	Diffuser	Exhaust	ERW
0.14		0.22	0.19	0.04			

ELECTRICAL

Voltage	460V 3Ph / 60Hz	Compressor RLA	14.0 amp
MCA	23 amp	Condenser FLA	3.0 amp
MOCP	30 amp	Supply Fan FLA	4.3 amp
Oper Range-Nom Volt	+/- 10%	Cooling FLA Total	21.3 amp

ADDITIONAL DATA

Cabinet	101.25 in. x 60.12 in. x 46.88 in.	Total Weight	1,226 lb
Downflow Supply	20.0 in. x 28.0 in.	Base Unit Net Weight	1,100 lb
Downflow Return	24.0 in. x 27.0 in.	OAS/Econ Weight	86 lb
Filters	(4) 20.0 in. x 25.0 in. x 2.0 in.	Exhaust Weight	8 lb
Sound Rating	89 dBA	Gas Heat Weight	32 lb



Lennox National Accounts Project Submittal

Tag: RTU-6 (10 TON)

Factory Installed Options

- High Performance Economizer Factory Installed
- Single Enthalpy High Performance Economizer Direct Drive
- Unit Orientation Downflow
- Supply Fan: Multi-Speed ECM Direct Drive 440V/460V/480V 3Phase
- 80Amp Non-Fused Disconnect Factory Installed
- Built-in BACnet IP and MS/TP (standard)
- Refrigerant R-454B
- Supply Motor - 3.75 Hp - DirectPlus w/MSAV
- Barometric Relief Damper Factory Installed 240K A.S. (Dual Stage)
- Hinged Access Doors Factory Installed
- 15A GFCI Factory Installed/Field Wired
- Supply Air Smoke Detector Factory Installed
- Return Air Smoke Detector Factory Installed
- Environ Condenser Coil System Factory Installed
- Indoor and Outdoor Corrosion Protection Factory Installed
- 2" MERV8 - Filter Factory installed

Field Installed Accessories

Catalog Number	Qty	Description
23V86	1	CO2 Sensors - Wall-mount, white plastic cover, no display Field Installed
Y3027	2	BE RTS2-AOS Multi Signal Accessory

Product Features

Cabinet

- Hinged Access Panels
- Durable Outdoor Enamel Paint Finish
- Totally Enclosed Outdoor Fan Motor
- PVC Coated Fan Guard
- Corrosion-Resistant Removable, Reversible Drain Pan
- Isolated Compressor Compartment

Cooling System

- Scroll Compressor
- Expansion Valves
- High Capacity Driers
- Crankcase Heater
- System can operate from 0°F to 125°F without any additional controls
- Pre-charged Refrigeration System
- Timed Off Control
- Internal Pressure Relief Valve

Heating System

- Redundant Automatic Gas Valve with Manual Shut-off
- Electronic Flame Sensor
- Direct Spark Ignition
- Inshot Burners
- AGA-CGA Certified
- If configured for room sensor control, additional staging may be possible. Refer to performance tables within the EHB

Control System

- Fan and Limit Controls
- Overload Protection
- Microprocessor Controls – Lennox® CORE Control System
- Auto reset high & low pressure switch with strike 3 lockout feature in Lennox® CORE Control System
- Built-in BACnet IP & MS/TP
- Phase/Voltage Detection
- Return Air Sensor Factory Installed
- Outdoor Air Sensor Factory Installed
- Factory Installed Discharge Air Sensor



Lennox National Accounts Project Submittal

Refrigerant Detection System (RDS) and mitigation response, per UL safety standard 60335-2-40

Compliance

Components are Bonded for Grounding

Factory Test Operated

All models are ASHRAE 90.1 energy efficiency compliant and meet or exceed requirements of Section 6.8

All models meet DOE 2023 energy efficiency standards

All models are compliant with and listed to UL standard 60335-2-40

Model meets California Code of Regulations, Title 24 and ASHRAE 90.1-2016 Section 6.4.3.10 requirements for staged airflow

Model meets HCAI (formerly OSHPD) OSP and Special Seismic Certification (Number: OSP-0596) and meet 2018 International Building Code (IBC), 2019

California Building Code (CBC) ASCE 7, and ICC-ES AC156

ISO 9001 Registered Manufacturing Quality System

Warranty

Limited warranty on aluminized heat exchanger of 10 years

Limited warranty on compressor of 5 years

Limited warranty on Environ Coil System of 3 years

Limited warranty on High Performance Economizer of 5 years

Limited warranty on all other components of 1 year

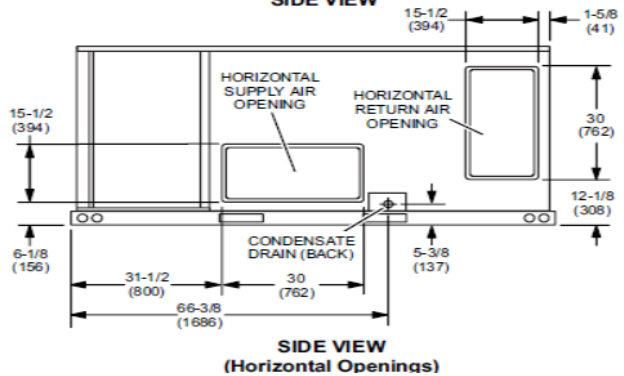
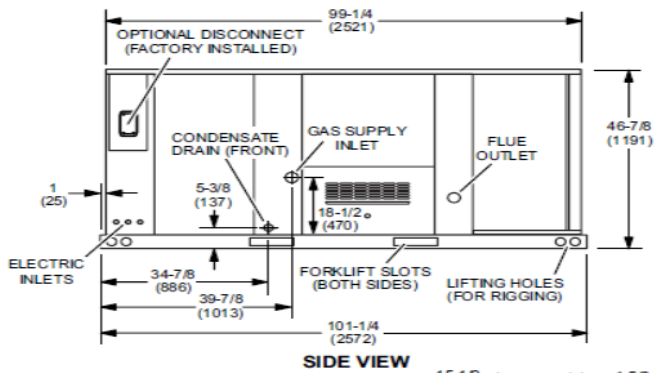
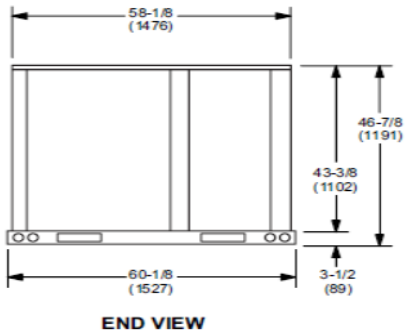
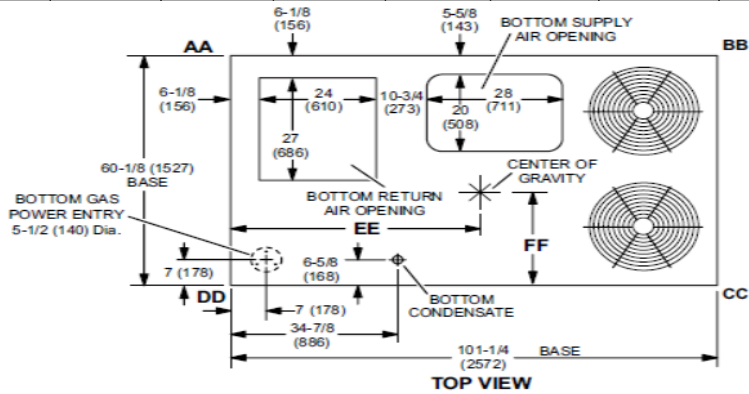
Limited warranty on Lennox® CORE Control System of 3 years

See Limited Warranty Certificate included with unit for details

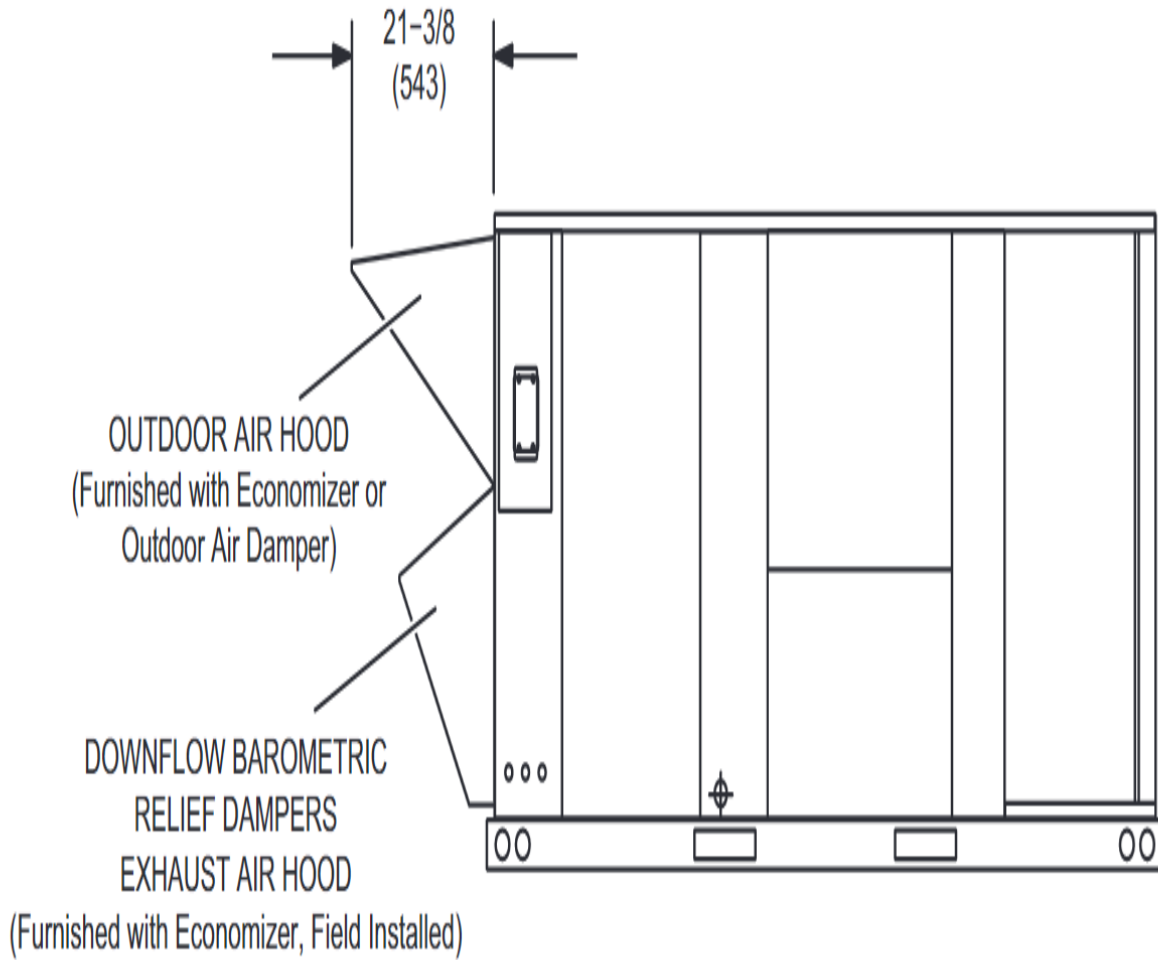


Lennox National Accounts Project Submittal

Corner Weights (lb)						Center of Gravity (in.)					
AA		BB		CC		DD		EE		FF	
Base	Max	Base	Max	Base	Max	Base	Max	Base	Max	Base	Max
306	349	275	305	295	326	334	382	46.50	45.50	24.50	25.50



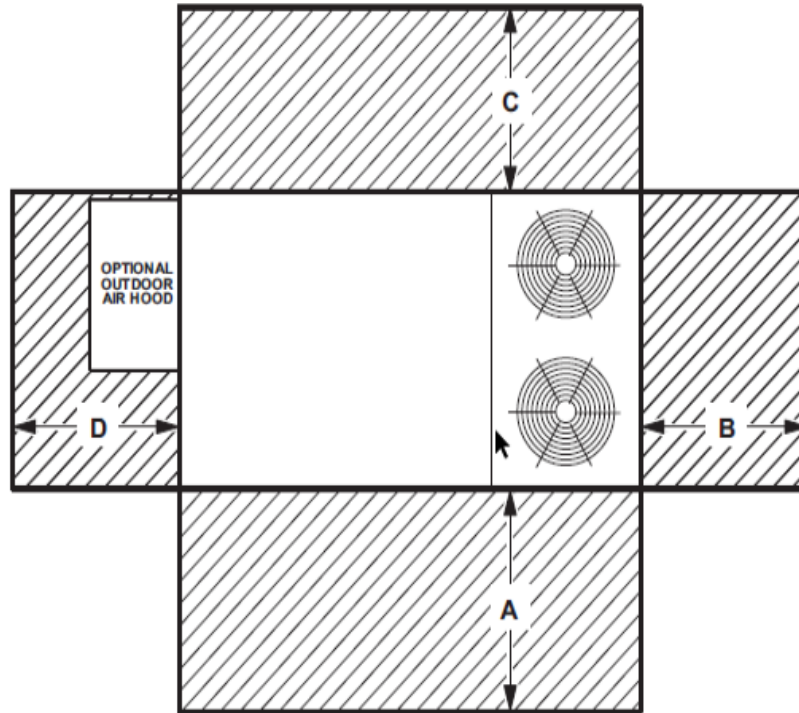
OUTDOOR AIR HOOD DETAIL





Lennox National Accounts Project Submittal

UNIT CLEARANCES



¹ Unit Clearance	A		B		C		D		Top Clearance
	in.	mm	in.	mm	in.	mm	in.	mm	
Service Clearance	60	1524	36	914	36	934	60	1524	Unobstructed
Clearance to Combustibles	36	914	1	25	1	25	1	25	
Minimum Operation Clearance	36	914	36	914	36	914	36	914	

NOTE - Entire perimeter of unit base requires support when elevated above the mounting surface.

¹ Service Clearance - Required for removal of serviceable parts.

Clearance to Combustibles - Required clearance to combustible material.

Minimum Operation Clearance - Required clearance for proper unit operation.



Lennox National Accounts Project Submittal

Tag: RTU-7 (3 TON)
Model: LGT036H5E - LGT036H5E-G 3T

UNIT OVERVIEW

Voltage	SEER2 EER2	MCA/MOCP (amp)	Gross Cooling Ttl/Sens (MBH)	Net Cooling Ttl/Sens (MBH)	Supply Air Flow (cfm)	ESP/TSP (in.WC)	EAT DB/WB (°F)	LAT DB/WB (°F)
460V 3Ph 60Hz	17.5 13.5	10 / 15	37.8 / 27.6	36.5 / 26.3	1,200	0.50 / 0.62	80.0 / 67.0	58.1 / 56.6

COOLING

Cooling Performance		Temperatures (DB/WB °F)	
Gross Cooling (Ttl/Sens)	37.8 / 27.6 MBH	Ambient	95.0
Net Cooling (Ttl/Sens)	36.5 / 26.3 MBH	Entering	80.0 67.0
Coil Moisture Removal	9.62 lb/hr	Total Leaving – (Coil)	58.1 56.6
System Moisture Removal	9.62 lb/hr	Total Leaving – (Unit)	59.2 57.0

ARI Performance		Compressors		Refrigerant		Condensate Drain	
ARI Cooling	36.6 / 36.0 MBH	Cooling Stages	2.0	Type	R-454B	Qty	1
ARI Power	2,700 W	Compressor Qty	1	Charge	4 LBS. 14 OZ.	Size	1 in.
		Compressor RLA	4.6 amp			Pipe Thread	npt

HEATING

Heating Performance		Temperatures (DB/WB °F)		Specifications	
Output (High/Low)	52.0 / 43.0 MBH	Total Leaving	40.9	Heat Stages	2
Input (High/Low)	65.0 / 53.0 MBH			Thermal Efficiency NOX	81.0%
Gas Heat Rise	40.9 °F			Gas Line Size	0.5 in.
				Gas Pressure	7 in.WC

VENTILATION

Air Flow (cfm)		Supply Fan		Air Resistance (in.WC)	
Supply	1,200	Nominal Power	0.50 hp	Total	0.62
		Required Power	0.41 hp	Ext Supply	0.50
		Drive Type	ECM Direct Drive		
		Required Watts	308 W		
		Motor Torque	66		

AIR RESISTANCE - OPTIONS/ACCESSORIES (in.WC)

Wet Coil	Humiditrol	Heat	Economizer	Filters	Diffuser	Exhaust	ERW
0.03		0.02	0.04	0.03			

ELECTRICAL

Voltage	460V 3Ph / 60Hz	Compressor RLA	4.6 amp
MCA	10 amp	Condenser FLA	1.4 amp
MOCP	15 amp	Supply Fan FLA	2.2 amp
Oper Range-Nom Volt	+/- 10%	Cooling FLA Total	8.2 amp

ADDITIONAL DATA

Cabinet	85.25 in. x 47.00 in. x 46.88 in.	Total Weight	714 lb
Downflow Supply	20.0 in. x 18.0 in.	Base Unit Net Weight	630 lb
Downflow Return	29.0 in. x 11.0 in.	OAS/Econ Weight	84 lb
Filters	(4) 20.0 in. x 20.0 in. x 2.0 in.		
Sound Rating	75 dBA		



Lennox National Accounts Project Submittal

Tag: RTU-7 (3 TON)

Factory Installed Options

- High Performance Economizer Factory Installed
- Single Enthalpy High Performance Economizer Direct Drive
- Unit Orientation Downflow
- Supply Fan: Multi-Speed ECM Direct Drive 440V/460V/480V 3Phase
- 80Amp Non-Fused Disconnect Factory Installed
- Built-in BACnet IP and MS/TP (standard)
- Refrigerant R-454B
- Supply Motor - 0.50 Hp ECM - w/ MSAV
- Barometric Relief Damper Factory Installed 65K A.S. (Dual Stage)
- Low Nox Factory Installed
- Hinged Access Doors Factory Installed
- 15A GFCI Factory Installed/Field Wired
- Supply Air Smoke Detector Factory Installed
- Return Air Smoke Detector Factory Installed
- Environ Evaporator and Condenser Coil System Factory Installed
- Indoor and Outdoor Corrosion Protection Factory Installed
- 2" MERV8 - Filter Factory installed

Field Installed Accessories

Catalog Number	Qty	Description
23V86	1	CO2 Sensors - Wall-mount, white plastic cover, no display Field Installed
Y3027	2	BE RTS2-AOS Multi Signal Accessory

Product Features

Cabinet

- Hinged Access Panels
- Durable Outdoor Enamel Paint Finish
- Totally Enclosed Outdoor Fan Motor
- PVC Coated Fan Guard
- Corrosion-Resistant Removable, Reversible Drain Pan
- Isolated Compressor Compartment

Cooling System

- Scroll Compressor
- Expansion Valves
- High Capacity Driers
- Crankcase Heater
- System can operate from 0°F to 125°F without any additional controls
- Pre-charged Refrigeration System
- Timed Off Control
- Internal Pressure Relief Valve

Heating System

- Redundant Automatic Gas Valve with Manual Shut-off
- Electronic Flame Sensor
- Direct Spark Ignition
- Inshot Burners
- AGA-CGA Certified
- If configured for room sensor control, additional staging may be possible. Refer to performance tables within the EHB

Control System

- Fan and Limit Controls
- Overload Protection
- Microprocessor Controls – Lennox® CORE Control System
- Auto reset high & low pressure switch with strike 3 lockout feature in Lennox® CORE Control System
- Built-in BACnet IP & MS/TP
- Return Air Sensor Factory Installed
- Outdoor Air Sensor Factory Installed
- Factory Installed Discharge Air Sensor



Lennox National Accounts Project Submittal

Refrigerant Detection System (RDS) and mitigation response, per UL safety standard 60335-2-40

Compliance

Components are Bonded for Grounding

Factory Test Operated

All models are ASHRAE 90.1 energy efficiency compliant and meet or exceed requirements of Section 6.8

All models meet DOE 2023 energy efficiency standards

All models are compliant with and listed to UL standard 60335-2-40

Model meets California Code of Regulations, Title 24 and ASHRAE 90.1-2016 Section 6.4.3.10 requirements for staged airflow

Model meets HCAI (formerly OSHPD) OSP and Special Seismic Certification (Number: OSP-0596) and meet 2018 International Building Code (IBC), 2019

California Building Code (CBC) ASCE 7, and ICC-ES AC156

ISO 9001 Registered Manufacturing Quality System

Warranty

Limited warranty on aluminized heat exchanger of 10 years

Limited warranty on compressor of 5 years

Limited warranty on Environ Coil System of 3 years

Limited warranty on High Performance Economizer of 5 years

Limited warranty on all other components of 1 year

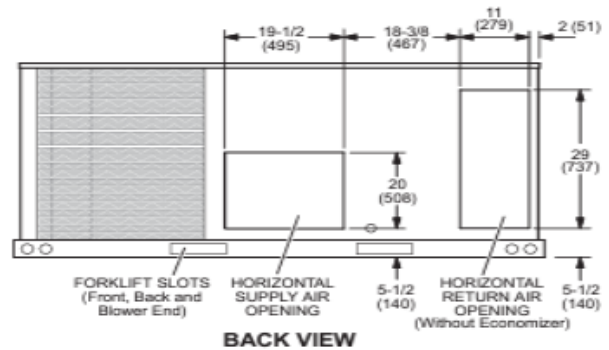
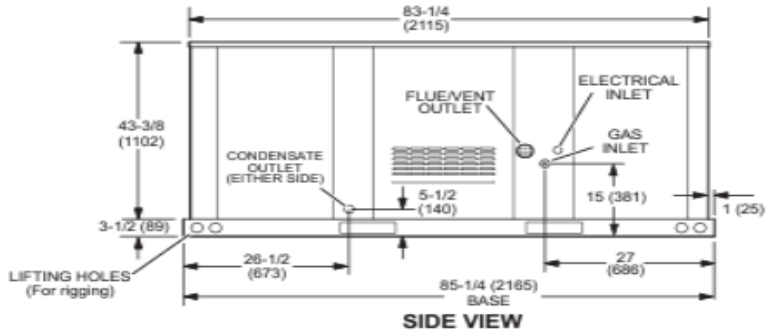
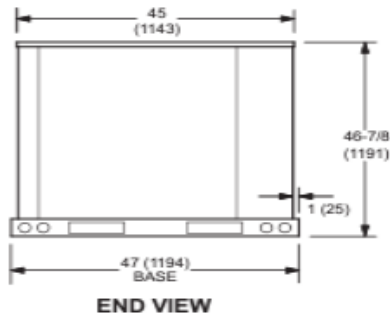
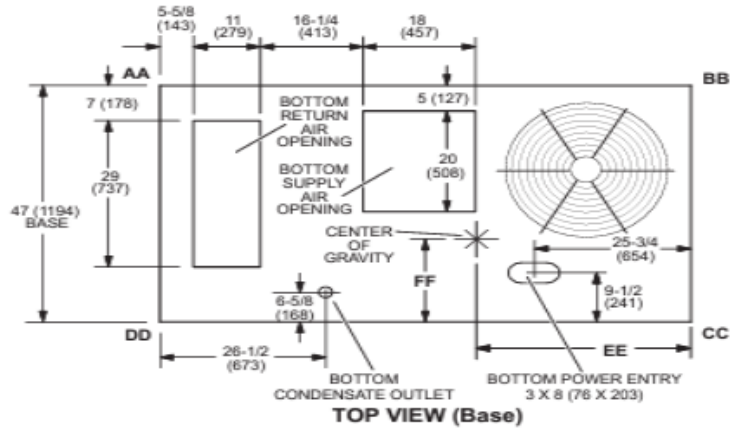
Limited warranty on Lennox® CORE Control System of 3 years

See Limited Warranty Certificate included with unit for details



Lennox National Accounts Project Submittal

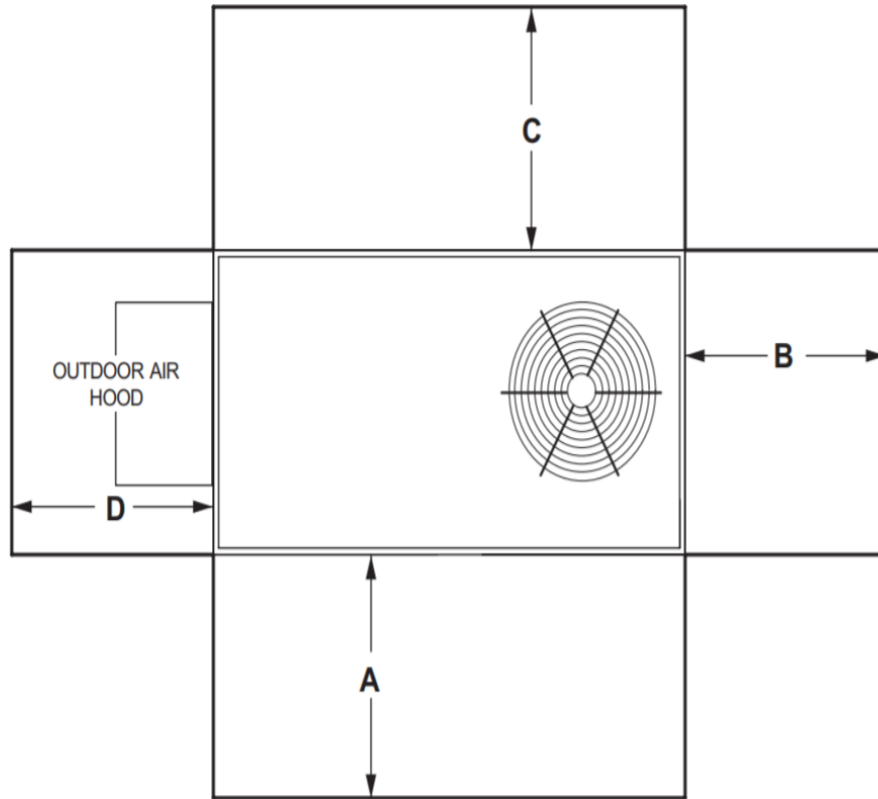
Corner Weights (lb)						Center of Gravity (in.)					
AA		BB		CC		DD		EE		FF	
Base	Max	Base	Max	Base	Max	Base	Max	Base	Max	Base	Max
131	168	161	207	220	283	179	230	38.25	39.75	19.88	19.88





Lennox National Accounts Project Submittal

UNIT CLEARANCES



¹ Unit Clearance	A		B		C		D		Top Clearance
	in.	mm	in.	mm	in.	mm	in.	mm	
Service Clearance	48	1219	36	914	36	934	36	914	Unobstructed
Clearance to Combustibles	36	914	1	25	1	25	1	25	
Minimum Operation Clearance	36	914	36	914	36	914	36	914	

NOTE - Entire perimeter of unit base requires support when elevated above the mounting surface.

¹ **Service Clearance** - Required for removal of serviceable parts.

Clearance to Combustibles - Required clearance to combustible material.

Minimum Operation Clearance - Required clearance for proper unit operation.



Lennox National Accounts Project Submittal

Tag: Miscellaneous Items

Miscellaneous Items

Tag	Catalog Number	Qty	Description
Curb Adapters (4 units)			
	COMSD	1	CURBS PLUS-CURB ADAPTER (QTY-4)