

Report By:

National TAB
1329 E. KEMPER ROAD
SUITE 4210
CINCINNATI, OH 45246



Report: TAB Survey
Function: Test, Adjust, & Balance
Date: 11/19/2025
Completed By: National TAB

PROJECT

09-01-25 BOJANGLES #1264 MARIETTA, GA

1183 FRANKLIN GATEWAY

MARIETTA, GA 30067

Client

Budderfly

National TAB

Project: 09-01-25 BOJANGLES #1264 MARIETTA, GA

Table Of Contents

Section	Page #
Issue Data	3
Checklist Data	14
AHU/RTU	73
FAN - Exhaust	79
FAN - Supply	83
Kitchen Hood Type I	84

Issue List

- All Hoods: Dirty Filters and Minor Damage
- All Hoods: MAU Supply Plenum and ACPSP are dirty
- All Hoods: Missing End Panels
- All RTUs: Dirty Filters
- All RTUs: Dirty Heat Exchangers
- All Units on Roof: Dirty Motor Compartment
- Dirty Diffusers and Stained Ceiling Tiles
- EF 1 & 2: Tube to Connect to Grease Catch
- MAU: OA Filters Damaged
- RTU 1: Dirty Evaporator Coils



09-01-25 BOJANGLES #1264 MARIETTA, GA

Project Issue Information

Issue Name : All Hoods: Dirty Filters and Minor Damage
Description : The hood filters are dirty and showing minor damage.
Created By : National TAB **Assigned To :** National TAB - Dan Hertenstein
Status : Open
Priority : High **Asset Tag :**
Originated Date : 11/18/2025 - Sagar Patel - National TAB

Project Issue File Details





09-01-25 BOJANGLES #1264 MARIETTA, GA

Project Issue Information

Issue Name : All Hoods: MAU Supply Plenum and ACPSP are dirty
Description : The make-up air for all hoods is dirty and the ACPSP for Hood 3 is dirty. Cleaning is recommended
Created By : National TAB **Assigned To :** National TAB - Dan Hertenstein
Status : Open
Priority : High **Asset Tag :**
Originated Date : 11/18/2025 - Sagar Patel - National TAB

Project Issue File Details



11/19/2025



11/19/2025



11/19/2025




09-01-25 BOJANGLES #1264 MARIETTA, GA

Project Issue Information

Issue Name : All Hoods: Missing End Panels
Description : Hood 1 is missing both end panels. Hood 2 is missing the right end panel. Hood 3 is missing the left end panel
Created By : National TAB **Assigned To :** National TAB - Dan Hertenstein
Status : Open
Priority : Medium **Asset Tag :**
Originated Date : 11/18/2025 - Sagar Patel - National TAB

Project Issue File Details



11/19/2025



11/19/2025



11/19/2025



09-01-25 BOJANGLES #1264 MARIETTA, GA

Project Issue Information

Issue Name : All RTUs: Dirty Filters
Description : All filters in each RTU is dirty and recommended to be replaced.
Created By : National TAB **Assigned To :** National TAB - Dan Hertenstein
Status : Open
Priority : Medium **Asset Tag :**
Originated Date : 11/18/2025 - Sagar Patel - National TAB

Project Issue File Details



11/19/2025



09-01-25 BOJANGLES #1264 MARIETTA, GA

Project Issue Information

Issue Name : All RTUs: Dirty Heat Exchangers
Description : The heat exchangers in each RTU is showing rust. Cleaning is recommended.
Created By : National TAB **Assigned To :** National TAB - Dan Hertenstein
Status : Open
Priority : Medium **Asset Tag :**
Originated Date : 11/18/2025 - Sagar Patel - National TAB

Project Issue File Details



11/19/2025



11/19/2025



11/19/2025



09-01-25 BOJANGLES #1264 MARIETTA, GA

Project Issue Information

Issue Name : All Units on Roof: Dirty Motor Compartment
Description : All RTUs, MAU, and Exhaust Fans on the roof have dirty motor compartment.
Created By : National TAB **Assigned To :** National TAB - Dan Hertenstein
Status : Open
Priority : High **Asset Tag :**
Originated Date : 11/18/2025 - Sagar Patel - National TAB

Project Issue File Details



11/19/2025



11/19/2025



11/19/2025



09-01-25 BOJANGLES #1264 MARIETTA, GA

Project Issue Information

Issue Name : Dirty Diffusers and Stained Ceiling Tiles
Description : Diffusers in the kitchen and ceiling tiles around the hood are stained.
Created By : National TAB **Assigned To :** National TAB - Dan Hertenstein
Status : Open
Priority : **Medium** **Asset Tag :**
Originated Date : 11/18/2025 - Sagar Patel - National TAB

Project Issue File Details



11/19/2025



11/19/2025



11/19/2025



09-01-25 BOJANGLES #1264 MARIETTA, GA

Project Issue Information

Issue Name : EF 1 & 2: Tube to Connect to Grease Catch
Description : A tube should be connected from the exhaust fan leading into the grease catch for no grease to escape
Created By : National TAB **Assigned To :** National TAB - Dan Hertenstein
Status : Open
Priority : Medium **Asset Tag :**
Originated Date : 11/18/2025 - Sagar Patel - National TAB

Project Issue File Details



11/19/2025



09-01-25 BOJANGLES #1264 MARIETTA, GA

Project Issue Information

Issue Name : MAU: OA Filters Damaged
Description : The outside air filters on the make-up air unit are showing signs of damage.
Created By : National TAB **Assigned To :** National TAB - Dan Hertenstein
Status : Open
Priority : Medium **Asset Tag :**
Originated Date : 11/18/2025 - Sagar Patel - National TAB

Project Issue File Details



11/19/2025



09-01-25 BOJANGLES #1264 MARIETTA, GA

Project Issue Information

Issue Name : RTU 1: Dirty Evaporator Coils
Description : The evaporator coils facing the air filters is dirty. Cleaning is recommended
Created By : National TAB **Assigned To :** National TAB - Dan Hertenstein
Status : Open
Priority : High **Asset Tag :**
Originated Date : 11/18/2025 - Sagar Patel - National TAB

Project Issue File Details



11/19/2025

CheckList List

- GENERAL INSPECTION
- CONDENSER INSPECTION
- EF1 INSPECTION
- EF2 INSPECTION
- EF3 INSPECTION
- EF4 INSPECTION
- GENERAL PICTURES
- HOOD1 INSPECTION
- HOOD2 INSPECTION
- HOOD3 INSPECTION
- MUA INSPECTION
- RTU1 INSPECTION
- RTU2 INSPECTION
- RTU3 INSPECTION



09-01-25 BOJANGLES #1264 MARIETTA, GA

CheckList Information

Name : GENERAL INSPECTION **Status :** Completed

Assigned Organization : National TAB **Asset :**

Requesting Organization : National TAB

Created Date : 08/27/2025 - Trinity Dodds - National TAB

Completed Date : 11/19/2025 - Sagar Patel - National TAB

CheckList Item Details

General Inspection

Interview manager to find out what HVAC and KVS related issues they have and any recurring complaints (temperature, humidity, smoke capture, building pressure, drafting, etc).

Comment:

Hot around hoods. No complaints about other areas being too cold or too hot. Building pressure is negative.

With all fans running, measure the building pressure at all doors

Comment:

Front: -0.0633" Side: -0.1114" Back: -0.1357"

Measure dining room temperature and humidity at three different times throughout the day. Report temp/humidity and time for each reading:

Comment:

Time: 8:46 AM Temp: 68F Humidity: 57.3% Time: 12:26 PM Temp: 72F Humidity: 60.4% Time: 3:02 PM Temp: 72F Humidity: 60.8%

Measure back of house kitchen temperature and humidity at three different times throughout the day. Report temp/humidity and time for each reading:

Comment:

Time: 8:39 AM Temp: 71F Humidity: 59.1% Time: 12:23 PM Temp: 73F Humidity: 63.6% Time: 2:53 PM Temp: 74F Humidity: 64.7%

Measure cookline temperature and humidity at three different times throughout the day. Report temp/humidity and time for each reading:

Comment:

Time: 8:43 AM Temp: 73F Humidity: 61.7% Time: 12:20 PM Temp: 73F Humidity: 62.4% Time: 2:57 PM Temp: 74F Humidity: 63.8%

What is the high outside air temperature and humidity for the day the space temperatures were taken

Comment:

Temp: 70F Humidity: 32%

Are all diffusers free of damage and rust?

Fail

Comment:

Is all ductwork connected above ceiling and has not come loose?

Pass

Comment:

Does all duct insulation above the ceiling appear to be intact?

Pass

Comment:

Create a basic drawing showing walls, diffuser locations, diffuser numbers, and hood locations. Upload to files section of HUB

Pass

Comment:



09-01-25 BOJANGLES #1264 MARIETTA, GA

CheckList Information

Name : CONDENSER INSPECTION **Status :** Completed
Assigned Organization : National TAB **Asset :**
Requesting Organization : National TAB
Created Date : 08/27/2025 - Trinity Dodds - National TAB
Completed Date : 11/18/2025 - Sagar Patel - National TAB

CheckList Item Details

This checklist is for non-RTU condensers. I.e., rooftop condensers for the walk in coolers, freezers, and split systems.

CONDENSER 1

Picture of nameplate

Comment:




Picture of condenser

Comment:



11/18/2025



11/18/2025

Is the condenser free of damage? Note any concerns

Pass

Comment:

CONDENSER 2

Picture of nameplate

Comment:



11/18/2025

Picture of condenser

Comment:



11/18/2025



11/18/2025

Is the condenser free of damage? Note any concerns


Pass

Comment:

CONDENSER 3

Picture of nameplate

Comment:



11/18/2025

Picture of condenser

Comment:



11/18/2025



11/18/2025

Is the condenser free of damage? Note any concerns

Pass

Comment:

CONDENSER 4

Picture of nameplate

Comment:



11/18/2025

Picture of condenser

Comment:



11/18/2025



11/18/2025

Is the condenser free of damage? Note any concerns

Pass

Comment:

CONDENSER 4

Picture of nameplate

Comment:

CONDENSER 5



11/18/2025

Picture of condenser

Comment:



11/18/2025



11/18/2025

Is the condenser free of damage? Note any concerns

Pass

Comment:



09-01-25 BOJANGLES #1264 MARIETTA, GA

CheckList Information

Name : EF1 INSPECTION **Status :** Completed

Assigned Organization : National TAB **Asset :**

Requesting Organization : National TAB

Created Date : 08/27/2025 - Trinity Dodds - National TAB

Completed Date : 11/18/2025 - Sagar Patel - National TAB

CheckList Item Details

EF Inspection:

Area served

Comment:

Kitchen

Measure length and width of curb.

Comment:

23X23"

No unusual noise or vibration?

Pass

Comment:

List any visual damage

Pass

Comment:

If direct drive fan, is the speed controller or VFD functional?

N/A

Comment:

If belt driven are the pulleys in good condition and not rusted?

Pass

Comment:

Is the belt tight?


Pass

Comment:

Pictures

Unit nameplate

Comment:



09/04/2025

Exterior of fan from multiple angles

Comment:



09/04/2025



09/04/2025



09/04/2025

Inside of motor compartment

Comment:



09/04/2025



09-01-25 BOJANGLES #1264 MARIETTA, GA

CheckList Information

Name : EF2 INSPECTION **Status :** Completed

Assigned Organization : National TAB **Asset :**

Requesting Organization : National TAB

Created Date : 08/27/2025 - Trinity Dodds - National TAB

Completed Date : 11/18/2025 - Sagar Patel - National TAB

CheckList Item Details

EF Inspection:

Area served

Comment:

Kitchen

Measure length and width of curb.

Comment:

23X23"

No unusual noise or vibration?

Pass

Comment:

List any visual damage

Pass

Comment:

If direct drive fan, is the speed controller or VFD functional?

N/A

Comment:

If belt driven are the pulleys in good condition and not rusted?

Pass

Comment:

Is the belt tight?


Pass

Comment:

Pictures

Unit nameplate

Comment:



09/04/2025

Exterior of fan from multiple angles

Comment:



11/18/2025



11/18/2025



11/18/2025

Inside of motor compartment

Comment:



11/18/2025



09-01-25 BOJANGLES #1264 MARIETTA, GA

CheckList Information

Name : EF3 INSPECTION **Status :** Completed

Assigned Organization : National TAB **Asset :**

Requesting Organization : National TAB

Created Date : 08/27/2025 - Trinity Dodds - National TAB

Completed Date : 11/18/2025 - Sagar Patel - National TAB

CheckList Item Details

EF Inspection:

Area served

Comment:

Kitchen

Measure length and width of curb.

Comment:

20X20"

No unusual noise or vibration?

Pass

Comment:

List any visual damage

Pass

Comment:

If direct drive fan, is the speed controller or VFD functional?

Pass

Comment:

If belt driven are the pulleys in good condition and not rusted?

N/A

Comment:



09/04/2025



09/04/2025



09-01-25 BOJANGLES #1264 MARIETTA, GA

CheckList Information

Name : EF4 INSPECTION **Status :** Completed

Assigned Organization : National TAB **Asset :**

Requesting Organization : National TAB

Created Date : 11/18/2025 - Trinity Dodds - National TAB

Completed Date : 11/18/2025 - Sagar Patel - National TAB

CheckList Item Details

EF Inspection:

Area served

Comment:

Restrooms

Measure length and width of curb.

Comment:

19X19"

No unusual noise or vibration?

Pass

Comment:

List any visual damage

Pass

Comment:

If direct drive fan, is the speed controller or VFD functional?

N/A

Comment:

If belt driven are the pulleys in good condition and not rusted?

Pass

Comment:

Is the belt tight?

Fail

Comment:

Pictures

Unit nameplate

Comment:



11/18/2025

Exterior of fan from multiple angles

Comment:



11/18/2025



11/18/2025



11/18/2025

Inside of motor compartment

Comment:



11/18/2025



09-01-25 BOJANGLES #1264 MARIETTA, GA

CheckList Information

Name : GENERAL PICTURES **Status :** Completed
Assigned Organization : National TAB **Asset :**
Requesting Organization : National TAB
Created Date : 08/27/2025 - Trinity Dodds - National TAB
Completed Date : 11/19/2025 - Sagar Patel - National TAB

CheckList Item Details

Take the following pictures

Rooftop from multiple angles

Comment:



11/19/2025



11/19/2025



11/19/2025

Exterior of the building from multiple angles

Comment:



11/19/2025



11/19/2025



11/19/2025

Dining area so that diffusers are visible


Comment:



11/19/2025



11/19/2025




11/19/2025

Kitchen areas so that diffusers are visible

Comment:



11/19/2025



11/19/2025



11/19/2025

Thermostats

Comment:



11/19/2025

Temp/humidity sensors zoomed out

Comment:

No Temp/ Humidity Sensors


Temp/humidity sensors zoomed out (continued)

Comment:

N/A

Breaker panels with doors open

Comment:



11/19/2025



11/19/2025



11/19/2025

Breaker panels with doors open (continued)

Comment:

N/A

Any additional areas of concern (stained tiles, rusted diffusers, etc)

Comment:

N/A



09-01-25 BOJANGLES #1264 MARIETTA, GA

CheckList Information

Name : HOOD1 INSPECTION **Status :** Completed

Assigned Organization : National TAB **Asset :**

Requesting Organization : National TAB

Created Date : 08/27/2025 - Trinity Dodds - National TAB

Completed Date : 11/19/2025 - Sagar Patel - National TAB

CheckList Item Details

Hood Inspection

Is the hood free of any damage? Pass

Comment:

Are there any end panels installed on either side of the hood? Fail

Comment:

Are all hood filters installed and free of damage? Fail

Comment:

Do hood filters appear to be clean? Fail

Comment:

Is all kitchen equipment pushed underneath the hood with at least 6" of overhang on all sides? Pass

Comment:

Is the MUA discharge plenum clean and not clogged? If there is a PSP shine a light into the perforated metal and see if the top layer appears to be clogged Fail

Comment:



09/04/2025

Are any of the ceiling tiles stained around the hood?

Fail

Comment:

Perform a smoke test or observe heavy cooking and note the % capture:

Comment:

90%

Pictures

Hood nameplate

Comment:

Label Faded



09/04/2025

Exterior of hood zoomed out so that all kitchen equipment is visible

Comment:



09/04/2025

MUA plenum

Comment:



09/04/2025



09/04/2025

Inside of pre-wire panel

Comment:

N/A



09-01-25 BOJANGLES #1264 MARIETTA, GA

CheckList Information

Name : HOOD2 INSPECTION **Status :** Completed

Assigned Organization : National TAB **Asset :**

Requesting Organization : National TAB

Created Date : 08/27/2025 - Trinity Dodds - National TAB

Completed Date : 11/18/2025 - Sagar Patel - National TAB

CheckList Item Details

Hood Inspection

Is the hood free of any damage?	Pass
--	------

Comment:

Are there any end panels installed on either side of the hood?	Fail
---	------

Comment:

Are all hood filters installed and free of damage?	Fail
---	------

Comment:

Do hood filters appear to be clean?	Fail
--	------

Comment:

Is all kitchen equipment pushed underneath the hood with at least 6" of overhang on all sides?	Pass
---	------

Comment:

Is the MUA discharge plenum clean and not clogged? If there is a PSP shine a light into the perforated metal and see if the top layer appears to be clogged	Fail
--	------

Comment:

Are any of the ceiling tiles stained around the hood?

Pass

Comment:

Perform a smoke test or observe heavy cooking and note the % capture:

Comment:

80%

Pictures

Hood nameplate

Comment:

Label Faded



11/18/2025

Exterior of hood zoomed out so that all kitchen equipment is visible

Comment:



11/18/2025

MUA plenum

Comment:



11/18/2025

Inside of pre-wire panel

Comment:

N/A



09-01-25 BOJANGLES #1264 MARIETTA, GA

CheckList Information

Name : HOOD3 INSPECTION **Status :** Completed

Assigned Organization : National TAB **Asset :**

Requesting Organization : National TAB

Created Date : 11/18/2025 - Trinity Dodds - National TAB

Completed Date : 11/18/2025 - Sagar Patel - National TAB

CheckList Item Details

Hood Inspection

Is the hood free of any damage?	Pass
---------------------------------	------

Comment:

Are there any end panels installed on either side of the hood?	Fail
--	------

Comment:

Are all hood filters installed and free of damage?	Fail
--	------

Comment:

Do hood filters appear to be clean?	Fail
-------------------------------------	------

Comment:

Is all kitchen equipment pushed underneath the hood with at least 6" of overhang on all sides?	Pass
--	------

Comment:

Is the MUA discharge plenum clean and not clogged? If there is a PSP shine a light into the perforated metal and see if the top layer appears to be clogged	Fail
---	------

Comment:

Are any of the ceiling tiles stained around the hood?

Fail

Comment:

Perform a smoke test or observe heavy cooking and note the % capture:

Comment:

90%

Pictures

Hood nameplate

Comment:



11/18/2025

Exterior of hood zoomed out so that all kitchen equipment is visible

Comment:



11/18/2025

MUA plenum

Comment:



11/18/2025


Inside of pre-wire panel

Comment:

N/A



11/18/2025



11/18/2025



09-01-25 BOJANGLES #1264 MARIETTA, GA

CheckList Information

Name : MUA INSPECTION **Status :** Completed
Assigned Organization : National TAB **Asset :**
Requesting Organization : National TAB
Created Date : 08/27/2025 - Trinity Dodds - National TAB
Completed Date : 11/19/2025 - Sagar Patel - National TAB

CheckList Item Details

MUA Inspection

Comment:

Area served

Comment:

KITCHEN

No unusual noise or vibration?

Pass

Comment:

List any visual damage

Pass

Comment:

If direct drive fan, is the speed controller or VFD functional?

N/A

Comment:

If belt driven are the pulleys in good condition and not rusted?

Pass

Comment:

Is the belt tight?

Pass

Comment:

If there is a heater is it functional?

Pass

Comment:

Is gas valve turned on?

Pass

Comment:

If there is cooling, is it functional?

N/A

Comment:

If there is cooling, is the condenser in good condition?

N/A

Comment:

Pictures

Unit nameplate

Comment:



Exterior of the unit from multiple angles

Comment:



09/04/2025



09/04/2025



09/04/2025

Inside of blower compartment

Comment:




09/04/2025

Inside of electrical compartment

Comment:

N/A



11/18/2025

If there is conditioning, picture of the condenser nameplate

Comment:

N/A

If there is conditioning, picture of the condenser upclose

N/A

Comment:



09-01-25 BOJANGLES #1264 MARIETTA, GA

CheckList Information

Name : RTU1 INSPECTION **Status :** Completed

Assigned Organization : National TAB **Asset :**

Requesting Organization : National TAB

Created Date : 08/27/2025 - Trinity Dodds - National TAB

Completed Date : 11/19/2025 - Sagar Patel - National TAB

CheckList Item Details

RTU Inspection

Area served

Comment:

KITCHEN

Size of main supply drop

Comment:

28X20"

Size of main return drop

Comment:

26X24"

Evaporator coil is clean and in good condition

Pass

Comment:

Condenser coil is clean and in good condition

Pass

Comment:

Blower wheel is clean and in good condition

Fail

Comment:

Filters are clean

Fail

Comment:

Belt tight and in good condition

Pass

Comment:

Is an economizer installed and does it respond to adjustment?

Pass

Comment:

Does the unit have dehumidification?

Pass

Comment:

If the unit has dehumidification is the humidity sensor wired properly?

Pass

Comment:

Is the unit free of unusual noise and vibration?

Pass

Comment:

Feel around curb. Is there any noticeable air leakage while the unit is running?

Pass

Comment:

Cooling is functional

Pass

Comment:

Heating is functional


Pass

Comment:

Take the following pictures:

Close up of unit tag.

Comment:



09/04/2025

Multiple sides of unit

Comment:



09/04/2025




09/04/2025



09/04/2025

Compressors


Comment:



09/04/2025

Inside of electrical cabinet.

Comment:



09/04/2025

Close up of condensing coil


Comment:



11/19/2025

Blower compartment.

Comment:



09/04/2025

Mixed air compartment.


Comment:



09/04/2025

Both sides of evaporator coil

Comment:



09/04/2025



11/18/2025

Return drop looking down from unit if possible.

Comment:



09/04/2025

Supply drop looking down from unit if possible.

Comment:



09/04/2025

List any visual damage and take additional pictures if needed.

Comment:

N/A



09-01-25 BOJANGLES #1264 MARIETTA, GA

CheckList Information

Name : RTU2 INSPECTION **Status :** Completed

Assigned Organization : National TAB **Asset :**

Requesting Organization : National TAB

Created Date : 08/27/2025 - Trinity Dodds - National TAB

Completed Date : 11/18/2025 - Sagar Patel - National TAB

CheckList Item Details

RTU Inspection

Area served

Comment:

FRONT COUNTER

Size of main supply drop

Comment:

20X28"

Size of main return drop

Comment:

28X26"

Evaporator coil is clean and in good condition

Pass

Comment:

Condenser coil is clean and in good condition

Pass

Comment:

Blower wheel is clean and in good condition

Fail

Comment:

Filters are clean

Fail

Comment:

Belt tight and in good condition

Pass

Comment:

Is an economizer installed and does it respond to adjustment?

Pass

Comment:

Does the unit have dehumidification?

Pass

Comment:

If the unit has dehumidification is the humidity sensor wired properly?

Pass

Comment:

Is the unit free of unusual noise and vibration?

Pass

Comment:

Feel around curb. Is there any noticeable air leakage while the unit is running?

Pass

Comment:

Cooling is functional

Pass

Comment:

Heating is functional

Pass

Comment:

Take the following pictures:

Close up of unit tag.

Comment:



09/04/2025

Multiple sides of unit

Comment:



09/04/2025




09/04/2025



09/04/2025

Compressors


Comment:



09/04/2025

Inside of electrical cabinet.

Comment:



09/04/2025

Close up of condensing coil

Comment:



11/18/2025

Blower compartment.


Comment:



09/04/2025

Mixed air compartment.

Comment:




09/04/2025

Both sides of evaporator coil

Comment:



09/04/2025



09/04/2025

Return drop looking down from unit if possible.

Comment:



09/04/2025

Supply drop looking down from unit if possible.

Comment:



09/04/2025

List any visual damage and take additional pictures if needed.

Comment:

N/A



09-01-25 BOJANGLES #1264 MARIETTA, GA

CheckList Information

Name : RTU3 INSPECTION **Status :** Completed

Assigned Organization : National TAB **Asset :**

Requesting Organization : National TAB

Created Date : 08/27/2025 - Trinity Dodds - National TAB

Completed Date : 11/18/2025 - Sagar Patel - National TAB

CheckList Item Details

RTU Inspection

Area served

Comment:

DINING ROOM

Size of main supply drop

Comment:

28X20"

Size of main return drop

Comment:

26X24"

Evaporator coil is clean and in good condition

Pass

Comment:

Condenser coil is clean and in good condition

Pass

Comment:

Blower wheel is clean and in good condition

Fail

Comment:

Filters are clean

Fail

Comment:

Belt tight and in good condition

Pass

Comment:

PASS

Is an economizer installed and does it respond to adjustment?

Pass

Comment:

Does the unit have dehumidification?

Pass

Comment:

If the unit has dehumidification is the humidity sensor wired properly?

Pass

Comment:

Is the unit free of unusual noise and vibration?

Pass

Comment:

Feel around curb. Is there any noticeable air leakage while the unit is running?

Pass

Comment:

PASS

Cooling is functional

Pass

Comment:

Heating is functional

Pass

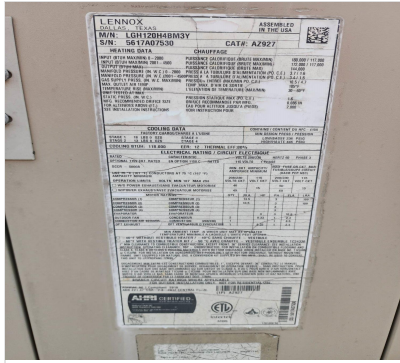
Comment:

PASS

Take the following pictures:

Close up of unit tag.

Comment:



09/04/2025

Multiple sides of unit

Comment:



09/04/2025




09/04/2025




09/04/2025

Compressors

Comment:




09/04/2025



09/04/2025

Inside of electrical cabinet.

Comment:



11/18/2025

Close up of condensing coil

Comment:



11/18/2025

Blower compartment.

Comment:



11/18/2025

Mixed air compartment.


Comment:




11/18/2025

Both sides of evaporator coil

Comment:



11/18/2025



11/18/2025

Return drop looking down from unit if possible.

Comment:



11/18/2025

Supply drop looking down from unit if possible.

Comment:



11/18/2025

List any visual damage and take additional pictures if needed.

Comment:

N/A

National TAB

Project: 09-01-25 BOJANGLES #1264 MARIETTA, GA

System/Unit: AHU/RTU



Asset: RTU1

AREA:KITCHEN

Unit Data	
	Actual
MFG	LENNOX
Serial Num	5617A07918
Model Num	LGH120H4BM3Y

Motor Data	
	Actual
Motor MFG	INTERLINK
Horsepower	3
Motor Rpm	1745
Phase	3
Rated Voltage	230
Rated Amperage	7.4

Test Data	
	Actual
SF CFM	2981
SF RPM	895
MOTOR RPM	1751
RA CFM	2637
OA CFM	344
RL Voltage	214 / 217 / 217
RL Amperage	6.1 / 6.3 / 6.8
SF System SetPt	[1]
OA Damper Position	10%
OA Damper Type	ECONOMIZER

Performance Data	
	Actual
MA Plenum SP	-0.38"
Fan Suction SP	-0.72"
Fan Discharge SP	0.34"
Total ESP	0.72"
Fan Total SP	1.06"

Completed By: Sagar Patel on 11/19/2025

Notes:

[1] UNABLE TO READ SETPOINT

Written By: Sagar Patel on 11/18/2025

National TAB

Project:09-01-25 BOJANGLES #1264 MARIETTA, GA

AHU/RTU



Diffuser Supply (GRD)

RTU1/KITCHEN

Asset									
Asset Name	Location	Type	Size	DESIGN CFM	AK	CFM(1)	CFM(2)	FINAL CFM	% to design
SGRD1					1			421	-
SGRD2					1			387	-
SGRD3					1			188	-
SGRD4					1			164	-
SGRD5					1			203	-
SGRD6					1			437	-
SGRD7					1			489	-
SGRD8					1			307	-
SGRD9					1			328	-
SGRD10			84X6		2.73			57	-
SGRD11									
SGRD12									
Total				0		0	0	2981	0%

Completed By: Sagar Patel on 11/19/2025

National TAB

Project: 09-01-25 BOJANGLES #1264 MARIETTA, GA

System/Unit: AHU/RTU



Asset: RTU2

AREA:FRONT COUNTER

Unit Data	
	Actual
MFG	LENNOX
Serial Num	5617B09113
Model Num	LGH092H4BM3Y

Motor Data	
	Actual
Motor MFG	INTERLINK
Horsepower	2
Motor Rpm	1755
Phase	3
Rated Voltage	230
Rated Amperage	5.8

Test Data	
	Actual
SF CFM	2944
SF RPM	772
MOTOR RPM	1738
RA CFM	2435
OA CFM	509
RL Voltage	214 / 217 / 217
RL Amperage	5.5 / 5.8 / 5.9
SF System SetPt	[1]
OA Damper Position	25%
OA Damper Type	ECONOMIZER

Performance Data	
	Actual
MA Plenum SP	-0.63"
Fan Suction SP	-0.80"
Fan Discharge SP	0.27"
Total ESP	0.90"
Fan Total SP	1.07"

Completed By: Sagar Patel on 11/19/2025

Notes:

[1] UNABLE TO READ SETPOINT

Written By: Sagar Patel on 11/18/2025

National TAB

Project:09-01-25 BOJANGLES #1264 MARIETTA, GA

AHU/RTU



Diffuser Supply (GRD)

RTU2/FRONT COUNTER

Asset									
Asset Name	Location	Type	Size	DESIGN CFM	AK	CFM(1)	CFM(2)	FINAL CFM	% to design
SGRD1					1			128	-
SGRD2					1			124	-
SGRD3					1			53	-
SGRD4					1			203	-
SGRD5					1			173	-
SGRD6					1			189	-
SGRD7					1			564	-
SGRD8					1			509	-
SGRD9					1			531	-
SGRD10					1			224	-
SGRD11					1			246	-
SGRD12					1				
Total				0		0	0	2944	0%

Completed By: Sagar Patel on 11/19/2025

National TAB

Project: 09-01-25 BOJANGLES #1264 MARIETTA, GA

System/Unit: AHU/RTU



Asset: RTU3

AREA:DINING

Unit Data	
	Actual
MFG	LENNOX
Serial Num	5617A07530
Model Num	LGH120H4BM3Y

Motor Data	
	Actual
Motor MFG	INTERLINK
Horsepower	3
Motor Rpm	1745
Phase	3
Rated Voltage	230
Rated Amperage	7.4

Test Data	
	Actual
SF CFM	2809
SF RPM	764
MOTOR RPM	1738
RA CFM	2022
OA CFM	787
RL Voltage	214 / 216 / 216
RL Amperage	6.1 / 6.3 / 6.7
SF System SetPt	[1]
OA Damper Position	25%
OA Damper Type	ECONOMIZER

Performance Data	
	Actual
MA Plenum SP	-0.62"
Fan Suction SP	-0.90"
Fan Discharge SP	0.49"
Total ESP	1.11"
Fan Total SP	1.39"

Completed By: Sagar Patel on 11/19/2025

Notes:

[1] UNABLE TO READ SETPOINT

Written By: Sagar Patel on 11/18/2025

National TAB

Project:09-01-25 BOJANGLES #1264 MARIETTA, GA

AHU/RTU



Diffuser Supply (GRD)

RTU3/DINING

Asset									
Asset Name	Location	Type	Size	DESIGN CFM	AK	CFM(1)	CFM(2)	FINAL CFM	% to design
SGRD1					1			304	-
SGRD2					1			326	-
SGRD3					1			341	-
SGRD4					1			418	-
SGRD5					1			376	-
SGRD6					1			304	-
SGRD7					1			326	-
SGRD8					1			414	-
SGRD9									
SGRD10									
SGRD11									
SGRD12									
Total				0		0	0	2809	0%

National TAB

Project: 09-01-25 BOJANGLES #1264 MARIETTA, GA

System/Unit: FAN - Exhaust



Asset: EF1

AREA:GRITTLER HOOD

Unit Data	
	Actual
MFG	CAPTIVEAIRE
Model Num	NCA14FA
Serial Num	2913149

Motor Data	
	Actual
Horsepower	0.75
Motor Rpm	1760
Phase	3
Voltage (rated)	208
Amperage (rated)	5.6

Test Data	
	Actual
CFM	1837
Fan RPM	909
Motor RPM	1771
System SetPt	[1]
RL Voltage	213 / 215 / 216
RL Amperage	[2]

Completed By: Sagar Patel on 11/19/2025

Notes:

[1] UNABLE TO READ SETPOINT

[2] UNABLE TO READ AMPS SAFELY

Written By: Sagar Patel on 11/18/2025

National TAB

Project: 09-01-25 BOJANGLES #1264 MARIETTA, GA

System/Unit: FAN - Exhaust



Asset: EF2

AREA:FRYER HOOD

Unit Data	
	Actual
MFG	CAPTIVEAIRE
Model Num	NCA14FA
Serial Num	2913149

Motor Data	
	Actual
Horsepower	0.5
Motor Rpm	1765
Phase	3
Voltage (rated)	230
Amperage (rated)	5.6

Test Data	
	Actual
CFM	1604
Fan RPM	1725
Motor RPM	1113
System SetPt	[1]
RL Voltage	215 / 216 / 216
RL Amperage	[2]

Completed By: Sagar Patel on 11/19/2025

Notes:

[1] UNABLE TO READ SETPOINT

[2] UNABLE TO READ AMPS SAFELY

Written By: Sagar Patel on 11/19/2025

National TAB

Project: 09-01-25 BOJANGLES #1264 MARIETTA, GA

System/Unit: FAN - Exhaust



Asset: EF3

AREA:OVEN HOOD

Unit Data	
	Actual
MFG	CAPTIVEAIRE
Model Num	DU50HFA
Serial Num	2913149

Motor Data	
	Actual
Horsepower	0.5
Motor Rpm	1380
Phase	1
Voltage (rated)	115
Amperage (rated)	7.6

Test Data	
	Actual
CFM	1354
System SetPt	LOW
RL Voltage	124
RL Amperage	1.2

Completed By: Sagar Patel on 11/19/2025

National TAB

Project: 09-01-25 BOJANGLES #1264 MARIETTA, GA

System/Unit: FAN - Exhaust



Asset: EF4

AREA:RESTROOM

Unit Data	
	Actual
MFG	GREENHECK
Model Num	GB-081-4-X
Serial Num	14916609

Motor Data	
	Actual
Horsepower	0.25
Motor Rpm	1725
Phase	1
Voltage (rated)	115
Amperage (rated)	4.6

Test Data	
	Actual
CFM	426
Fan RPM	1787
Motor RPM	912
System SetPt	[1]
RL Voltage	[2]
RL Amperage	[2]

Completed By: Sagar Patel on 11/19/2025

Notes:

[1] UNABLE TO READ SETPOINT

[2] UNABLE TO READ VOLTS AND AMPS SAFELY

Written By: Sagar Patel on 11/18/2025

National TAB

Project: 09-01-25 BOJANGLES #1264 MARIETTA, GA

System/Unit: FAN - Supply



Asset: MUA1

AREA:HOOD

Unit Data	
	Actual
MFG	CAPTIVEAIRE
Model Num	A2-D.250-G15
Serial Num	2913149

Motor Data	
	Actual
Motor MFG	WEG
Horsepower	3
Motor Rpm	1735
Phase	3
Voltage (rated)	208
Amperage (rated)	8.7

Test Data	
	Actual
CFM	851
SF RPM	1007
Motor RPM	1424
SF System SetPt	[1]
RL Voltage	213 / 216 / 217
RL Amperage	4.1 / 4.6 / 4.9

Completed By: Sagar Patel on 11/19/2025

Notes:

[1] UNABLE TO READ SETPOINT

Written By: Sagar Patel on 11/18/2025

National TAB

Project: 09-01-25 BOJANGLES #1264 MARIETTA, GA

System/Unit: Kitchen Hood Type I



Asset: HD1

AREA:GRIDDLE HOOD

Unit Data	
	Actual
MFG	CAPTIVEAIRE
Model Num	[1]
Job / Serial Num	[1]
Hood length	110"
Hood Width	54"
Hood Height	78"
Supply Plenum Type	MAU
Supply Plenum Width	16"
Supply Plenum Length	110"

Test Data Supply	
	Actual
AK factor	12.22
Kv factor (Vel)	0.92
Num of Readings	6
Reading1 FPM	20
Reading2 FPM	36
Reading3 FPM	42
Reading4 FPM	32
Reading5 FPM	29
Reading6 FPM	31
Ave FPM(corr)	32
CFM	360

Test Data Exhaust		
	Design	Actual
Filter Type	-	CAPTRATE
Filter Size 1	-	16X16"
Filter Qty 1	-	6
Filter AK factor size 1	-	1.62
Filter Total AK Area	-	9.72
Filter1 FPM	-	192
Filter2 FPM	-	203
Filter3 FPM	-	199
Filter4 FPM	-	179
Filter5 FPM	-	167
Filter6 FPM	-	193
CFM	-	1837

Cooking Equipment	
	Actual
Item 1	STOVE
Item 2	GRIDDLE

Completed By: Sagar Patel on 11/19/2025

Notes:

[1] UNABLE TO READ, LABEL FADED

Written By: Sagar Patel on 11/18/2025

National TAB

Project: 09-01-25 BOJANGLES #1264 MARIETTA, GA

System/Unit: Kitchen Hood Type I



Asset: HD2

AREA:FRYER HOOD

Unit Data	
	Actual
MFG	CAPTIVEAIRE
Model Num	[1]
Job / Serial Num	[1]
Hood length	110"
Hood Width	54"
Hood Height	78"
Supply Plenum Type	MAU
Supply Plenum Width	16"
Supply Plenum Length	113"

Test Data Supply	
	Actual
AK factor	12.56
Kv factor (Vel)	0.92
Num of Readings	6
Reading1 FPM	39
Reading2 FPM	18
Reading3 FPM	23
Reading4 FPM	32
Reading5 FPM	20
Reading6 FPM	14
Ave FPM(corr)	24
CFM	277

Test Data Exhaust		
	Design	Actual
Filter Type	-	CAPTRATE
Filter Size 1	-	16X16
Filter Qty 1	-	6
Filter AK factor size 1	-	1.62
Filter Total AK Area	-	9.72
Filter1 FPM	-	145
Filter2 FPM	-	147
Filter3 FPM	-	182
Filter4 FPM	-	169
Filter5 FPM	-	192
Filter6 FPM	-	154
CFM	-	1604

Cooking Equipment	
	Actual
Item 1	FRYER

Completed By: Sagar Patel on 11/19/2025

Notes:

[1] UNABLE TO READ, LABEL FADED

Written By: Sagar Patel on 11/18/2025

National TAB

Project: 09-01-25 BOJANGLES #1264 MARIETTA, GA

System/Unit: Kitchen Hood Type I



Asset: HD3

AREA:OVEN HOOD

Unit Data	
	Actual
MFG	CAPTIVEAIRE
Model Num	[1]
Job / Serial Num	[1]
Hood length	72"
Hood Width	54"
Hood Height	78"
Supply Plenum Type	MAU
Supply Plenum Width	16"
Supply Plenum Length	84"

Test Data Supply	
	Actual
AK factor	9.33
Kv factor (Vel)	0.92
Num of Readings	6
Reading1 FPM	33
Reading2 FPM	34
Reading3 FPM	18
Reading4 FPM	20
Reading5 FPM	23
Reading6 FPM	20
Ave FPM(corr)	25
CFM	214

Test Data Exhaust		
	Design	Actual
Filter Type	-	CAPTRATE
Filter Size 1	-	16X16
Filter Qty 1	-	4
Filter AK factor size 1	-	1.62
Filter Total AK Area	-	6.48
Filter1 FPM	-	203
Filter2 FPM	-	215
Filter3 FPM	-	218
Filter4 FPM	-	201
CFM	-	1354

Cooking Equipment	
	Actual
Item 1	OVEN

Completed By: Sagar Patel on 11/19/2025