

HORACE MANN

International Business Park
6275 W Plano Pkwy
Plano, TX

SMITHGROUP

3333 WELBORN STREET
SUITE 100
DALLAS, TX 75219
214.559.4851
smithgroup.com

Novom Group
AVIATION CONSULTANT
1540 Keller Pkwy, Suite 109-422
Keller, TX 75248
(817) 709-5578

Purdy-McGuire, Inc.
MECHANICAL/ELECTRICAL/PLUMBING ENGINEER
17300 Dallas Pkwy, #3000
Dallas, TX 75248
(972) 239-5357

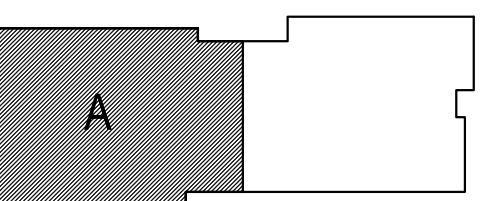
ISSUED FOR	DATE

SEALS AND SIGNATURES



KEYPLAN

NORTH

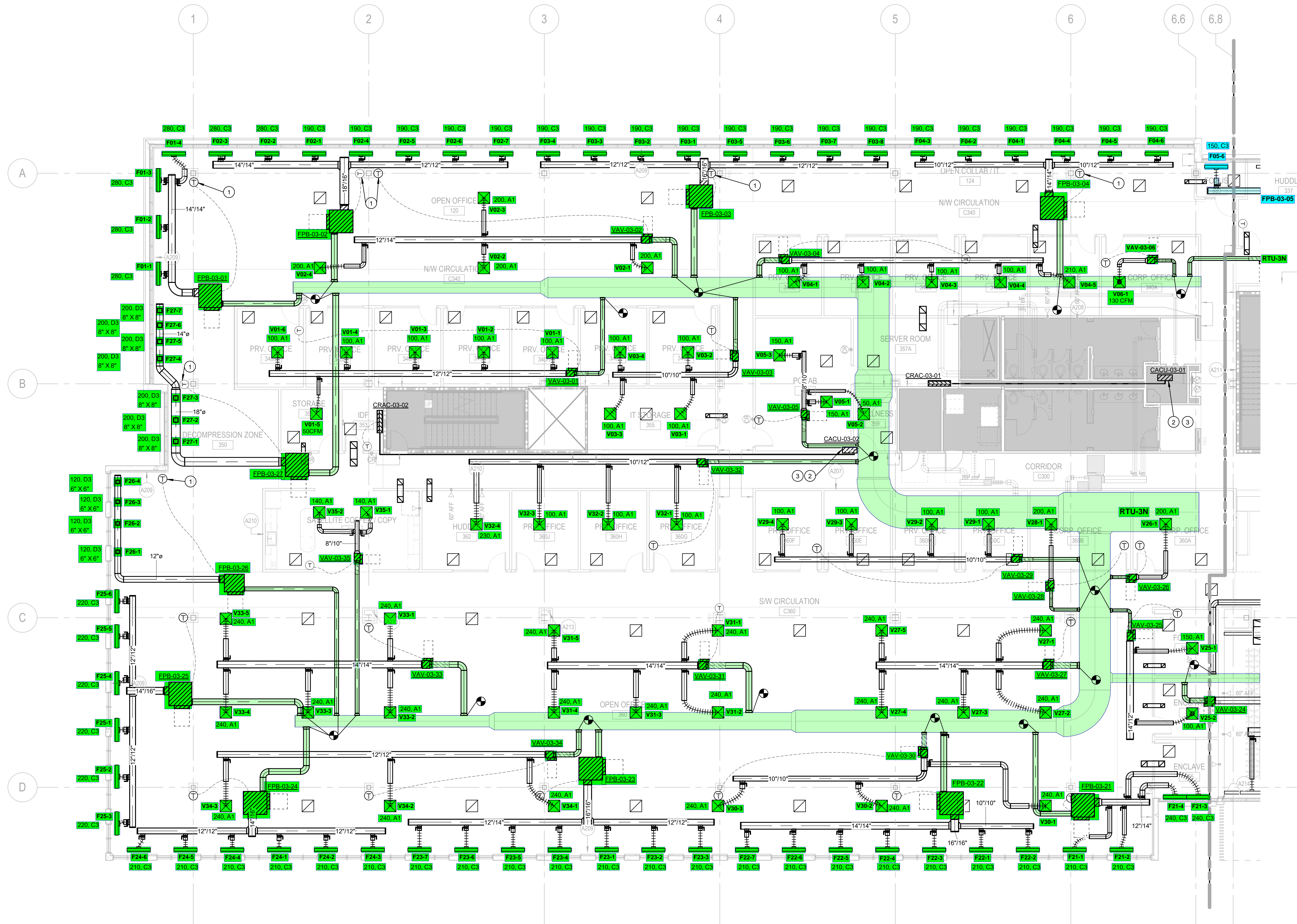


SHEET TITLE
**LEVEL 3 MECHANICAL
PLAN - AREA A**

PROJECT NUMBER
CD M2.3.1
SHEET NUMBER

KEYED NOTES - SHEET M2.3.1

- 1 PROVIDE INSULATION PAD TO BE INSTALLED BETWEEN THERMOSTAT AND PERIMETER WALL FOR THERMOSTATS MOUNTED ON EXTERIOR COLUMN WALLS.
- 2 CONDENSING UNIT TO BE PLACED ON THE ROOF. EXACT LOCATION TO BE COORDINATED WITH THE ARCHITECT AND THE BUILDING. REFRIGERANT PIPING TO NOT EXCEED 150'.
- 3 INSTALL CONDENSING UNIT ON SUPPORTS EQUAL TO BIGFOOT SYSTEMS IN PITCH PAN ON ROOF. VERIFY EXACT LOCATION WITH ARCHITECT AND BUILDING REPRESENTATIVE. SIZE AND INSTALL REFRIGERANT LINES PER MANUFACTURER'S RECOMMENDATION.



1 LEVEL 3 MECHANICAL PLAN - AREA A
1/8" = 1'-0"

© 2024 Purdy - McGuire
Mechanical - Electrical Engineers
17300 North Dallas
Parkway Suite 300
Dallas, TX 75248-1147
Firm Registration # F-1511
Tel: 972.239-5357
Fax: 972.239-8231
www.purdy-mcguire.com

PMI JOB NO. 24040.007
PROJECT MGR. TODD JOHNSON
THIS DRAWING SHALL NOT BE
REPRODUCED FOR ANY PROJECT OTHER
THAN THE PROJECT NOTED IN THE TITLE
BLOCK, WITHOUT THE WRITTEN CONSENT
OF PURDY-MCGUIRE, INC., DALLAS, TX

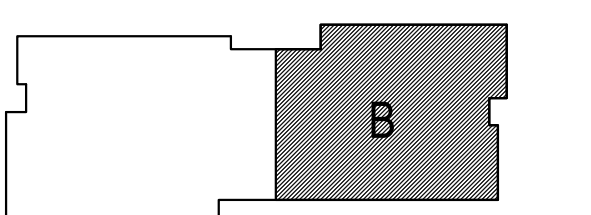
ISSUED FOR	DATE

SEALS AND SIGNATURES



KEYPLAN

NORTH



SHEET TITLE
**LEVEL 3 MECHANICAL
PLAN - AREA B**

© 2024 Purdy - McGuire
Mechanical - Electrical Engineers
17300 North Dallas
Parkway Suite 300
Dallas, TX 75248-1147
Firm Registration # F-1511
Tel: 972.239-5357
Fax: 972.239-8231
www.purdy-mcguire.com

PMI JOB NO. 24040.007
PROJECT MGR. TODD JOHNSON
THIS DRAWING SHALL NOT BE
REPRODUCED FOR ANY PROJECT OTHER
THAN THE PROJECT NOTED IN THE TITLE
BLOCK, WITHOUT THE WRITTEN CONSENT
OF PURDY-MCGUIRE, INC. DALLAS, TX

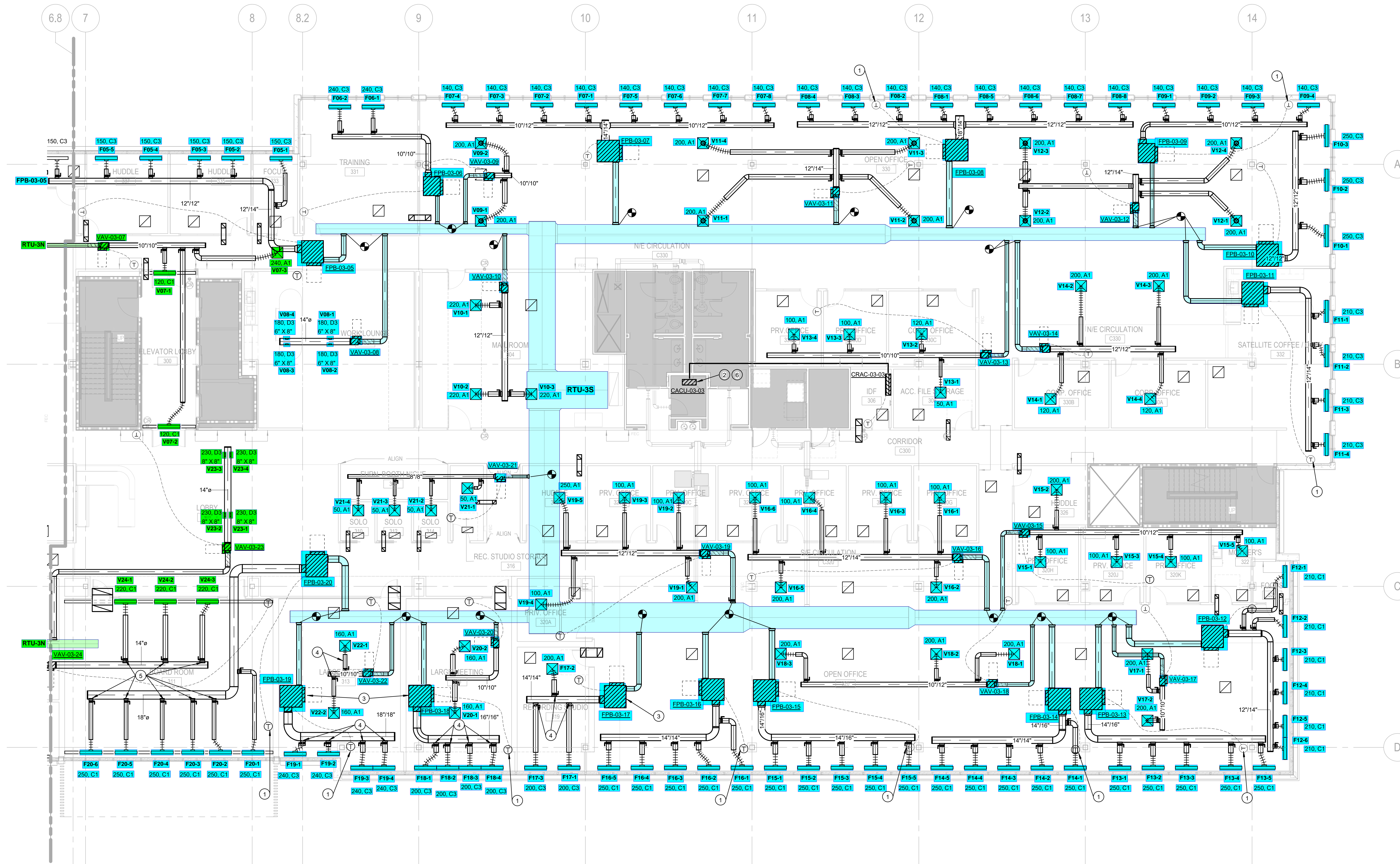
PROJECT NUMBER
CD
SHEET NUMBER

15472

M2.3.2

KEYED NOTES - SHEET M2.3.2

- 1 PROVIDE INSULATION PAD TO BE INSTALLED BETWEEN THERMOSTAT AND PERIMETER WALL FOR THERMOSTATS MOUNTED ON EXTERIOR COLUMN WALLS.
- 2 CONDENSING UNIT TO BE PLACED ON THE ROOF. EXACT LOCATION TO BE COORDINATED WITH THE ARCHITECT AND THE BUILDING. REFRIGERANT PIPING TO NOT EXCEED 150'
- 3 PROVIDE SOUND INSULATION BLANKET SYSTEM EQUAL TO BRD HUSHCORE FOR FAN POWERED BOX.
- 4 DUCTS OVERSIZED IN THESE ROOMS TO REDUCE NOISE, WHERE THE SCHEDULE WOULD HAVE THESE DUCTS AT 8" DIA, WE WANT THESE SPECIFIC DUCTS TO BE 10" DIA.
- 5 PROVIDE YOUNG REGULATOR FOR VOLUME DAMPER CONTROLS. REFER TO GENERAL NOTES FOR ADDITIONAL INFORMATION.
- 6 INSTALL CONDENSING UNIT ON SUPPORTS EQUAL TO BIGFOOT SYSTEMS IN PITCH PAN ON ROOF. VERIFY EXACT LOCATION WITH ARCHITECT AND BUILDING REPRESENTATIVE. SIZE AND INSTALL REFRIGERANT LINES PER MANUFACTURER'S RECOMMENDATION.



1 LEVEL 3 MECHANICAL PLAN - AREA B
1/8" = 1'-0"

Plot Date: 11/15/2025 4:17:32 PM

PMI