

Report By:

National TAB - Kansas City
1126 Swift St
N Kansas City, MO 64116



Report: Certified Test, Adjust, and Balance Report

Function: Test, Adjust, & Balance

Date: 12/18/2023

PROJECT

**12-18-23 CHIPOTLE #09-4437 WEST
HILLSBORO BOULEVARD, FL (DEERFIELD
BEACH)**

3311 West Hillsboro Boulevard

DEERFIELD BEACH, FL 33442

Client

Chipotle Mexican Grill

610 Newport Center Drive, Suite 1100

Newport Beach, CA 92660

National TAB

Project: 12-18-23 CHIPOTLE #09-4437 WEST HILLSBORO BOULEVARD, FL (DEERFIELD BEACH)

Table Of Contents

Section	Page #
Certification Page	3
Summary	4
Remarks	5
Balance Schedule	7
Checklist Data	8
AHU/RTU	21
FAN - Exhaust	25
FAN - Supply	28
Kitchen Hood Type I	29
Abbreviations	30
Equipment List	31
GRD	34



CERTIFICATION



PROJECT:

CHIPOTLE #09-4437 WEST HILLSBORO BOULEVARD (DEERFIELD BEACH, FL)

The data presented in this report is a record of system measurements and final adjustments that have been obtained in accordance with the current edition of the NEBB Procedural Standard for Testing, Adjusting and Balancing of Environmental Systems. The measurements shown, and the information given, in this report are certified to be accurate and complete, at the time and date information was gathered. Any variances from design quantities, which exceed NEBB tolerances, are noted in the TAB report project summary.

NEBB TAB FIRM: National TAB - Kansas City

REGISTRATION NO: 3768

CERTIFIED BY: Will Turnbough

DATE: 12/18/2023


Submitted and Certified by:

NEBB TAB FIRM: National TAB - Kansas City

TAB PROFESSIONAL: Will Turnbough

REGISTRATION NO: CP-24289

CERTIFICATION EXP: 12/31/2023



Project Summary

The summary below provides a quick understanding of our scope of work and general testing procedures. Enclosed in the report is further detail about your building performance including recommendations, asset data, and pictures. Our focus is to work with the trades to remedy any issues or deficiencies during the actual field balancing and not after the balancing has occurred to achieve a positive environment and outcome. The level of success is determined by the availability of the trades, possible parts needed, or time constraints.

RTU's (Roof Top Units) w/ Diffusers

Each of the RTU's were measured at their terminal devices or via traverse to establish a total flow for that unit. Each RTU was adjusted to within tolerance of the engineer's design flow. Each outlet was then adjusted to within tolerance of the design flow. Outside air was measured by reading the intake air opening with a velocity grid and multiplying by the free area. The outside air damper was adjusted until the airflow was within the design requirements. Any equipment that fell outside of that tolerance is noted throughout the report.

Kitchen Exhaust Hood & Associated Fans

Each kitchen exhaust fan was measured at the hood filter bay utilizing a velocity matrix and a manufacturer's correction factor. Each filter velocity is multiplied by the manufacturer's corrected area. The sum of these readings equals the total flow of the exhaust fans. The total flow of the exhaust was then adjusted to within tolerance of the design flow. . Any EF's that fell outside of this tolerance is noted throughout the report.

MUA (Make Up Air Unit) w/ PSP

Total flow for the MAU (Make-up Air Unit) unit was measured by readings taken at the discharge of the hood's perforated supply plenum. Readings taken with a velocity matrix were averaged and multiplied by a manufacturer's corrected area. Adjustments to the fan speed were made in order to bring the unit to within design tolerance. Any MUA's that fell outside of this tolerance is noted throughout the report.

General Exhaust Fans w/ Grilles

The general exhaust fans were measured by reading each air device with a flow hood. The total airflow for each fan is equivalent to the sum of these readings. Fan speed was then adjusted so that the airflow was within tolerance of design. Each terminal device was balanced to within tolerance of the design volume using the installed volume dampers. Any equipment that fell outside of this tolerance is noted throughout the report.

Final Building Tests

After completing the test and balance the final building pressure was measured. It was confirmed that the building pressure fell within acceptable tolerances of $-0.02''$ wc to $+0.02''$ wc and that the pressure measurement coincides with the actual and design net airflow. Any deviations from these standards are noted throughout the report.

The hood capture was tested at the perimeter of the hood and the cook top level with the equipment heat on to ensure satisfactory hood capture and containment.

Issue List

- Construction filters are installed in the units




12-18-23 CHIPOTLE #09-4437 WEST HILLSBORO BOULEVARD, FL (DEERFIELD BEACH)

Project Issue Information

Issue Name : Construction filters are installed in the units
Description : Recommended to replace construction filters with 4 20X20X2 MERV-8 final filters as shown on the rooftop unit schedule remarks.
Created By : National TAB **Assigned To :** National TAB - Ian Fuller
Status : Open
Priority : **Asset Tag :**
Originated Date : 12/18/2023 - Ian Fuller - National TAB

Project Issue File Details



ConstructionFilters.j..
12/18/2023

AIR BALANCE SCHEDULE

UNIT	AREA SERVED	HVAC SUPPLY		HVAC RETURN		HVAC OUTDOOR		OA %		HOOD MAKE-UP		HOOD EXHAUST		GENERAL EXH.	
		DESIGN	ACTUAL	DESIGN	ACTUAL	DESIGN	ACTUAL	DESIGN	ACTUAL	DESIGN	ACTUAL	DESIGN	ACTUAL	DESIGN	ACTUAL
RTU-1	KITCHEN	4000	3922	3500	3407	500	515	12.5%	13.1%						
RTU-2	DINING	4000	3708	3000	2720	1000	988	25.0%	26.6%						
MUA-1	KITCHEN HOOD									1300	1202				
EF-1	KITCHEN HOOD											2550	2508		
EF-2	RESTROOM													150	148
TOTALS		8000	7630	6500	6127	1500	1503			1300	1202	2550	2508	150	148

NET BUILDING AIRFLOW CALCULATION

TOTALS	DESIGN	ACTUAL
TOTAL OA	2800	2705
TOTAL EXHAUST	2700	2656
NET AIRFLOW	100	49

DOOR TESTED	BUILDING PRESSURE MEASUREMENTS (IN. H2O)
FRONT	0.0055
SIDE	
REAR	0.0107
AVERAGE	0.0081

FINAL CHECKS

- ACTUAL NET AIRFLOW COINCIDES WITH DESIGN: ✓
- MEASURED PRESSURES COINCIDES WITH ACTUAL NET AIRFLOW: ✓
- PRESSURE FALLS WITHIN IMC TOLERANCE OF +/-0.02" W.C. ✓

NOTES:

CheckList List

- 00: SITE PICTURES
- 01: RTU's/AHU's
- 02: EF's
- 03: MUA
- 04: HOODS
- 05: FINAL TESTS



12-18-23 CHIPOTLE #09-4437 WEST HILLSBORO BOULEVARD, FL (DEERFIELD BEACH)

CheckList Information

Name : 00: SITE PICTURES **Status :** Completed
Assigned Organization : National TAB **Asset :**
Requesting Organization : National TAB
Created Date : 12/05/2023 - Damian Binkowski - National TAB
Completed Date : 12/18/2023 - Ian Fuller - National TAB

CheckList Item Details

STORE FRONT

Comment:



**StoreFront
12/18/2023**

RTU-1


Comment:



RTU1
12/18/2023

RTU-2

Comment:



RTU2(1)
12/18/2023

MUA


Comment:



MUA
12/18/2023

EF-1

Comment:



EF1
12/18/2023

EF-2

Comment:



EF2(1)
12/18/2023

HOOD-1

Comment:



Hood1
12/18/2023



12-18-23 CHIPOTLE #09-4437 WEST HILLSBORO BOULEVARD, FL (DEERFIELD BEACH)

CheckList Information

Name : 01: RTU's/AHU's **Status :** Completed

Assigned Organization : National TAB **Asset :**

Requesting Organization : National TAB

Created Date : 12/05/2023 - Damian Binkowski - National TAB

Completed Date : 12/18/2023 - Ian Fuller - National TAB

CheckList Item Details

RTU's/AHU's

Thermostats installed and have power? Yes

Comment:

All diffusers and grilles are installed and match design? Yes

Comment:

Deflector plates are removed from 1x1 diffusers on the serve line (double check that this is specified on the diffuser schedule first) Yes

Comment:

Economizer blank plate is installed below the outside air intake (Trane only) (N/A = not applicable) N/A

Comment:

Economizers are assembled and functional? Yes

Comment:

DCV Max damper opening position is set to minimum? Yes

Comment:

Free cooling enthalpy set point set for lowest setting (Typically "D")

Yes

Comment:

Motors are all operating below the FLA rating?

Yes

Comment:

Are belts tight?

N/A

Comment:

If direct drive unit is the speed controller working?

Yes

Comment:

Is gas piping installed and valves turned on?

Yes

Comment:

Unit free of noticeable noise and vibration

Yes

Comment:

Final outside air damper position is marked with permanent marker?

Yes

Comment:



12-18-23 CHIPOTLE #09-4437 WEST HILLSBORO BOULEVARD, FL (DEERFIELD BEACH)

CheckList Information

Name : 02: EF's **Status :** Completed

Assigned Organization : National TAB **Asset :**

Requesting Organization : National TAB

Created Date : 12/05/2023 - Damian Binkowski - National TAB

Completed Date : 12/18/2023 - Ian Fuller - National TAB

CheckList Item Details

EF's

Rotation is correct? Yes

Comment:

Belts are tight? N/A

Comment:

Viroguard installed on hood fan(s)? Yes

Comment:

Hinge kit installed installed on hood fan? Yes

Comment:

Lean fan back. Is grease duct installation adequate and is duct ran all the way to the base of the fan? Yes

Comment:

Flex conduit is long enough so that fan can be completely tilted back? Yes

Comment:

There is no major leakage around base of fan?

Yes

Comment:

Is the motor operating below the motor FLA rating?

Yes

Comment:

For restroom fan(s) is the back draft damper installed and can it fully open?

Yes

Comment:

Unit free of noticeable noise and vibration?

Yes

Comment:



12-18-23 CHIPOTLE #09-4437 WEST HILLSBORO BOULEVARD, FL (DEERFIELD BEACH)

CheckList Information

Name : 03: MUA **Status :** Completed

Assigned Organization : National TAB **Asset :**

Requesting Organization : National TAB

Created Date : 12/05/2023 - Damian Binkowski - National TAB

Completed Date : 12/18/2023 - Ian Fuller - National TAB

CheckList Item Details

MUA

Rotation is correct? Yes

Comment:

Gas piping is installed and valves are in on position? N/A

Comment:

NO HEATING ON UNIT

Internal motorized damper is fully opening? N/A

Comment:

DAMPER NOT MOTORIZED

Motor is operating below the FLA rating? Yes

Comment:

Unit free of noticeable noise and vibration? Yes

Comment:



12-18-23 CHIPOTLE #09-4437 WEST HILLSBORO BOULEVARD, FL (DEERFIELD BEACH)

CheckList Information

Name : 04: HOODS **Status :** Completed

Assigned Organization : National TAB **Asset :**

Requesting Organization : National TAB

Created Date : 12/05/2023 - Damian Binkowski - National TAB

Completed Date : 12/18/2023 - Ian Fuller - National TAB

CheckList Item Details

HOODS

All hood filters installed and accounted for? Yes

Comment:

Hoods are wired and have power? Yes

Comment:

Hood is free of alarms? Yes

Comment:

Hood is free of damage? Yes

Comment:

Quarter or full vertical end panels are installed if specified? Yes

Comment:



12-18-23 CHIPOTLE #09-4437 WEST HILLSBORO BOULEVARD, FL (DEERFIELD BEACH)

CheckList Information

Name : 05: FINAL TESTS **Status :** Completed
Assigned Organization : National TAB **Asset :**
Requesting Organization : National TAB
Created Date : 12/05/2023 - Damian Binkowski - National TAB
Completed Date : 12/18/2023 - Ian Fuller - National TAB

CheckList Item Details

FINAL CHECKS

Is space free of drafting? Yes

Comment:

Is space comfortable in all areas? Yes

Comment:

Is the space free of ventilation noise? Yes

Comment:

List kitchen equipment turned on for testing N/A

Comment:

EQUIPMENT HAS NOT YET HAD STARTUPS

List smoke candle type used

Comment:

45 SECOND SMOKE CANDLE

HOOD CAPTURE TEST

Smoke test capture % - Perimeter of hood

Comment:

100%

Smoke test capture % - Top of cooking surface

Comment:

100%

WITNESS

Date test was completed

12/18/2023

Comment:

TAB tech name / Firm

Comment:

IAN F / NTAB

Site super name / Firm

Comment:

DAVE / PEMBERTON CONSTRUCTION

Owner representative name / Firm (if Applicable)

Comment:

NA

BUILDING PRESSURE

Do actual net building airflow, design net building airflow, and pressure coincide? If not why? (All three should either be positive or negative)

Pass

Comment:

FRONT: 0.0055" BACK: 0.0107"

National TAB

Project: 12-18-23 CHIPOTLE #09-4437 WEST HILLSBORO BOULEVARD,
FL (DEERFIELD BEACH)



System/Unit: AHU/RTU

Asset: RTU-1

AREA:KITCHEN

Unit Data		
	Design	Actual
MFG	CARRIER	CARRIER
Serial Num	-	3823P71612
Model Num	48LC_D012A2 P5-0RC0	48FCN12C2M5A6W4F0P5- 0RC0
Type	RTU	RTU
Configuration	VERTICAL	VERTICAL
Num OA Filters 1	-	1
OA Filter Size 1	-	35X19
Num Final Filter 1	-	4
Final Filter Size 1	-	20X20X2

Motor Data		
	Design	Actual
Motor MFG	-	NA
Frame	-	NA
Horsepower	-	NA
Motor Rpm	-	NA
Phase	3	3
Rated Voltage	208	208/230
Rated Amperage	-	6.4

Drive Data		
	Design	Actual
Motor Sheave Size	-	DD
Motor Bore Size	-	-
Motor Sheave SetPt	-	-
Fan Sheave Size	-	-
Fan Sheave Bore	-	-
Belt CL Distance	-	-
Num of Belts	-	-
Belt Size	-	-
Belt Alignment	-	-

Test Data		
	Design	Actual
SF CFM	4000	3922
SF RPM	-	C:50%
RA CFM	3500	3407
OA CFM	500	515
RL Voltage	-	213/211/213
RL Amperage	-	5.2/5.1/5.2
SF Rotation	-	CCW
RA Damper Position	-	6.5 V
Min OA Damper Position	-	3.5 V
Min OA Damper Type	-	ECONOMIZER
OA Enthalpy Setpt	-	ES3

Performance Data		
	Design	Actual
MA Plenum SP	-	-0.41"
Fan Suction SP	-	-1.21"
Fan Discharge SP	-	0.13"
Total ESP	0.8"	0.54"
Fan Total SP	-	1.34"

General		
	Design	Actual
Fan Rotation Correct	-	YES
Unit Filters Clean	-	CONSTRUCTION FILTERS
Condensate Drain Installed	-	YES

Completed By: Ian Fuller on 12/18/2023

National TAB

Project:12-18-23 CHIPOTLE #09-4437 WEST HILLSBORO BOULEVARD,
FL (DEERFIELD BEACH)



AHU/RTU

Diffuser Supply (GRD)

RTU-1/KITCHEN

Asset									
Asset Name	Location	Type	Size	DESIGN CFM	AK	CFM(1)	CFM(2)	FINAL CFM	% to design
SGRD1	OFFICE	CD1	8"	150	1	158	159	159	106.0
SGRD2	BOH	CD1	12"	450	1	442	471	471	104.7
SGRD3	BOH	CD1	12"	450	1	460	479	479	106.4
SGRD4	BOH	CD1	10"	350	1	347	371	371	106.0
SGRD5	FOOD PREP	CD3	12"	400	1	542	391	391	97.8
SGRD6	FOOD PREP	CD3	12"	400	1	495	401	401	100.3
SGRD7	SERVICE LINE	CD2	8"	250	1	212	239	239	95.6
SGRD8	SERVICE LINE	CD2	8"	250	1	182	226	226	90.4
SGRD9	SERVICE LINE	CD2	8"	250	1	183	233	233	93.2
SGRD10	SERVICE LINE	CD2	8"	250	1	210	243	243	97.2
SGRD11	HOOD1	ACPSP	165"X6"	700	5.36	755	709	709	101.3
Total				3900		3986	3922	3922	100.56%

National TAB

Project: 12-18-23 CHIPOTLE #09-4437 WEST HILLSBORO BOULEVARD,
FL (DEERFIELD BEACH)



System/Unit: AHU/RTU

Asset: RTU-2

AREA: DINING

Unit Data		
	Design	Actual
MFG	CARRIER	CARRIER
Serial Num	-	3823P71614
Model Num	48LC_D012A2 P5-ORC0	48FCN12C2M5A6W4F0
Type	RTU	RTU
Configuration	VERTICAL	VERTICAL
Num OA Filters 1	-	1
OA Filter Size 1	-	35X19
Num Final Filter 1	-	4
Final Filter Size 1	-	20X20X2

Motor Data		
	Design	Actual
Motor MFG	-	NA
Frame	-	NA
Horsepower	-	NA
Motor Rpm	-	NA
Phase	3	3
Rated Voltage	208	208/230
Rated Amperage	-	6.4

Drive Data		
	Design	Actual
Motor Sheave Size	-	DD
Motor Bore Size	-	-
Motor Sheave SetPt	-	-
Fan Sheave Size	-	-
Fan Sheave Bore	-	-
Belt CL Distance	-	-
Num of Belts	-	-
Belt Size	-	-
Belt Alignment	-	-

Test Data		
	Design	Actual
SF CFM	4000	3708
SF RPM	-	C:100%
RA CFM	3000	2720
OA CFM	1000	988
RL Voltage	-	211/212/212
RL Amperage	-	6.1/6.1/6.1
SF Rotation	-	CCW
RA Damper Position	-	5.6 V
Min OA Damper Position	-	4.4 V
Min OA Damper Type	-	ECONOMIZER
OA Enthalpy Setpt	-	ES3

Performance Data		
	Design	Actual
MA Plenum SP	-	-0.51"
Fan Suction SP	-	-1.27"
Fan Discharge SP	-	0.28"
Total ESP	0.8"	0.79"
Fan Total SP	-	1.55"

General		
	Design	Actual
Fan Rotation Correct	-	YES
Unit Filters Clean	-	CONSTRUCTION FILTERS
Condensate Drain Installed	-	YES

Completed By: Ian Fuller on 12/18/2023

National TAB

Project: 12-18-23 CHIPOTLE #09-4437 WEST HILLSBORO BOULEVARD,
FL (DEERFIELD BEACH)



AHU/RTU

Diffuser Supply (GRD)

RTU-2/DINING

Asset									
Asset Name	Location	Type	Size	DESIGN CFM	AK	CFM(1)	CFM(2)	FINAL CFM	% to design
SGRD1	DINING	SR2	18"X6"	400	1	339	379	362	90.5
SGRD2	DINING	SR2	18"X6"	500	1	323	368	459	91.8
SGRD3	DINING	SR1	14"	800	1	511	580	726	90.8
SGRD4	DINING	SR1	14"	700	1	644	723	654	93.4
SGRD5	DINING	SR1	14"	600	1	545	603	582	97.0
SGRD6	DINING	SR1	14"	500	1	556	620	457	91.4
SGRD7	DINING	SR1	14"	500	1	449	497	468	93.6
Total				4000		3367	3770	3708	92.7%

National TAB

Project: 12-18-23 CHIPOTLE #09-4437 WEST HILLSBORO BOULEVARD,
FL (DEERFIELD BEACH)



System/Unit: FAN - Exhaust

Asset: EF-1

AREA:HD-1 - COOKLINE

Unit Data		
	Design	Actual
MFG	CAPTIVEAIRE	CAPTIVEAIRE
Model Num	DU180HFA	DU180HFA
Serial Num	-	5950436
Type	UPBLAST	UPBLAST
Configuration	VERTICAL	VERTICAL

Motor Data		
	Design	Actual
Motor MFG	-	NEMA
Frame	-	184T
Horsepower	2.000	2.0
Motor Rpm	-	1165
Phase	3	3
Voltage (rated)	208	230
Amperage (rated)	-	7.51
Service Factor	-	1.15

Test Data		
	Design	Actual
CFM	2550	2508
Fan RPM	1220	887
Fan Rotation	-	CCW
Motor RPM	-	887
System SetPt	-	45.7 HZ
RL Voltage	-	208/207/208
RL Amperage	-	4.2/4.2/4.3
Total ESP	1.450"	0.44"
Fan Inlet SP	-	-0.44"
Fan Discharge SP	-	ATM

Completed By: Ian Fuller on 12/18/2023

National TAB

Project: 12-18-23 CHIPOTLE #09-4437 WEST HILLSBORO BOULEVARD,
FL (DEERFIELD BEACH)



System/Unit: FAN - Exhaust

Asset: EF-2

AREA:RR

Unit Data		
	Design	Actual
MFG	CAPTIVEAIRE	CAPTIVEAIRE
Model Num	DR12HFA	DR12HFA
Serial Num	-	5950436
Type	DOWNBLAST	DOWNBLAST
Configuration	VERTICAL	VERTICAL

Motor Data		
	Design	Actual
Motor MFG	-	TELCO GREEN
Frame	-	NA
Horsepower	0.250	0.25
Motor Rpm	-	NA
Phase	1	1
Voltage (rated)	115	115
Amperage (rated)	-	2.9
Service Factor	-	NA

Test Data		
	Design	Actual
CFM	150	148
Fan RPM	1282	1072
Fan Rotation	-	CCW
Motor RPM	-	1072
System SetPt	-	55%
RL Voltage	-	122
RL Amperage	-	1.3
Total ESP	0.600"	0.19"
Fan Inlet SP	-	0.19"
Fan Discharge SP	-	ATM

Completed By: Ian Fuller on 12/18/2023

National TAB

Project: 12-18-23 CHIPOTLE #09-4437 WEST HILLSBORO BOULEVARD,
FL (DEERFIELD BEACH)



FAN - Exhaust

Diffuser Ret/Exh (GRD)

EF-2/RR

Asset									
Asset Name	Location	Type	Size	DESIGN CFM	AK	CFM(1)	CFM(2)	FINAL CFM	% to design
EGRD1	RR	ER1	6"X6"	75	1	137	76	76	101.3
EGRD2	RR	ER1	6"X6"	75	1	125	72	72	96.0
Total				150		262	148	148	98.67%

National TAB

Project: 12-18-23 CHIPOTLE #09-4437 WEST HILLSBORO BOULEVARD,
FL (DEERFIELD BEACH)



System/Unit: FAN - Supply

Asset: MUA-1

AREA:HD-1 - COOKLINE

Unit Data		
	Design	Actual
MFG	CAPTIVEAIRE	CAPTIVEAIRE
Model Num	A1-15D	A1-15D
Serial Num	-	5950436
Type	MUA	MUA
Configuration	VERTICAL	VERTICAL

Motor Data		
	Design	Actual
Motor MFG	-	NEMA
Frame	-	143T
Horsepower	1.000	1.0
Motor Rpm	-	1750
Phase	3	3
Voltage (rated)	208	230
Amperage (rated)	-	2.9
Service Factor	-	1.15

Drive Data		
	Design	Actual
Motor Sheave Size	-	DD
Motor Bore Size	-	-
Fan Sheave Size	-	-
Fan Sheave Bore	-	-
Belt CL Distance	-	-
Num of Belts	-	-
Belt Size	-	-
Belt Alignment Verified	-	-

Gas Heat		
	Design	Actual
Heater Operates (y/n)	-	NA
Flame Status (pass/fail)	-	-
Inlet Air Temp SetPt	55	-
Discharge Air Temp SetPt	60	-
Air Flow Switch SP Actual	-	-

Test Data		
	Design	Actual
CFM	1300	1202
SF RPM	1408	1750
Motor RPM	-	60.3 HZ
RL Voltage	-	211/209/211
RL Amperage	-	2.5/2.6/2.6
Total ESP	-	0.59"
Fan Discharge SP	-	0.59"

General		
	Design	Actual
Fan Rotation Correct	-	YES

Completed By: Ian Fuller on 12/18/2023

Notes:
NO GAS HEATING ON UNIT

Written By: Ian Fuller on 12/18/2023

National TAB

Project: 12-18-23 CHIPOTLE #09-4437 WEST HILLSBORO BOULEVARD,
FL (DEERFIELD BEACH)



System/Unit: Kitchen Hood Type I

Asset: HD-1

AREA:COOK LINE

Unit Data		
	Design	Actual
MFG	CAPTIVEAIRE	CAPTIVEAIRE
Model Num	5424 ND-2-ACPSP-F	5424 ND-2-ACPSP-F
Job / Serial Num	-	5950436
Type	TYPE I CANOPY	TYPE 1 LOW PROXIMITY
Hood length	153"	153"
Hood Width	54"	54"
Supply Plenum Type	-	ACPSP
Supply Plenum Width	9"	9"
Supply Plenum Length	165"	165"

Test Data Exhaust		
	Design	Actual
Filter Type	CAPTRATE SOLO	CAPTRATE SOLO
Filter Size 1	16"X16"	16"X16"
Filter Qty 1	9	9
Filter AK factor size 1	1.62	1.62
Filter Total AK Area	14.58	14.58
Filter1 FPM	-	159
Filter2 FPM	-	162
Filter3 FPM	-	171
Filter4 FPM	-	176
Filter5 FPM	-	194
Filter6 FPM	-	187
Filter7 FPM	-	177
Filter8 FPM	-	165
Filter9 FPM	-	158
Filter Ave FPM(corr)	-	172
CFM	2550	2508

Cooking Equipment		
	Design	Actual
Item 1	-	FRYER
Item 2	-	GRILL
Item 3	-	GRIDDLE
Item 4	-	RICE COOKER

Test Data Supply		
	Design	Actual
Total AK Area	10.31	10.31
Kv factor (Vel)	0.81	0.81
Num of Readings	-	12
Reading1 FPM	-	195
Reading2 FPM	-	152
Reading3 FPM	-	122
Reading4 FPM	-	186
Reading5 FPM	-	183
Reading6 FPM	-	127
Reading7 FPM	-	105
Reading8 FPM	-	111
Reading9 FPM	-	184
Reading10 FPM	-	103
Reading11 FPM	-	108
Reading12 FPM	-	152
Ave FPM(corr)	-	116
CFM	1300	1202

Completed By: Ian Fuller on 12/18/2023

Abbreviation List

A = Area (ft ²)	S.F. = Service Factor
AHU = Air Handling Unit	SF = Supply Fan
A _k = Effective Area	SP = Static Pressure
BHP = Brake Horsepower (IP) HP	SR = Supply Register
Btu = British Thermal Unit	T = Temperature
Btu/h = Btuh = BTUH = BTU/Hour	T _{ma} = Mixed Air Temperature
CL = Center Distance (used in belt formula)	T _{oa} = Outside Air Temperature
CD = Ceiling Diffuser	T _{ra} = Return Air Temperature
CF = Correction Factor	H = Head (in wc, ft wc, psi)
CFM = Volumetric Flow: Cubic Feet Per Minute	h = Enthalpy
CO ₂ = Carbon Dioxide	HP = Horsepower
CO = Carbon Monoxide	hr = Hour
C _v = Flow Constant	K _v = Flow constant (SI)
d = Diameter (in.) IP	kW = Kilowatt = 1000 Watts
Δ = Difference or Change (Final - Initial)	LAT = Leaving Air Temperature
DB = Dry Bulb	lb = Pounds
EA = Exhaust Air	LWT = Leaving Water Temperature
EAT = Entering Air Temperature	ma = Mixed Air
EF = Exhaust Fan	MIN = Minimum
Eff = Efficiency	MAX = Maximum
EG = Exhaust Grille	N/A = Not Applicable
ESP = External Static Pressure	NA = No Access
EWT = Entering Water Temperature	NL = Not Listed
°F = Degrees Fahrenheit, °F	NPSHA = Net Positive Suction Head Available
FPB = Fan Powered Box	NS = Not Specified
FLA = Full Load Amps	OA = Outside Air
fpm = Feet per Minute (fpm)	OAT = Outside Air Temperature
ft = Foot	PD = Sheave Pitch Diameter
gal = Gallons	P.D. = Pressure Drop
GPM = Gallons Per Minute (GPM)	PF = Power Factor
h = Enthalpy (BTU/lb dry air)	SG = Supply Grille
P = Pressure	SR = Supply Register
ppm = parts per million	TP = Total Pressure
psi = Pounds Per Square Inch	T _{ra} = Return Air Temperature
psid = PSI Differential	TS = Tip Speed (fpm) IP, (m/s) SI
r = Radius (in)	TSP = Total Static Pressure
% _{ra} = % of Return Air	V = Velocity
RA = Return Air	VAV = Variable Air Volume
RAT = Return Air Temperature	VD = Volume Damper
RF = Return Fan	VFD = Variable Frequency Drive
RG = Return Grille	W = Watt
RH = Relative Humidity	WB = Wet Bulb
RPM = Revolutions Per Minute	wg = wc = water gauge = water column
RTU = Roof Top Unit	WHP = Water Horsepower (IP)
SA = Supply Air	ω = Humidity Ratio



National TAB

Testing, Adjusting, and Balancing Equipment



Function		Range	Minimum Accuracy	Instrument Information	Calibration Date	Date Due
AIR	AIR PRESSURE	0 in wg to 10 in wg	2% +/- 0.001 in wg	TSI EBT731 EBT732117009	9/7/2023	9/7/2024
	AIR VELOCITY INSTRUMENT	50 fpm to 3900 fpm	+/- 5 % +/- 7 fpm	TSI EBT731 EBT732117009	9/7/2023	9/7/2024
	DIRECT HOOD READING	100 cfm to 2000 cfm	+/- 5 % +/- 7 cfm	TSI EBT731 EBT732117009	9/7/2023	9/7/2024
TEMPERATURE	AIR METER	-20 F to 240 F	+/- .5 % 2 F	Cooper SRH77A S/N 100516003	9/29/2023	9/29/2024
	AIR PROBE	-20 F to 240 F	+/- .5 % 2 F	Cooper SRH77A S/N 100516003	9/29/2023	9/29/2024
	IMMERSION METER	-20 F to 240 F	+/- .5 % 2 F	Cooper SRH77A S/N 100516003	9/29/2023	9/29/2024
	IMMERSION PROBE	-20 F to 240 F	+/- .5 % 2 F	Cooper SRH77A S/N 100516003	9/29/2023	9/29/2024
	CONTACT METER	-20 F to 240 F	+/- .5 % 2 F	Cooper SRH77A S/N 100516003	9/29/2023	9/29/2024
	CONTACT PROBE	-20 F to 240 F	+/- .5 % 2 F	Cooper SRH77A S/N 100516003	9/29/2023	9/29/2024
HUMIDITY	HUMIDITY PROBE	10 % RH to 90 % RH	3% of reading	Cooper SRH77A S/N 100516003	9/29/2023	9/29/2024
ELECTRICAL	VOLTAGE MEASUREMENT	0 VAC to 600 VAC	2 % reading +/- 5 digits	Klein Tools CL800 S/N 1220C-C1	9/29/2023	9/29/2024
	AMPERAGE MEASUREMENT	0 Amperers to 100 Amperes	2 % reading +/- 5 digits	Klein Tools CL800 S/N 1220C-C1	9/29/2023	9/29/2024
ROTATION	ROTATION MEASUREMENT	60 rpm to 5000 rpm	2 % reading 2 rpm	Shimpo DT 207Lp S/N D1690029R	9/29/2023	9/29/2024



National TAB

Testing, Adjusting, and Balancing Equipment



Report of Calibration

Kansas City Calibration Lab., Inc.
8847 Long Street
Lenexa, Kansas 66215

Telephone: (913) 541-0629 Internet: www.kccl.com Email: service@kccl.com

UNIT UNDER TEST: TSI EBT731 Differential Digital Meter	TEST RESULT: PASS
SERIAL NUMBER: EBT732117009	PERFORMED ON: 9/7/2023
ASSET NUMBER: EBT732117009	DATA TYPE: FOUND-LEFT
PROCEDURE NAME: ADM-XXX / EBT-XXX-XX 2.0% Reading: 1 Yr Cert CPC	TEMPERATURE: 23.8°C
PROCEDURE REV.: 20210930C	HUMIDITY: 44 %
CALIBRATED BY: Bart Schwartz	BAROMETRIC: 28.93 inHg
P.O. NUMBER:	Recalibration Date September 07, 2024
CUSTOMER: National TAB 1126 Swift Street NKC, MO 64116	Calibration Number: 0007333
Cal Seals Intact: Yes	Previous Calibration Date: August 12, 2022

K.C. Calibration Lab., Inc. certifies that the above listed instrument meets or exceeds all specifications as stated in the referenced procedure (unless otherwise noted). This calibration is traceable to the International System of Units (SI), through National Metrology Institutes (NIST, PTB NRC NPL, etc), radiometric techniques, or natural physical constants. This calibration complies with MIL-STD-45662A and ANSI/NCSL Z540-1-1994.

This report may not be reproduced, except in full, unless permission for the publication of an approved abstract is obtained in writing from the calibration organization issuing this report.

Note: Any Test Uncertainty Ratio (TUR) that is less than four to one will appear under the "TUR" heading on the data record. If the TUR meets or exceeds four to one, the field is left blank.

REMARKS:

Asset #	Description	Cal Date	Due Date
41001AR6	Mensor CPC6050 Low & Medium Pressure Calibrator	3/15/2023	3/15/2024

Test Description	True Value	Test Result	Lower Limit	Upper Limit	Units	TUR
** Connector						
0.000 inH2O	0.000	-0.0005	-0.0100	0.0100	inH2O	Pass
5.000 inH2O	5.000	5.1000	4.9000	5.1000	inH2O	Pass
10.000 inH2O	10.000	10.0300	9.8000	10.2000	inH2O	Pass
14.900 inH2O	14.900	14.9100	14.6020	15.1980	inH2O	Pass
0.000 inH2O	0.000	-0.0003	-0.0100	0.0100	inH2O	Pass
-5.000 inH2O	-5.000	-5.0100	-5.1000	-4.9000	inH2O	Pass
-10.000 inH2O	-10.000	-10.0200	-10.2000	-9.8000	inH2O	Pass
-14.900 inH2O	-14.900	-14.9600	-15.1980	-14.6020	inH2O	Pass

Report of Calibration for SERIAL NUMBER: EBT732117009 ASSET NUMBER: EBT732117009
Printed On: Thursday, September 7, 2023 Page 1 of 2
Test Results indicate the following: Found-Left: Unit was left as found. As-Left: Unit was left after adjustments.

Test Description	True Value	Test Result	Lower Limit	Upper Limit	Units	TUR
** Connector						
0.000 inH2O	0.000	-0.0001	-0.0100	0.0100	inH2O	Pass
5.000 inH2O	5.000	4.9800	4.9000	5.1000	inH2O	Pass
10.000 inH2O	10.000	10.0300	9.8000	10.2000	inH2O	Pass
14.900 inH2O	14.900	14.9100	14.6020	15.1980	inH2O	Pass
0.000 inH2O	0.000	0.0001	-0.0100	0.0100	inH2O	Pass
-5.000 inH2O	-5.000	-5.0100	-5.1000	-4.9000	inH2O	Pass
-10.000 inH2O	-10.000	-10.0300	-10.2000	-9.8000	inH2O	Pass
-14.900 inH2O	-14.900	-14.9200	-15.1980	-14.6020	inH2O	Pass

*****END OF CALIBRATION*****

K.C. Calibration Labs Seal

Signature: *Bart Schwartz*
Bart A. Schwartz, Engineer in Charge

Report of Calibration for SERIAL NUMBER: EBT732117009 ASSET NUMBER: EBT732117009
Printed On: Thursday, September 7, 2023 Page 2 of 2
Test Results indicate the following: Found-Left: Unit was left as found. As-Left: Unit was left after adjustments.

Report of Calibration

Kansas City Calibration Lab., Inc.
8847 Long Street
Lenexa, Kansas 66215

Telephone: (913) 541-0629 Internet: www.kccl.com Email: service@kccl.com

UNIT UNDER TEST: Shimpo DT-2077p Tachometer	TEST RESULT: PASS
SERIAL NUMBER: D1690029R	PERFORMED ON: 9/29/2023
ASSET NUMBER: D1690029R	DATA TYPE: FOUND-LEFT
PROCEDURE NAME: Shimpo DT-20xx: 1 Year Certification	TEMPERATURE: 24.9°C
PROCEDURE REV.: 20210818C	HUMIDITY: 47 %
CALIBRATED BY: Bart Schwartz	
P.O. NUMBER:	Recalibration Date September 29, 2024
CUSTOMER: National TAB 1126 Swift Street NKC, MO 64116	Calibration Number: 00077544
Cal Seals Intact: Yes	Previous Calibration Date: August 11, 2022

K.C. Calibration Lab., Inc. certifies that the above listed instrument meets or exceeds all specifications as stated in the referenced procedure (unless otherwise noted). This calibration is traceable to the International System of Units (SI), through National Metrology Institutes (NIST, PTB NRC NPL, etc), radiometric techniques, or natural physical constants. This calibration complies with MIL-STD-45662A and ANSI/NCSL Z540-1-1994.

This report may not be reproduced, except in full, unless permission for the publication of an approved abstract is obtained in writing from the calibration organization issuing this report.

Note: Any Test Uncertainty Ratio (TUR) that is less than four to one will appear under the "TUR" heading on the data record. If the TUR meets or exceeds four to one, the field is left blank.

REMARKS:

Asset #	Description	Cal Date	Due Date
MY5900813	Keysight Technologies 33511B Function/Arb Waveform Generator	12/1/2022	12/1/2023

Test Description	True Value	Test Result	Lower Limit	Upper Limit	Units	TUR
RPM						
10.00 RPM	10.0	10	9	11	RPM	Pass
100.00 RPM	100.0	100	99	101	RPM	Pass
1000.0 RPM	1000.0	1000	999	1001	RPM	Pass
10,000.0 RPM	10000.0	10000	9998	10002	RPM	Pass
99,900.0 RPM	99900.0	99902	99893	99907	RPM	Pass

Report of Calibration for SERIAL NUMBER: D1690029R ASSET NUMBER: D1690029R
Printed On: Friday, September 29, 2023 Page 1 of 2
Test Results indicate the following: Found-Left: Unit was left as found. As-Left: Unit was left after adjustments.

Report of Calibration

Kansas City Calibration Lab., Inc.
8847 Long Street
Lenexa, Kansas 66215

Telephone: (913) 541-0629 Internet: www.kccl.com Email: service@kccl.com

UNIT UNDER TEST: Cooper Instrument SRH77A Digital Thermometer	TEST RESULT: PASS
SERIAL NUMBER: 100516003	PERFORMED ON: 9/29/2023
ASSET NUMBER: 100516003	DATA TYPE: FOUND-LEFT
PROCEDURE NAME: Met Temp NIST(SI) 1 Year	TEMPERATURE: 24.1°C
PROCEDURE REV.:	HUMIDITY: 46 %
CALIBRATED BY: Bart Schwartz	
P.O. NUMBER:	Recalibration Date September 29, 2024
CUSTOMER: National TAB 1126 Swift Street NKC, MO 64116	Calibration Number: 00077543
Cal Seals Intact: Yes	Previous Calibration Date: August 12, 2022

K.C. Calibration Lab., Inc. certifies that the above listed instrument meets or exceeds all specifications as stated in the referenced procedure (unless otherwise noted). This calibration is traceable to the International System of Units (SI), through National Metrology Institutes (NIST, PTB NRC NPL, etc), radiometric techniques, or natural physical constants. This calibration complies with MIL-STD-45662A and ANSI/NCSL Z540-1-1994.

This report may not be reproduced, except in full, unless permission for the publication of an approved abstract is obtained in writing from the calibration organization issuing this report.

Note: Any Test Uncertainty Ratio (TUR) that is less than four to one will appear under the "TUR" heading on the data record. If the TUR meets or exceeds four to one, the field is left blank.

REMARKS:

Asset #	Description	Cal Date	Due Date
2659119	Hart Scientific 1523 Single Chan Reference Thermometer	1/9/2023	1/9/2024
905040	Burns Engineering 5615 Platinum Resistance Thermometer	2/8/2023	2/8/2024
DWS18	Fluke 518 Dry-Block Calibrator	8/28/2023	8/28/2024
MB7103	Hart Scientific 7103 Micro Bath Calibrator	12/8/2022	12/8/2023

Test Description	True Value	Test Result	Lower Limit	Upper Limit	Units	TUR
1075 General Purpose Puncture Probe						
Accuracy ±1.3 deg F / ±0.2 deg C or ±0.5% or reading:						
-10.00	F	-10.08	-8.70	1.38		
32.00	F	32.34	32.70	0.36		
122.00	F	122.71	121.80	-0.91		
212.00	F	211.90	211.10	-0.80		
280.00	F	279.96	280.70	0.74		
4011 Pipe Strip Probe						
Accuracy ±2% Range -25° to 212°F / -32° to 100°C						
0.00	F	0.27	2.10	1.83		
75.00	F	75.25	75.10	-0.15		
150.00	F	150.31	150.00	-0.31		

Report of Calibration for SERIAL NUMBER: 100516003 ASSET NUMBER: 100516003
Printed On: Friday, September 29, 2023 Page 1 of 2
Test Results indicate the following: Found-Left: Unit was left as found. As-Left: Unit was left after adjustments.





National TAB

Testing, Adjusting, and Balancing Equipment



Test Description	True Value	Test Result	Lower Limit	Upper Limit	Units	TUR
5028 Slim Humidity Probe						
Accuracy ±2% from 20 to 80%RH, ±3% below 20 and ±						
10.0 %RH @ 23.0°C	%RH	10.0	16	6.0		
25.0 %RH @ 23.0°C	%RH	25.0	30	5.0		
50.0 %RH @ 23.0°C	%RH	50.0	53	3.0		
75.0 %RH @ 23.0°C	%RH	75.0	77	2.0		
23.0°C @ 10.0 %RH	C	23.0	23.2	0.2		
23.0°C @ 25.0 %RH	C	23.0	23.2	0.2		
23.0°C @ 50.0 %RH	C	23.0	23.2	0.2		
23.0°C @ 75.0 %RH	C	23.0	23.1	0.1		

*****END OF CALIBRATION*****

Signed: *Bart A. Schwartz*
Bart A. Schwartz, Engineer in Charge

Report of Calibration for SERIAL NUMBER: 100516003 ASSET NUMBER: 100516003 Page 2 of 2

Printed On: Friday, September 29, 2023
Test Results indicate the following: Found-Left: Unit was left as found. As-Left: Unit was left after adjustments.

Report of Calibration

Kansas City Calibration Lab., Inc.
8847 Long Street
Lenexa, Kansas 66215

Telephone: (913) 541-0629 Internet: www.kccl.com Email: service@kccl.com

UNIT UNDER TEST:	Klein Tools CL800 True RMS Digital Clampmeter	TEST RESULT:	PASS
SERIAL NUMBER:	1220C-C1	PERFORMED ON:	9/29/2023
ASSET NUMBER:	1220C-C1	DATA TYPE:	FOUND-LEFT
PROCEDURE NAME:	Klein Tools CL800 : (1 year) CAL VER / 5520	TEMPERATURE:	24.9°C
PROCEDURE REV.:	20230928	HUMIDITY:	46%
CALIBRATED BY:	Bart Schwartz		
P.O. NUMBER:		Recalibration Date	September 29, 2024
CUSTOMER:	National TAB 1126 Swift Street NKC, MO 64116	Calibration Number:	0007542
		Previous Calibration Date:	

Cal Seals Intact: Unknown

K.C. Calibration Lab., Inc. certifies that the above listed instrument meets or exceeds all specifications as stated in the referenced procedure (unless otherwise noted). This calibration is traceable to the International System of Units (SI), through National Metrology Institutes (NIST, PTB, NRC, NPL, etc), radiometric techniques, or natural physical constants. This calibration complies with MIL-STD-45662A and ANSI/NCISL Z540-1-1994.

This report may not be reproduced, except in full, unless permission for the publication of an approved abstract is obtained in writing from the calibration organization issuing this report.

Note: Any Test Uncertainty Ratio (TUR) that is less than four to one will appear under the "TUR" heading on the data record. If the TUR meets or exceeds four to one, the field is left blank.

REMARKS:

Asset #	Description	Cal Date	Due Date
3277903	Fluke 5522A Multi-Product Calibrator	11/30/2022	11/30/2023

Test Description	True Value	Test Result	Lower Limit	Upper Limit	Units	TUR
Root Difference Square guardbanding method used						
AC VOLTS TESTS						
6 V Range						
5.900 V @ 60 Hz	5.9000	5.897	5.807	5.994	V	Pass
60 V Range						
59.00 V @ 60 Hz	59.0000	58.97	58.24	59.76	V	Pass
600 V Range						
590.0 V @ 60 Hz	590.000	589.7	582.4	597.6	V	Pass
1000 V Range						
990.0 V @ 60 Hz	990.000	991.0	970.1	1009.9	V	Pass
DC VOLTS TESTS						
600 mV Range						
600.0 mV	600.000	599.8	593.2	606.8	m V	Pass

Report of Calibration for SERIAL NUMBER: 1220C-C1 ASSET NUMBER: 1220C-C1 Page 1 of 3

Printed On: Friday, September 29, 2023
Test Results indicate the following: Found-Left: Unit was left as found. As-Left: Unit was left after adjustments.

Test Description	True Value	Test Result	Lower Limit	Upper Limit	Units	TUR
-600.0 mV	-600.00	-599.9	-606.8	-593.2	m V	Pass
6 V Range						
6.000 V	6.0000	5.997	5.937	6.063	V	Pass
-6.000 V	-6.0000	-5.995	-6.063	-5.937	V	Pass
60 V Range						
60.00 V	60.0000	59.96	59.37	60.63	V	Pass
600 V Range						
600.0 V	600.0000	599.6	593.7	606.3	V	Pass
1000 V Range						
1000.0 V	1000.0000	1001	985	1015	V	Pass
-1000.0 V	-1000.0000	-1001	-1015	-985	V	Pass
CONTINUITY TESTS						
Audible Indicator ON @ 10 ohms						
Audible Indicator OFF @ 51 ohms						
RESISTANCE TESTS						
600 Ohm Range						
600.0 Ohm	600.000	601.2	590.5	609.5	Ω	Pass
6 kOhm Range						
6.000 kOhm	6.00000	6.000	5.905	6.095	k Ω	Pass
60 kOhm Range						
60.00 kOhm	60.0000	59.99	59.05	60.95	k Ω	Pass
600 kOhm Range						
600.0 kOhm	600.0000	599.9	590.5	609.5	k Ω	Pass
6 MOhm Range						
6.000 MOhm	6.00000	5.993	5.905	6.095	M Ω	Pass
60 MOhm Range						
60.00 MOhm	60.00000	59.47	58.70	61.30	M Ω	Pass
DIODE CHECK TESTS						
Diode Voltage						
FREQUENCY TESTS						
9.00 Hz @ 8 V						
9.00 Hz @ 8 V	9.00000	8.999	8.905	9.095	Hz	Pass
90.00 Hz @ 8 V						
90.00 Hz @ 8 V	90.00000	90.000	89.05	90.95	Hz	Pass
900.0 Hz @ 8 V						
900.0 Hz @ 8 V	900.00000	900.000	890.5	909.5	Hz	Pass
9.000 kHz @ 8 V						
9.000 kHz @ 8 V	9.0000000	9.000	8.905	9.095	k Hz	Pass
90.00 kHz @ 8 V						
90.00 kHz @ 8 V	90.0000000	90.000	89.05	90.95	k Hz	Pass
100.0 kHz @ 8 V						
100.0 kHz @ 8 V	100.0000000	100.000	98.5	101.5	k Hz	Pass
DUTY CYCLE						
50.0 % @ 1 kHz						
50.0 % @ 1 kHz	50.0000000	50.3	49.3	50.8	%	Pass
CAPACITANCE TESTS						
60 nF Range						
59.00 nF	59.00000	59.96	55.70	62.30	n F	Pass
600 nF Range						
590.0 nF	590.00000	597.1	571.8	608.2	n F	Pass
6 uF Range						
5.900 uF	5.9000000	5.854	5.718	6.082	u F	Pass
60 uF Range						
59.00 uF	59.0000000	58.87	57.18	60.82	u F	Pass

Report of Calibration for SERIAL NUMBER: 1220C-C1 ASSET NUMBER: 1220C-C1 Page 2 of 3

Printed On: Friday, September 29, 2023
Test Results indicate the following: Found-Left: Unit was left as found. As-Left: Unit was left after adjustments.

Test Description	True Value	Test Result	Lower Limit	Upper Limit	Units	TUR
6000 uF Range						
5900 uF	5900.000	590.6	560.0	620.0	u F	Pass
TEMPERATURE F TESTS						
5900.0 uF						
5900.0 uF	5900.000	5957	5600	6200	u F	Pass
-14 °F						
-14 °F	-14.0	-10	-23	-5	°F	Pass
100 °F						
100 °F	100.0	102	94	106	°F	Pass
500 °F						
500 °F	500.0	502	490	510	°F	Pass
900 °F						
900 °F	900.0	902	873	927	°F	Pass
TEMPERATURE C TESTS						
-25 °C						
-25 °C	-25.0	-23	-31	-20	°C	Pass
100 °C						
100 °C	100.0	102	96	104	°C	Pass
350 °C						
350 °C	350.0	351	344	357	°C	Pass
500 °C						
500 °C	500.0	501	485	515	°C	Pass
AC CURRENT TESTS						
60 A Range						
50.00 A @ 60 Hz	50.00000	49.60	48.92	51.08	A	Pass
50.00 A @ 400 Hz	50.00000	50.00	48.92	51.08	A	Pass
400 A Range						
500.0 A @ 60 Hz	500.00000	494.2	489.5	510.5	A	Pass
500.0 A @ 100 Hz	500.00000	494.4	489.5	510.5	A	Pass
60 A Range						
50.00 A	50.00000	49.20	48.92	51.08	A	Pass
600 A Range						
300.0 A	300.00000	296.5	293.5	306.5	A	Pass
590.0 A	590.00000	582.7	577.7	602.3	A	Pass

*****END OF CALIBRATION*****

Signed: *Bart A. Schwartz*
Bart A. Schwartz, Engineer in Charge

Report of Calibration for SERIAL NUMBER: 1220C-C1 ASSET NUMBER: 1220C-C1 Page 3 of 3

Printed On: Friday, September 29, 2023
Test Results indicate the following: Found-Left: Unit was left as found. As-Left: Unit was left after adjustments.



