

Report By:

National TAB
1329 E. KEMPER ROAD
SUITE 4210
CINCINNATI, OH 45246



Report: TAB Report
Function: Test, Adjust, & Balance
Date: 02/05/2025
Completed By: National TAB

PROJECT

02-03-25 CHIPOTLE #5144 GRANVILLE, OH

520 S MAIN ST

GRANVILLE, OH 43023

Client

Chipotle Mexican Grill
610 Newport Center Drive, Suite 1100
Newport Beach, CA 92660

National TAB

Project: 02-03-25 CHIPOTLE #5144 GRANVILLE, OH

Table Of Contents

Section	Page #
Summary	3
Remarks	4
Balance Schedule	8
Checklists	9
AHU/RTU	18
FAN - Exhaust	23
FAN - Supply	26
Kitchen Hood Type I	27
GRD Layout	29

Project Summary

The summary below provides a quick understanding of our scope of work and general testing procedures. Enclosed in the report is further detail about your building performance including recommendations, asset data, and pictures. Our focus is to work with the trades to remedy any issues or deficiencies during the actual field balancing and not after the balancing has occurred to achieve a positive environment and outcome. The level of success is determined by the availability of the trades, possible parts needed, or time constraints.

RTU's (Roof Top Units) w/ Diffusers

Each of the RTU's were measured at their terminal devices or via traverse to establish a total flow for that unit. Each RTU was adjusted to within tolerance of the engineer's design flow. Each outlet was then adjusted to within tolerance of the design flow. Outside air was measured by reading the intake air opening with a velocity grid and multiplying by the free area. The outside air damper was adjusted until the airflow was within the design requirements. Any equipment that fell outside of that tolerance is noted throughout the report.

Kitchen Exhaust Hood & Associated Fans

Each kitchen exhaust fan was measured at the hood filter bay utilizing a velocity matrix and a manufacturer's correction factor. Each filter velocity is multiplied by the manufacturer's corrected area. The sum of these readings equals the total flow of the exhaust fans. The total flow of the exhaust was then adjusted to within tolerance of the design flow. . Any EF's that fell outside of this tolerance is noted throughout the report.

MUA (Make Up Air Unit) w/ PSP

Total flow for the MAU (Make-up Air Unit) unit was measured by readings taken at the discharge of the hood's perforated supply plenum. Readings taken with a velocity matrix were averaged and multiplied by a manufacturer's corrected area. Adjustments to the fan speed were made in order to bring the unit to within design tolerance. Any MUA's that fell outside of this tolerance is noted throughout the report.

General Exhaust Fans w/ Grilles

The general exhaust fans were measured by reading each air device with a flow hood. The total airflow for each fan is equivalent to the sum of these readings. Fan speed was then adjusted so that the airflow was within tolerance of design. Each terminal device was balanced to within tolerance of the design volume using the installed volume dampers. Any equipment that fell outside of this tolerance is noted throughout the report.

Final Building Tests

After completing the test and balance the final building pressure was measured. It was confirmed that the building pressure fell within acceptable tolerances of $-0.02''$ wc to $+0.02''$ wc and that the pressure measurement coincides with the actual and design net airflow. Any deviations from these standards are noted throughout the report.

The hood capture was tested at the perimeter of the hood and the cook top level with the equipment heat on to ensure satisfactory hood capture and containment.

Issue List

- 1. RTU-1 OA, Unit Pressures, Economizer, and Building pressure.
- Hood panel has an alarm for low battery power.
- KEF drain spout damaged.



02-03-25 CHIPOTLE #5144 GRANVILLE, OH

Project Issue Information

Issue Name : 1. RTU-1 OA, Unit Pressures, Economizer, and Building pressure.
Description : On arrival Economizer appeared to be functioning normally. At end of TAB when setting OA economizer would not open. Mixed air temp sensor was showing 100+F and may be part of/or the cause of the issue. The unit did temporarily open OA and TAB tech was able to set OA. OA did not remain open for long enough to get unit pressures and building SP.

Created By : National TAB **Assigned To :** National TAB - Dan Hertenstein

Status : Open

Priority : Urgent **Asset Tag :** RTU1

Originated Date : 02/05/2025 - Cody Collett - National TAB

Project Issue Response Details

- **02/07/2025 National TAB - Stephen Tassinaro**
 - Due to economizer issues with RTU-1 building pressure was measured with RTU-1 OA closed. Building pressure will increase when the economizer issue is fixed.



02-03-25 CHIPOTLE #5144 GRANVILLE, OH

Project Issue Information

Issue Name : Hood panel has an alarm for low battery power.
Description : Hood panel has an alarm for low battery power.
Created By : National TAB **Assigned To :** National TAB - Dan Hertenstein
Status : Open
Priority : [Medium](#) **Asset Tag :** HD1
Originated Date : 02/04/2025 - Cody Collett - National TAB



02-03-25 CHIPOTLE #5144 GRANVILLE, OH

Project Issue Information

Issue Name : KEF drain spout damaged.
Description : KEF drain spout is damaged and at an upward angle preventing proper drainage.
Created By : National TAB **Assigned To :** National TAB - Dan Hertenstein
Status : Open
Priority : Medium **Asset Tag :** EF1
Originated Date : 02/04/2025 - Cody Collett - National TAB

Project Issue File Details



02/05/2025

AIR BALANCE SCHEDULE

UNIT	AREA SERVED	HVAC SUPPLY		HVAC RETURN		HVAC OUTDOOR		OA %		HOOD MAKE-UP		HOOD EXHAUST		GENERAL EXH.	
		DESIGN	ACTUAL	DESIGN	ACTUAL	DESIGN	ACTUAL	DESIGN	ACTUAL	DESIGN	ACTUAL	DESIGN	ACTUAL	DESIGN	ACTUAL
RTU-1	KITCHEN	3500	3409	3000	3409	500	0	14.3%	0.0%						
RTU-2	DINNING	4000	4168	3000	3126	1000	1042	25.0%	25.0%						
MUA-1	KITCHEN									1300	1303				
EF-1	KITCHENHOOD											2550	2522		
EF-2	RESTROOM													150	144
TOTALS		7500	7577	6000	6535	1500	1042			1300	1303	2550	2522	150	144

NET BUILDING AIRFLOW CALCULATION

TOTALS	DESIGN	ACTUAL
TOTAL OA	2800	2345
TOTAL EXHAUST	2700	2666
NET AIRFLOW	100	-321

DOOR TESTED	BUILDING PRESSURE MEASUREMENTS (IN. H2O)
FRONT	-0.019
SIDE	-0.005
REAR	-0.009
AVERAGE	-0.011

FINAL CHECKS

- ACTUAL NET AIRFLOW COINCIDES WITH DESIGN: ✗

- MEASURED PRESSURES COINCIDES WITH ACTUAL NET AIRFLOW: ✓

- PRESSURE FALLS WITHIN IMC TOLERANCE OF +/-0.02" W.C. ✓

NOTES:

RTU-1 Economizer does not function correctly at this time. Further detailed information in issues.

CheckList List

- 01: RTU's/AHU's
- 02: EF's
- 03: MUA
- 04: HOODS
- 05: FINAL CHECKS



02-03-25 CHIPOTLE #5144 GRANVILLE, OH

CheckList Information

Name : 01: RTU's/AHU's **Status :** Not Completed

Assigned Organization : National TAB **Asset :**

Requesting Organization : National TAB

Created Date : 02/05/2025 - Stephen Tassinaro - National TAB

CheckList Item Details

RTU's/AHU's

Thermostats installed and have power? Yes

Comment:

All diffusers and grilles are installed and match design? Yes

Comment:

Deflector plates are removed from 1x1 diffusers on the serve line (double check that this is specified on the diffuser schedule first) Yes

Comment:

Economizer blank plate is installed below the outside air intake (Trane only) (N/A = not applicable) N/A

Comment:

Economizers are assembled and functional? Yes

Comment:

With exception of RTU-1 detailed in issues.

DCV Max damper opening position is set to minimum? Yes

Comment:

Free cooling enthalpy set point set for lowest setting (Typically "D") Yes

Comment:

ES5

Motors are all operating below the FLA rating?

Yes

Comment:

Are belts tight?

N/A

Comment:

If direct drive unit is the speed controller working?

Yes

Comment:

Is gas piping installed and valves turned on?

Yes

Comment:

Unit free of noticeable noise and vibration

Yes

Comment:

Final outside air damper position is marked with permanent marker?

No

Comment:



02-03-25 CHIPOTLE #5144 GRANVILLE, OH

CheckList Information

Name : 02: EF's **Status :** Not Completed
Assigned Organization : National TAB **Asset :**
Requesting Organization : National TAB
Created Date : 02/05/2025 - Stephen Tassinaro - National TAB

CheckList Item Details

EF's

Rotation is correct? Yes

Comment:

Belts are tight? N/A

Comment:

Viroguard installed on hood fan(s)? Yes

Comment:

Hinge kit installed installed on hood fan? Yes

Comment:

Lean fan back. Is grease duct installation adequate and is duct ran all the way to the base of the fan? Yes

Comment:

Flex conduit is long enough so that fan can be completely tilted back? Yes

Comment:

There is no major leakage around base of fan? Yes

Comment:

Is the motor operating below the motor FLA rating?

Yes

Comment:

For restroom fan(s) is the back draft damper installed and can it fully open?

No

Comment:

Unit free of noticeable noise and vibration?

Yes

Comment:



02-03-25 CHIPOTLE #5144 GRANVILLE, OH

CheckList Information

Name : 03: MUA **Status :** Not Completed
Assigned Organization : National TAB **Asset :**
Requesting Organization : National TAB
Created Date : 02/05/2025 - Stephen Tassinaro - National TAB

CheckList Item Details

MUA

Rotation is correct?	Yes
-----------------------------	-----

Comment:

Gas piping is installed and valves are in on position?	Yes
---	-----

Comment:

Internal motorized damper is fully opening?	Yes
--	-----

Comment:

Motor is operating below the FLA rating?	Yes
---	-----

Comment:

Unit free of noticeable noise and vibration?	Yes
---	-----

Comment:



02-03-25 CHIPOTLE #5144 GRANVILLE, OH

CheckList Information

Name : 04: HOODS **Status :** Not Completed

Assigned Organization : National TAB **Asset :**

Requesting Organization : National TAB

Created Date : 02/05/2025 - Stephen Tassinaro - National TAB

CheckList Item Details

HOODS

All hood filters installed and accounted for?	Yes
--	-----

Comment:

Hoods are wired and have power?	Yes
--	-----

Comment:

Hood is free of alarms?	No
--------------------------------	----

Comment:

CORE Alarm. Low battery voltage alarm.

Hood is free of damage?	Yes
--------------------------------	-----

Comment:

Quarter or full vertical end panels are installed if specified?	Yes
--	-----

Comment:



02-03-25 CHIPOTLE #5144 GRANVILLE, OH

CheckList Information

Name : 05: FINAL CHECKS **Status :** Not Completed

Assigned Organization : National TAB **Asset :**

Requesting Organization : National TAB

Created Date : 02/05/2025 - Stephen Tassinaro - National TAB

CheckList Item Details

FINAL CHECKS

Is space free of drafting?	Yes
-----------------------------------	-----

Comment:

Is space comfortable in all areas?	Yes
---	-----

Comment:

Is the space free of ventilation noise?	Yes
--	-----

Comment:

List kitchen equipment turned on for testing	No
---	----

Comment:

List smoke candle type used

Comment:

45 second smoke candle

HOOD CAPTURE TEST

Smoke test capture % - Perimeter of hood

Comment:

100%

Smoke test capture % - Top of cooking surface

Comment:

100%

WITNESS

Date test was completed

02/04/2025

Comment:

TAB tech name / Firm

Comment:

Cody Collett NTI

Site super name / Firm

Comment:

Owner representative name / Firm (if Applicable)

Comment:

BUILDING PRESSURE

Do actual net building airflow, design net building airflow, and pressure coincide? If not why? (All three should either be positive or negative)

Fail

Comment:

Due to RTU-1 economizer issue building pressure and total airflow do not match design; detailed further in issues.

National TAB

Project: 02-03-25 CHIPOTLE #5144 GRANVILLE, OH

System/Unit: AHU/RTU



Asset: RTU1

AREA:KITCHEN

Unit Data		
	Design	Actual
MFG	YORK	CARRIER
Serial Num	-	0424P63073
Model Num	ZJ120	48FCFN12D3M5A6W4F0
Type	RTU	RTU
Configuration	VERTICAL	VERTICAL
Num OA Filters 1	-	1
OA Filter Size 1	-	36x20"
Num Final Filter 1	-	4
Final Filter Size 1	-	20"x20"

Motor Data		
	Design	Actual
Motor MFG	-	NL
Frame	-	NL
Horsepower	-	NL
Motor Rpm	-	NL
Phase	3	3
Rated Voltage	208	208/230
Rated Amperage	-	12.6

Test Data		
	Design	Actual
SF CFM	3500	3409
RA CFM	3000	2921
OA CFM	500	488
RL Voltage	-	215/213/216
RL Amperage	-	6.56A AVG
SF Rotation	-	CCW
SF System SetPt	-	SPEED C / 8.5 VDC
RA Damper Position	-	7.30V
Min OA Damper Position	-	2.70V
Min OA Damper Type	-	ECONOMIZER
OA Enthalpy Setpt	-	ES5

Performance Data		
	Design	Actual
MA Plenum SP	-	-1.30"
Fan Suction SP	-	-1.68"
Fan Discharge SP	-	0.55"
Total ESP	0.8"	1.85"
Fan Total SP	-	2.23

General	
	Actual
Fan Rotation Correct	YES
Unit Filters Clean	YES
Condensate Drain Installed	NO

Completed By: Cody Collett on 02/04/2025

Notes:
 [1] Static pressures taken with OA closed as OA damper was not staying reliably open.

[2] Unit schedule calls for 3500CFM. Diffuser total 3400CFM. All diffusers and unit total within design as-is.

Written By: Will Turnbough on 02/06/2025

Unit Data - PHOTO LOG



02/05/2025



02/05/2025



02/05/2025

National TAB

Project:02-03-25 CHIPOTLE #5144 GRANVILLE, OH

AHU/RTU



Diffuser Supply (GRD)

RTU1/KITCHEN

Asset									
Asset Name	Location	Type	Size	DESIGN CFM	AK	CFM(1)	CFM(2)	FINAL CFM	% to design
RTU1-SGRD1	SIDE KITCHEN	CD1	12"	350	1	98	527	381	108.9
RTU1-SGRD2	SIDE KITCHEN	CD1	12"	400	1	671	381	381	95.3
RTU1-SGRD3	OFFICE	CD1	8"	150	1	93	74	158	105.3
RTU1-SGRD4	DRIVE THROUGH	CD1	12"	400	1	599	437	412	103.0
RTU1-SGRD5	DRIVE THROUGH	CD1	12"	400	1	631	502	405	101.3
RTU1-SGRD6	KITCHEN	CD1	12"	250	1	187	156	229	91.6
RTU1-SGRD7	KITCHEN	CD3	8"	250	1	55	123	227	90.8
RTU1-SGRD8	KITCHEN	CD3	8"	250	1	276	215	239	95.6
RTU1-SGRD9	KITCKEN	CD3	8"	250	1	287	244	229	91.6
RTU1-SGRD10	KITCHEN	ACPSP	165"X6"	700	5.3625	943	793	740	105.7
Total				3400		3840	3452	3401	100.03%

Completed By: Cody Collett on 02/04/2025

National TAB

Project: 02-03-25 CHIPOTLE #5144 GRANVILLE, OH

System/Unit: AHU/RTU



Asset: RTU2

AREA:DINNING

Unit Data		
	Design	Actual
MFG	YORK	CARRIER
Serial Num	-	0424P62917
Model Num	ZJ120	48FCFN12D3M5A6W4F0
Type	RTU	RTU
Configuration	VERTICAL	VERTICAL
Num OA Filters 1	-	1
OA Filter Size 1	-	36X20
Num Final Filter 1	-	4
Final Filter Size 1	-	20X20

Motor Data		
	Design	Actual
Motor MFG	-	NL
Frame	-	NL
Horsepower	-	NL
Motor Rpm	-	NL
Phase	3	3
Rated Voltage	208	208/230
Rated Amperage	-	12.6

Test Data		
	Design	Actual
SF CFM	4000	4168
RA CFM	3000	3126
OA CFM	1000	1042
RL Voltage	-	214/216/216
RL Amperage	-	7.4A AVG
SF Rotation	-	CCW
SF System SetPt	-	SPEED C / 8.66 VDC
RA Damper Position	-	5.60V
Min OA Damper Position	-	4.40V
Min OA Damper Type	-	ECONOMIZER
OA Enthalpy Setpt	-	ES5

Performance Data		
	Design	Actual
MA Plenum SP	-	-0.97"
Fan Suction SP	-	-1.47"
Fan Discharge SP	-	0.62"
Total ESP	0.8"	1.59
Fan Total SP	-	2.09

General	
	Actual
Fan Rotation Correct	YES
Unit Filters Clean	YES
Condensate Drain Installed	NO

Completed By: Cody Collett on 02/04/2025

Unit Data - PHOTO LOG



02/05/2025



02/05/2025



02/05/2025

National TAB

Project:02-03-25 CHIPOTLE #5144 GRANVILLE, OH

AHU/RTU



Diffuser Supply (GRD)

RTU2/DINNING

Asset									
Asset Name	Location	Type	Size	DESIGN CFM	AK	CFM(1)	CFM(2)	FINAL CFM	% to design
RTU2-SGRD1	DINNING	SR1	14"	450	0.993	504	489	489	108.7
RTU2-SGRD2	DINNING	SR1	14"	500	0.993	549	549	549	109.8
RTU2-SGRD3	DINNING	SR1	14"	600	0.993	561	598	598	99.7
RTU2-SGRD4	DINNING	SR1	14"	700	0.993	649	689	689	98.4
RTU2-SGRD5	DINNING	SR1	14"	600	0.993	520	618	618	103.0
RTU2-SGRD6	DINNING	SR1	14"	500	0.993	532	532	532	106.4
RTU2-SGRD7	DINNING	SR1	12"	300	0.993	409	325	325	108.3
RTU2-SGRD8	DINNING	SR1	12"	300	0.993	396	320	320	106.7
RTU2-SGRD9	DINNING	CD4	6"	50	1	47	51	48	96.0
Total				4000		4167	4171	4168	104.2%

Completed By: Cody Collett on 02/04/2025

National TAB

Project: 02-03-25 CHIPOTLE #5144 GRANVILLE, OH

System/Unit: FAN - Exhaust



Asset: EF1

AREA: KITCHEN

Unit Data		
	Design	Actual
MFG	CAPTIVIE-AIRE	CAPTIVIE-AIRE
Model Num	DU180HFA	DU180HFA
Serial Num	-	7002844
Type	UPBLAST	UPBLAST
Configuration	VERTICAL	VERTICAL

Motor Data		
	Design	Actual
Motor MFG	-	WEG
Frame	-	182/4T
Horsepower	2	2.0
Motor Rpm	1221	1170
Phase	3	3
Voltage (rated)	208	230/460
Amperage (rated)	-	6.44/3.22
Service Factor	-	1.25

Test Data		
	Design	Actual
CFM	2550	2522
Fan RPM	-	1002
Fan Rotation	-	CCW
Motor RPM	-	1002
System SetPt	-	51.4HZ
RL Voltage	208	114
RL Amperage	-	4.75
Total ESP	1.450"	0.717"
Fan Inlet SP	-	-0.717
Fan Discharge SP	-	ATM

Completed By: Cody Collett on 02/04/2025


Unit Data - PHOTO LOG



02/05/2025



02/05/2025



02/05/2025

National TAB

Project: 02-03-25 CHIPOTLE #5144 GRANVILLE, OH

System/Unit: FAN - Exhaust



Asset: EF2

AREA:RESTROOM


Unit Data		
	Design	Actual
MFG	CAPTIVE-AIRE	CAPTIVE-AIRE
Model Num	DR12HFA	DR12HFA
Serial Num	-	7002844
Type	DOWNBLAST	DOWNBLAST
Configuration	VERTICAL	VERTICAL

Motor Data		
	Design	Actual
Motor MFG	-	TELCO GREEN
Frame	-	NL
Horsepower	0.250	0.25
Motor Rpm	1282	1800
Phase	1	1
Voltage (rated)	115	115
Amperage (rated)	-	2.9
Service Factor	-	NL

Test Data		
	Design	Actual
CFM	150	144
Fan RPM	1304	614
Fan Rotation	-	CCW
Motor RPM	-	614
System SetPt	-	35%
RL Voltage	115	124
RL Amperage	-	0.21
Total ESP	0.600"	0.07"
Fan Inlet SP	-	-0.07"
Fan Discharge SP	-	ATM

Completed By: Cody Collett on 02/04/2025

Unit Data - PHOTO LOG



02/05/2025



02/05/2025

National TAB

Project:02-03-25 CHIPOTLE #5144 GRANVILLE, OH

FAN - Exhaust



Diffuser Ret/Exh (GRD)

EF2/RESTROOM

Asset									
Asset Name	Location	Type	Size	DESIGN CFM	AK	CFM(1)	CFM(2)	FINAL CFM	% to design
EF2-EGRD1	RESTROOM	ER1	6/6	75	1	124	99	75	100.0
EF2-EGRD2	RESTROOM	ER1	6/6	75	1	113	85	69	92.0
Total				150		237	184	144	96%

Completed By: Cody Collett on 02/04/2025

National TAB

Project: 02-03-25 CHIPOTLE #5144 GRANVILLE, OH

System/Unit: FAN - Supply



Asset: SF1

AREA: KITCHEN

Unit Data		
	Design	Actual
MFG	CAPTIVE-AIRE	CAPTIVE-AIRE
Model Num	A1-D.250-15D	A1-D.250-15D
Serial Num	-	7002744
Type	MUA	MUA
Configuration	VERTICAL	VERTICAL

Motor Data		
	Design	Actual
Motor MFG	-	TECO WESTINGHOUSE
Frame	-	143T
Horsepower	1	1
Motor Rpm	-	1740
Phase	3	3
Voltage (rated)	208	230/460
Amperage (rated)	-	2.90/1.45
Service Factor	-	1.15

Gas Heat		
	Design	Actual
Heater Operates (y/n)	-	YES
Flame Status (pass/fail)	-	YES
Inlet Air Temp SetPt	55	55
Discharge Air Temp SetPt	65	65
Air Flow Switch SP Actual	-	0.36"

Test Data		
	Design	Actual
CFM	1300	1303
SF RPM	1559	1551
Motor RPM	-	1551
SF System SetPt	-	53.5hz
RL Voltage	-	165
RL Amperage	-	2.37

General	
	Actual
Fan Rotation Correct	YES

Completed By: Cody Collett on 02/04/2025


Unit Data - PHOTO LOG



02/05/2025



02/05/2025



02/05/2025

National TAB

Project: 02-03-25 CHIPOTLE #5144 GRANVILLE, OH

System/Unit: Kitchen Hood Type I



Asset: HD1

AREA:HOOD

Unit Data		
	Design	Actual
MFG	CAPTIVE-AIRE	CAPTIVE-AIRE
Model Num	5424 ND-2ACPSP-F	5424 ND-2ACPSP-F
Job / Serial Num	-	7002844
Type	TYPE 1 CONOPY	TYPE 1 CANOPY
Hood length	153"	153"
Hood Width	54"	54"
Supply Plenum Type	-	ACPSP
Supply Plenum Width	9"	9"
Supply Plenum Length	165"	165"

Test Data Supply		
	Design	Actual
Total Area	10.313	10.313
Kv factor (Vel)	0.81	0.81
Num of Readings	-	9
Reading1 FPM	-	223
Reading2 FPM	-	235
Reading3 FPM	-	232
Reading4 FPM	-	202
Reading5 FPM	-	178
Reading6 FPM	-	86
Reading7 FPM	-	66
Reading8 FPM	-	101
Reading9 FPM	-	86
Ave FPM(corr)	-	156
CFM	1300	1303

Test Data Exhaust		
	Design	Actual
Filter Type	CAPTRATE SOLO	CAPTRATE SOLO
Filter Size 1	16X16	16X16
Filter Qty 1	9	9
Filter AK factor size 1	1.62	1.62
Filter Total AK Area	14.58	14.58
Filter1 FPM	-	174
Filter2 FPM	-	163
Filter3 FPM	-	160
Filter4 FPM	-	196
Filter5 FPM	-	187
Filter6 FPM	-	194
Filter7 FPM	-	177
Filter8 FPM	-	162
Filter9 FPM	-	146
Filter Ave FPM(corr)	-	173
CFM	2550	2522

Cooking Equipment	
	Actual
Item 1	GRIDDLE
Item 2	RANGE
Item 3	RICE COOKER
Item 4	FRYER

Completed By: Cody Collett on 02/04/2025

Notes:

[1] Exhaust and supply reading taken from left to right.


[2] Unable to distribute airflow across the supply plenum due to lack of access due to lights installed in ceiling tiles in front of the hood.

Written By: Will Turnbough on 02/06/2025

Unit Data - PHOTO LOG



02/05/2025



02/05/2025

