



Comfort. Under control.

09-12 FIVE GUYS #1845 - STILLWATER, OK (RENEW)

CheckList Information

Name : RENEW SITE PICTURES & FINAL BUILDING PERFORMANCE **Status :** NotSubmitted
Assigned Organization : National TAB **Asset :**
Requesting Organization : National TAB

CheckList Item Details

ROOF TOP BEFORE AND AFTER PICTURES

RTU 1 O.A. MESH FILTER (BEFORE AND AFTER)



Dirty.jpeg



Clean.jpeg

RTU 1 FINAL FILTER (BEFORE AND AFTER)



Clean.jpeg



Clean.jpeg



Filter.jpeg

RTU 1 CONDENSER COIL (BEFORE AND AFTER)



Dirty.jpeg




Clean.jpeg

RTU 1 EVAPORATOR COIL (BEFORE AND AFTER)



Dirty.jpeg




Clean.jpeg

RTU 1 - CONDENSATE DRAIN



Drain.jpeg

RTU 1 CONDENSATE PAN



Pan.jpeg

RTU 1 COMBUSITION FAN AND BURNER
CONTROLS COMPARTMENT



**FuseITd0bf3b06e6ee48.j
peg**

RTU 1 HEAT EXCHANGER



Heat.jpeg

RTU 2 OA FILTER (BEFORE AND AFTER)



Clean.jpeg



Dirty.jpeg

RTU 2 FINAL FILTER (BEFORE AND AFTER)



Clean.jpeg



Filter.jpeg

RTU 2 CONDENSER COIL (BEFORE AND AFTER)




Clean.jpeg




Dirty.jpeg

RTU 2 EVAPORATOR COIL (BEFORE AND AFTER)



Dirty.jpeg



Clean.jpeg

RTU 2 CONDENSATE DRAIN



Drain.jpeg

RTU 2 CONDENSATE PAN



Pan.jpeg

RTU 2 COMBUSTION FAN AND BURNER
CONTROLS COMPARTMENT



**FuselTc546d98b5a3043.j
peg**

RTU 2 HEAT EXCHANGER



FuselT6f0139305a784c.jpg

MUA FAN BEFORE AND AFTER PICTURES

MUA OA MESH FILTERS



Clean.jpeg



Dirty.jpeg

MUA BLOWER/MOTOR COMPARTMENT



Motor.jpeg

MUA HEATER CONTROLS COMPARTMENT



Controls.jpeg



File.jpeg

MUA DX COIL, CONDENSATE PAN, AND DRAIN (IF UNIT HAS ONE)



Drain.jpeg



coil.jpeg

EXHAUST FAN BEFORE AND AFTER PICTURES

EXHAUST FAN KEF1 MOTOR HOUSING CLEANED



Dirty.jpeg



File.jpeg

EXHAUST FAN KEF1 GREASE CUP PROPERLY INSTALLED



Cup.jpeg

EXHAUST FAN KEF2 MOTOR HOUSING CLEANED

EXHAUST FAN KEF2 GREASE CUP PROPERLY
INSTALLED



Cup.jpeg

EF-1 RESTROOMS FAN HOUSING PICTURE



FuselT570105d4f1b84f.jp
eg

EF-2 RESTROOMS FAN HOUSING PICTURE



FuselTb581c8154b5f4f.jp
eg

FINAL BUILDING PERFORMANCE

ADD PHOTO OF THE FINAL PRESSURE TAKEN
WITH YOUR METER AT THE FRONT AND BACK
KITCHEN DOOR

ADD SHORT VIDEO OF HOOD CAPTURE WHILE
COOKING OR WITH SMOKE CANDLE

Notes/Comments :