

**Report By:**

National TAB  
1329 E. KEMPER ROAD  
SUITE 4210  
CINCINNATI, OH 45246



**Report: TAB Report**  
**Function: Test, Adjust, & Balance**  
**Date: 01/22/2026**  
**Completed By: National TAB**

**PROJECT**  
**02-02-26 QT #1044 KANNAPOLIS, NC**

2790 LANE STR

KANNAPOLIS, NC

**Client**

QUIKTRIP  
4705 SOUTH 129TH EAST AVENUE  
TULSA, OK 74134

# National TAB

Project: 02-02-26 QT #1044 KANNAPOLIS, NC

## Table Of Contents

<b>Section</b>	<b>Page #</b>
Summary	3
Issue Data	4
Balance Schedule	8
Checklist	9
RTU-1	15
RTU-2	17
RTU-3	19
RTU-4	22
EF-1 - Exhaust	24
Combi-Oven Grille	26
EF-2 - Exhaust	27
EF-3 - Hood Exhaust	29
Kitchen Hood Type I	31
GRD Layout	33



# National TAB

Project: 02-02-26 QT #1044 KANNAPOLIS, NC  
Function: Test, Adjust, & Balance

## Project Summary

### Project Summary

The summary below provides a quick understanding of our scope of work and general testing procedures. Enclosed in the report are further details about your building performance including recommendations, asset data, and pictures. Our focus is to work with the trades to remedy any issues or deficiencies during the actual field balancing and not after the balancing has occurred to achieve a positive environment and outcome. The level of success is determined by the availability of the trades, possible parts needed, or time constraints.

### RTU's (Roof Top Units)

Each of the RTU's was measured with a flow hood to establish total flow. The total flow was then adjusted via the VFD so that airflow fell within design tolerances. All diffusers on the kitchen RTU were balanced to the engineer's design flow. The diffusers on the sales floor were only adjusted when there were noticeable issues present like drafting or dampers that were found completely closed. The Hoods On outside air rate was set by first establishing the typical QT set point at the Emerson controller and then making manually adjustments on the roof. The hoods off airflow setpoint was found by adjusting the damper position at the Emerson controller until the design airflow was achieved. Outside air was measured by reading the intake air opening with a velocity grid and multiplying by the free area. After completion of TAB all overrides were released.

### Kitchen Exhaust Hood & Associated Fans

The kitchen exhaust fan was measured at the hood filter bay utilizing a velocity matrix and a manufacturer's correction factor. Each filter velocity is multiplied by the manufacturer's corrected area. The sum of these readings equals the total flow of the exhaust fans. The total flow of the exhaust was then adjusted to within tolerance of the design flow.

### Restroom Exhaust Fans

The restroom exhaust fans were measured with a flow hood. The total flow was balanced for the fan with the exception of the new grille over the combi-oven, which was balanced to the listed design.

### Final Building Tests

After completing the test and balance the final building pressure was measured. It was confirmed that the building pressure fell within acceptable tolerances and that the pressure measurement coincides with the actual and design net airflow. Any deviations from these standards are noted throughout the report. The hood capture was tested at the perimeter of the hood and the cook top level with the equipment heat on to ensure satisfactory hood capture and containment.

## Issue List

- EF-2 Excessive Flow
- Hood End Panels Not Installed
- Inaccessible Dampers



### 02-02-26 QT #1044 KANNAPOLIS, NC

#### Project Issue Information

**Issue Name :** EF-2 Excessive Flow  
**Description :** EF-2 is exhausting 161 CFM more air than it should. The speed controller on the fan does not adjust the speed.  
**Created By :** National TAB                      **Assigned To :** National TAB - Dan Hertenstein  
**Status :** Open  
**Priority :** Medium                                      **Asset Tag :** EF2  
**Originated Date :** 02/05/2026 - Alex Bauer - National TAB

#### Project Issue File Details



02/05/2026



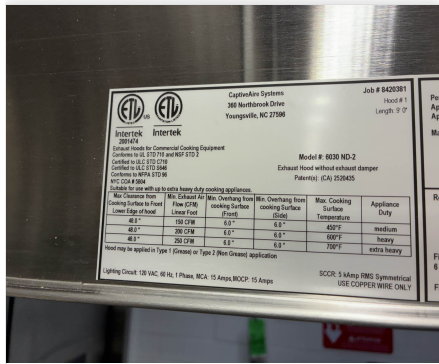
02/05/2026

02-02-26 QT #1044 KANNAPOLIS, NC

**Project Issue Information**

**Issue Name :** Hood End Panels Not Installed  
**Description :** The hood end panels are not installed as per the Hood Schedule.  
**Created By :** National TAB **Assigned To :** National TAB - Dan Hertenstein  
**Status :** Open  
**Priority :** High **Asset Tag :** HD1  
**Originated Date :** 02/05/2026 - Alex Bauer - National TAB

Project Issue File Details



02/05/2026



02/05/2026

HOOD / EXHAUST FAN SCHEDULE									
MANUFACTURER	MODEL	SIZE	CFM	MISC.	LIGHTS	FIRE SYSTEM	WEIGHT		
BE-3	CAPTURE	24" W"	2100	2" EXHAUST	NO	NO	30 LBS		
BE-3	CAPTURE	30" W"	2100	2" EXHAUST	NO	NO	30 LBS		

**NOTES:**

- HOODS, FANS AND ACCESSORIES SHALL BE MANUFACTURER-FURNISHED, CONTRACTOR-INSTALLED.
- HOOD SHALL BE 48" STAINLESS STEEL.
- HOOD SHALL BE FURNISHED WITH FAN MOTOR AND LIGHTS/EXHAUST ON FRONT PANEL.
- MANUFACTURER-FURNISHED DOUBLE-WALLED 1/2" THICK STAINLESS STEEL DUCT KIT AND REQUIRED CONNECTOR ACCESSORIES FOR FIELD-INSTALLATION FROM HOOD TO FAN.
- HOOD SHALL HAVE ROOF AND LEFT **EXHAUST END PANELS** AND FRONT, LEFT AND RIGHT STAINLESS STEEL FEED INLET.
- HOOD SHALL BE FURNISHED WITH 1/2" OR 1" LATEST APPROVE FILTERS.
- HOOD SHALL BE FURNISHED WITH DUCT HANGER KEY BOLTS AND MOUNTING FAN CONTROLS MOUNTED IN HOOD DUCT/FLY CABINET.
- SYSTEM SHALL BE CAPABLE OF REGULATING FAN AS SCHEDULED AND INTEGRATED WITH BUILDING HVAC SYSTEM FOR BUILDING PRESSURE/CONTROL.
- EQUIPMENT MUST COME WITH FACTORY-FURNISHED WITHIN HOOD DUCT/FLY CABINET.
- HOOD SHALL BE LISTED AND LABELED FOR IT'S CLEARANCE REQUIREMENTS TO COMBUSTIBLES.
- FAN SHALL BE FURNISHED WITH ROOF AND WINDRATED WIND-RESISTANT BOX AND DOWNPIPE.
- VARIABLE SPEED CONTROLLER FOR HOOD/FAN AND HOOD/FAN SPEED CONTROLLER SHALL BE MANUALLY ADJUSTED BY TEST AND BALANCE CONTRACTOR.

02/05/2026



02-02-26 QT #1044 KANNAPOLIS, NC

Project Issue Information

**Issue Name :** Inaccessible Dampers  
**Description :** Dampers 3-5 through 3-7 are inaccessible.  
**Created By :** National TAB                      **Assigned To :** National TAB - Dan Hertenstein  
**Status :** Open  
**Priority :** Urgent                                      **Asset Tag :** RT-3  
**Originated Date :** 02/05/2026 - Alex Bauer - National TAB

Project Issue File Details



02/05/2026



02/05/2026



02/05/2026

### AIR BALANCE SCHEDULE

UNIT	AREA SERVED	HOOD ON OA		HOOD OFF OA		HOOD ON EXHAUST		HOOD OFF EXHAUST	
		DESIGN	ACTUAL	DESIGN	ACTUAL	DESIGN	ACTUAL	DESIGN	ACTUAL
RTU 1	SALES	870	883	420	396				
RTU-2	SALES	870	897	420	438				
RTU-3	BOH/KITCHEN	870	862	420	424				
RTU-4	STORAGE	100	98	100	98				
EF-1	MEN'S RR					600	572	600	572
EF-2	WOMEN'S RR					225	386	225	386
EF-3	HOOD					1350	1432	0	0
<b>TOTALS</b>		<b>2710</b>	<b>2740</b>	<b>1360</b>	<b>1356</b>	<b>2175</b>	<b>2390</b>	<b>825</b>	<b>958</b>

### HOODS ON

#### NET AIRFLOW CALCULATION

TOTALS	DESIGN	ACTUAL
TOTAL OA	2710	2740
TOTAL EXHAUST	2175	2390
<b>NET AIRFLOW</b>	<b>535</b>	<b>350</b>

DOOR TESTED	BUILDING PRESSURE MEASUREMENTS
FRONT	0.0101
SIDE	0.0055
REAR	0.0011
<b>AVERAGE</b>	<b>0.0056</b>

### HOODS OFF

#### NET AIRFLOW CALCULATION

TOTALS	DESIGN	ACTUAL
TOTAL OA	1360	1356
TOTAL EXHAUST	825	958
<b>NET AIRFLOW</b>	<b>535</b>	<b>398</b>

DOOR TESTED	BUILDING PRESSURE MEASUREMENTS
FRONT	0.0041
SIDE	0.0066
REAR	0.0036
<b>AVERAGE</b>	<b>0.0048</b>

NOTES:

See issues list.

## CheckList List

- 01: RTU's/AHU's
- 02: Exhaust Fans
- 03: Hoods
- 04: Final Tests



02-02-26 QT #1044 KANNAPOLIS, NC

CheckList Information

**Name :** 01: RTU's/AHU's **Status :** Completed

**Assigned Organization :** National TAB **Asset :**

**Requesting Organization :** National TAB

**Created Date :** 01/22/2026 - Trinity Dodds - National TAB

**Completed Date :** 02/05/2026 - Alex Bauer - National TAB

CheckList Item Details

RTU's/AHU's

Evaporator coils are clean?	Pass
-----------------------------	------

Comment:

Condenser coils are clean?	Pass
----------------------------	------

Comment:

Gas piping is installed and valves are turned on?	N/A
---	-----

Comment:

Unit free of noticeable noise and vibration	Pass
---	------

Comment:



02-02-26 QT #1044 KANNAPOLIS, NC

CheckList Information

**Name :** 02: Exhaust Fans **Status :** Completed

**Assigned Organization :** National TAB **Asset :**

**Requesting Organization :** National TAB

**Created Date :** 01/22/2026 - Trinity Dodds - National TAB

**Completed Date :** 02/05/2026 - Alex Bauer - National TAB

CheckList Item Details

EF's

Hinge kit installed installed on hood fan?	Pass
--	------

Comment:

Flex conduit is long enough so that fan can be completely tilted back?	Pass
--	------

Comment:

No major leakage around the fan base	Pass
--------------------------------------	------

Comment:

Unit is free of noise and vibration	Pass
-------------------------------------	------

Comment:

Notes/Comments :

See issues list.

Date :02/05/2026



02-02-26 QT #1044 KANNAPOLIS, NC

CheckList Information

**Name :** 03: Hoods **Status :** Completed

**Assigned Organization :** National TAB **Asset :**

**Requesting Organization :** National TAB

**Created Date :** 01/22/2026 - Trinity Dodds - National TAB

**Completed Date :** 02/05/2026 - Alex Bauer - National TAB

CheckList Item Details

HOODS

Hood is free of alarms?	Pass
-------------------------	------

Comment:

Hood is free of damage?	Pass
-------------------------	------

Comment:

End panels are installed per prototype?	Fail
---	------

Comment:

Notes/Comments :

See issues list.

Date :02/05/2026



02-02-26 QT #1044 KANNAPOLIS, NC

CheckList Information

**Name :** 04: Final Tests **Status :** Completed  
**Assigned Organization :** National TAB **Asset :**  
**Requesting Organization :** National TAB  
**Created Date :** 01/22/2026 - Trinity Dodds - National TAB  
**Completed Date :** 02/05/2026 - Alex Bauer - National TAB

CheckList Item Details

**FINAL CHECKS**

**HOOD CAPTURE TEST**

**List kitchen equipment turned on for testing**

**Comment:**

OVEN, FRYER.

**List smoke candle type used**

**Comment:**

SMOKE PELLET.

**Smoke test capture % - Perimeter of hood**

**Comment:**

100%

**Smoke test capture % - Top of cooking surface**

**Comment:**

100%

**WITNESS**

**Date test was completed**

02/05/2026

**Comment:**

---

**TAB tech name / Firm**

**Comment:**

ALEX BAUER/NTAB

---

**Site super name / Firm**

**Comment:**

NA

---

**Owner representative name / Firm (if Applicable)**

**Comment:**

NA

---

**BUILDING PRESSURE**

---

**Do actual net building airflow, design net building airflow, and pressure coincide? If not why? (All three should either be positive or negative)**

Pass

**Comment:**

See issues list.



# National TAB

Project: 02-02-26 QT #1044 KANNAPOLIS, NC

System/Unit: AHU/RTU

Asset: RT-1

AREA:SALES FLOOR

Unit Data	
	Actual
MFG	AAON
Serial Num	201612-ANEK15007
Model Num	RN-013-8-0-EA0A-152
Num OA Filters 1	1
OA Filter Size 1	22.5X44.5
Num Final Filter 1	2
Final Filter Size 1	19.5X46.5X2

Motor Data	
	Actual
Motor MFG	NA
Frame	NA
Horsepower	3
Motor Rpm	1760
Phase	3
Rated Voltage	208
Rated Amperage	10.6


Test Data		
	Design	Actual
SF CFM	4200	4236
SF RPM	-	968
OA CFM (Hoods On)	870	883
OA CFM (Hoods Off)	420	396
RL Voltage	-	79.9 VFD
RL Amperage	-	7.50 VFD
VFD Max SetPt	-	33 Hz
OA Damper Position (Hoods On)	-	46%
OA Damper Position (Hoods Off)	-	35%

Performance Data		
	Design	Actual
MA Plenum SP	-	-0.38"
Fan Suction SP	-	-0.54"
Fan Discharge SP	-	0.35"
Total ESP	-	0.73"
Fan Total SP	-	0.89"

General	
	Actual
Fan Rotation Correct	YES
Unit Filters Clean	YES
Condensate Drain Installed	YES

Completed By: Alex Bauer on 02/05/2026

# Unit Data - PHOTO LOG



02/05/2026



02/05/2026



02/05/2026



# National TAB

Project: 02-02-26 QT #1044 KANNAPOLIS, NC

## System/Unit: AHU/RTU

Asset: RT-2

AREA:SALES FLOOR

Unit Data	
	Actual
MFG	AAON
Serial Num	201612-ANEK15008
Model Num	RN-013-8-0-EA0A-152
Num OA Filters 1	1
OA Filter Size 1	22.5X44.5
Num Final Filter 1	2
Final Filter Size 1	19.5X46.5X2

Motor Data	
	Actual
Motor MFG	NA
Frame	NA
Horsepower	3
Motor Rpm	1760
Phase	3
Rated Voltage	208
Rated Amperage	10.6

Test Data		
	Design	Actual
SF CFM	4200	3958
SF RPM	-	997
OA CFM (Hoods On)	870	897
OA CFM (Hoods Off)	420	438
RL Voltage	-	86.1 VFD
RL Amperage	-	7.63 VFD
VFD Max SetPt	-	34 Hz
OA Damper Position (Hoods On)	-	46%
OA Damper Position (Hoods Off)	-	29%

Performance Data		
	Design	Actual
MA Plenum SP	-	-0.37"
Fan Suction SP	-	-0.53"
Fan Discharge SP	-	0.39"
Total ESP	-	0.76"
Fan Total SP	-	0.92"

General	
	Actual
Fan Rotation Correct	YES
Unit Filters Clean	YES
Condensate Drain Installed	YES

Completed By: Alex Bauer on 02/05/2026





# National TAB

Project: 02-02-26 QT #1044 KANNAPOLIS, NC

## System/Unit: AHU/RTU

Asset: RT-3

AREA:KITCHEN

Unit Data	
	Actual
MFG	AAON
Serial Num	201612-ANEK15009
Model Num	RN-013-8-0-EA0A-152
Num OA Filters 1	1
OA Filter Size 1	22.5X44.5
Num Final Filter 1	2
Final Filter Size 1	19.5X46.5X2

Motor Data	
	Actual
Motor MFG	NA
Frame	NA
Horsepower	3
Motor Rpm	1760
Phase	3
Rated Voltage	208
Rated Amperage	10.6

Test Data		
	Design	Actual
SF CFM	4200	4153
SF RPM	-	1179
OA CFM (Hoods On)	870	862
OA CFM (Hoods Off)	420	424
RL Voltage	-	125 VFD
RL Amperage	-	8.79 VFD
VFD Max SetPt	-	40.2 Hz
OA Damper Position (Hoods On)	-	46%
OA Damper Position (Hoods Off)	-	32%

Performance Data		
	Design	Actual
MA Plenum SP	-	-0.55"
Fan Suction SP	-	-0.73"
Fan Discharge SP	-	0.40"
Total ESP	-	0.95"
Fan Total SP	-	1.13"

General	
	Actual
Fan Rotation Correct	YES
Unit Filters Clean	YES
Condensate Drain Installed	YES

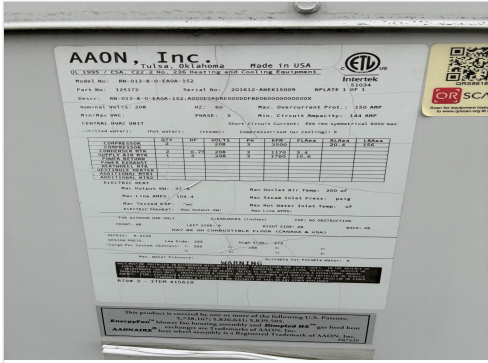
Completed By: Alex Bauer on 02/05/2026

Notes:

[1] UNIT NOT OPERATING; UNABLE TO TAB, SEE ISSUE

Written By: on

# Unit Data - PHOTO LOG



02/05/2026



02/05/2026



02/05/2026



# National TAB

Project:02-02-26 QT #1044 KANNAPOLIS, NC

## AHU/RTU

### Diffuser Supply (GRD)

#### RT-3/KITCHEN

Asset									
Asset Name	Location	Type	Size	DESIGN CFM	AK	CFM(1)	CFM(2)	FINAL CFM	% to design
SGRD1	SUPPORT SERVICE	SI	12"	800	1	722	722	722	90.3
SGRD2	SUPPORT SERVICE	SI	12"	800	1	804	804	804	100.5
SGRD3	SUPPORT SERVICE	SI	12"	800	1	875	875	875	109.4
SGRD4	SUPPORT SERVICE	SI	12"	800	1	739	639	739	92.4
SGRD5	WORKROOM	ES	8"	250	1	279	279	279	111.6
SGRD6	DOCK	ES	12"	600	1	504	428	504	84.0
SGRD7	DOCK	ES	8"	150	1	230	238	230	153.3
Total				4200		4153	3985	4153	98.88%

Completed By: Alex Bauer on 02/05/2026

Asset	Notes	Date	Written By
SGRD5	Damper inaccessible.	02/05/2026	Alex Bauer
SGRD6	Damper inaccessible.	02/05/2026	Alex Bauer
SGRD7	Damper inaccessible.	02/05/2026	Alex Bauer



# National TAB

Project: 02-02-26 QT #1044 KANNAPOLIS, NC

System/Unit: AHU/RTU

Asset: RT-4

AREA:STORAGE

Unit Data	
	Actual
MFG	AAON
Serial Num	201608-AYEF02785
Model Num	RQ-006-8-V-EA09-132
Num OA Filters 1	1
OA Filter Size 1	12X17
Num Final Filter 1	1
Final Filter Size 1	19.5X40X2

Motor Data	
	Actual
Motor MFG	NA
Frame	NA
Horsepower	2
Motor Rpm	1760
Phase	3
Rated Voltage	208
Rated Amperage	7.5

Test Data		
	Design	Actual
SF CFM	1250	1169
SF RPM	-	1203
OA CFM (Hoods On)	100	98
OA CFM (Hoods Off)	100	98
RL Voltage	-	122 VFD
RL Amperage	-	3.32 VFD
VFD Max SetPt	-	41 Hz
OA Damper Position (Hoods On)	-	46%
OA Damper Position (Hoods Off)	-	46%

Performance Data		
	Design	Actual
MA Plenum SP	-	-0.49"
Fan Suction SP	-	-0.62"
Fan Discharge SP	-	0.75"
Total ESP	-	1.24"
Fan Total SP	-	1.37"

General	
	Actual
Fan Rotation Correct	YES
Unit Filters Clean	YES
Condensate Drain Installed	YES

Completed By: Alex Bauer on 02/05/2026

Notes:  
Dampers 4-6 and 4-7 are inaccessible.

Written By: on

# Unit Data - PHOTO LOG



02/05/2026



02/05/2026



02/05/2026



# National TAB

Project: 02-02-26 QT #1044 KANNAPOLIS, NC

## System/Unit: FAN - Exhaust

Asset: EF1

AREA: MEN'S RR/SUPPORT SERVICE

Unit Data		
	Design	Actual
MFG	NA	COOK
Model Num	NA	120 ACE 120C15D
Serial Num	-	410SG52691- 00/0007601
Type	-	DOWNBLAST
Configuration	-	VERTICAL

Motor Data		
	Design	Actual
Motor MFG	-	QUEACE
Frame	-	48Y
Horsepower	-	0.25
Motor Rpm	-	1300
Phase	-	1
Voltage (rated)	-	115
Amperage (rated)	-	3.3
Service Factor	-	NA

Test Data		
	Design	Actual
CFM	600	572
Fan RPM	-	NA
Fan Rotation	-	CCW
Motor RPM	-	NA
System SetPt	-	65%
RL Voltage	-	NA
RL Amperage	-	0.385
Total ESP	-	0.21"
Fan Inlet SP	-	-0.21"
Fan Discharge SP	-	ATM

Completed By: Alex Bauer on 02/05/2026


Notes:  
[1] COULD NOT INCREASE AIRFLOW.

Written By: on

# Unit Data - PHOTO LOG



02/05/2026



02/05/2026



# National TAB

Project:02-02-26 QT #1044 KANNAPOLIS, NC

Diffuser Ret/Exh (GRD)

## EF1/MEN'S RR/SUPPORT SERVICE

Asset									
Asset Name	Location	Type	Size	DESIGN CFM	AK	CFM(1)	CFM(2)	FINAL CFM	% to design
EGRD1	SUPPORT SERVICE	RI	8"	150	1	163	127	163	108.7
Total				150		163	127	163	108.67%



# National TAB

Project: 02-02-26 QT #1044 KANNAPOLIS, NC

## System/Unit: FAN - Exhaust

Asset: EF2

AREA:WOMEN'S RR

Unit Data		
	Design	Actual
MFG	NA	COOK
Model Num	NA	90 ACEH 90C15DH
Serial Num	-	410SG26655- 00/0006315
Type	-	DOWNBLAST
Configuration	-	VERTICAL

Motor Data		
	Design	Actual
Motor MFG	-	US MOTORS
Frame	-	48Y
Horsepower	-	0.125
Motor Rpm	-	1600
Phase	-	1
Voltage (rated)	-	115
Amperage (rated)	-	1.7
Service Factor	-	NA

Test Data		
	Design	Actual
CFM	225	386
Fan RPM	-	NA
Fan Rotation	-	CCW
Motor RPM	-	NA
System SetPt	-	LOW
RL Voltage	-	NA
RL Amperage	-	0.549
Total ESP	-	0.24"
Fan Inlet SP	-	-0.24"
Fan Discharge SP	-	ATM

Completed By: Alex Bauer on 02/05/2026

Notes:

[1] FAN NOT OPERATIONAL, NO POWER, AT TIME OF TAB

Written By: on

# Unit Data - PHOTO LOG



02/05/2026



02/05/2026



# National TAB

Project: 02-02-26 QT #1044 KANNAPOLIS, NC

## System/Unit: FAN - Exhaust

Asset: EF3

AREA:KITCHEN HD

Unit Data		
	Design	Actual
MFG	NA	CAPTIVEAIRE
Model Num	NA	DU50HFA
Serial Num	-	8420381
Type	UPBLAST	UPBLAST
Configuration	VERTICAL	VERTICAL

Motor Data		
	Design	Actual
Motor MFG	-	TELCO GREEN
Frame	-	NA
Horsepower	1/2	0.50
Motor Rpm	-	1800
Phase	1	1
Voltage (rated)	208	208
Amperage (rated)	-	NA
Service Factor	-	NA

Test Data		
	Design	Actual
CFM	1350	1432
Fan RPM	-	1475
Fan Rotation	-	CCW
Motor RPM	-	1475
System SetPt	-	65.6 Hz
RL Voltage	-	NA
RL Amperage	-	NA
Total ESP	0.75"	0.72"
Fan Inlet SP	-	-0.72"
Fan Discharge SP	-	ATM

Completed By: Alex Bauer on 02/05/2026

# Unit Data - PHOTO LOG



02/05/2026



02/05/2026



# National TAB

Project: 02-02-26 QT #1044 KANNAPOLIS, NC

## System/Unit: Kitchen Hood Type I

Asset: HD1

AREA:GRIDDLE

Unit Data		
	Design	Actual
MFG	CAPTIVEAIRE	CAPTIVEAIRE
Model Num	6030ND-2	6030ND-2
Job / Serial Num	-	8420381
Type	TYPE I CANOPY	TYPE I CANOPY
Hood length	108"	108"
Hood Width	60"	60"

Test Data Exhaust		
	Design	Actual
Filter Type	CAPTRATE SOLO FILTER	BAFFLE FILTERS
Filter Size 1	16X20	16X20
Filter Qty 1	6	6
Filter AK factor size 1	2.08	2.08
Filter Total AK Area	12.48	12.48
Filter1 FPM	-	108
Filter2 FPM	-	111
Filter3 FPM	-	118
Filter4 FPM	-	131
Filter5 FPM	-	128
Filter6 FPM	-	99
Filter Ave FPM(corr)	-	115
CFM	1350	1432

Cooking Equipment	
	Actual
Item 1	OVEN
Item 2	FRYER

Completed By: Alex Bauer on 02/05/2026



