

Report By:

National TAB
1329 E. KEMPER ROAD
SUITE 4210
CINCINNATI, OH 45246



Report: TAB Report
Function: Test, Adjust, & Balance
Date: 12/02/2025
Completed By: National TAB

PROJECT

11-24-25 CHIPOTLE #5571 MIDDLEBURG, FL

1694 BLANDING BLVD

MIDDLEBURG, FL 32068

Client

Chipotle Mexican Grill
610 Newport Center Drive, Suite 1100
Newport Beach, CA 92660

National TAB

Project: 11-24-25 CHIPOTLE #5571 MIDDLEBURG, FL

Table Of Contents

Section	Page #
Summary Data	3
Issue Data	4
Balance Schedule	8
Checklist Data	9
AHU/RTU	18
FAN - Exhaust	24
FAN - Supply	29
Kitchen Hood Type I	31
GRD Layout	33



National TAB

Project: 11-24-25 CHIPOTLE #5571 MIDDLEBURG, FL
Function: Test, Adjust, & Balance

Project Summary

Project Summary

The summary below provides a quick understanding of our scope of work and general testing procedures. Enclosed in the report is further detail about your building performance including recommendations, asset data, and pictures. Our focus is to work with the trades to remedy any issues or deficiencies during the actual field balancing and not after the balancing has occurred to achieve a positive environment and outcome. The level of success is determined by the availability of the trades, possible parts needed, or time constraints.

RTU's (Roof Top Units) w/ Diffusers

Each of the RTU's were measured at their terminal devices or via traverse to establish a total flow for that unit. Each RTU was adjusted to within tolerance of the engineer's design flow. Each outlet was then adjusted to within tolerance of the design flow. Outside air was measured by reading the intake air opening with a velocity grid and multiplying by the free area. The outside air damper was adjusted until the airflow was within the design requirements. Any equipment that fell outside of that tolerance is noted throughout the report.

Kitchen Exhaust Hood & Associated Fans

Each kitchen exhaust fan was measured at the hood filter bay utilizing a velocity matrix and a manufacturer's correction factor. Each filter velocity is multiplied by the manufacturer's corrected area. The sum of these readings equals the total flow of the exhaust fans. The total flow of the exhaust was then adjusted to within tolerance of the design flow. . Any EF's that fell outside of this tolerance is noted throughout the report.

MUA (Make Up Air Unit) w/ PSP

Total flow for the MAU (Make-up Air Unit) unit was measured by readings taken at the discharge of the hood's perforated supply plenum. Readings taken with a velocity matrix were averaged and multiplied by a manufacturer's corrected area. Adjustments to the fan speed were made in order to bring the unit to within design tolerance. Any MUA's that fell outside of this tolerance is noted throughout the report.

General Exhaust Fans w/ Grilles

The general exhaust fans were measured by reading each air device with a flow hood. The total airflow for each fan is equivalent to the sum of these readings. Fan speed was then adjusted so that the airflow was within tolerance of design. Each terminal device was balanced to within tolerance of the design volume using the installed volume dampers. Any equipment that fell outside of this tolerance is noted throughout the report.

Final Building Tests

After completing the test and balance the final building pressure was measured. It was confirmed that the building pressure fell within acceptable tolerances of -0.02" wc to +0.02" wc and that the pressure measurement coincides with the actual and design net airflow. Any deviations from these standards are noted throughout the report. The hood capture was tested at the perimeter of the hood and the cook top level with the equipment heat on to ensure satisfactory hood capture and containment.

Issue List

- Diffuser noise
- MAU leak above hood
- RTU2 Economizer



11-24-25 CHIPOTLE #5571 MIDDLEBURG, FL

Project Issue Information

Issue Name : Diffuser noise
Description : Diffusers 8 9 and 10 (the office and dishwashing areas) create noise. Possibly due to 4 way deflectors. Not at a level likely to be noticeable or bothersome during store operation. No further action recommended at this time.

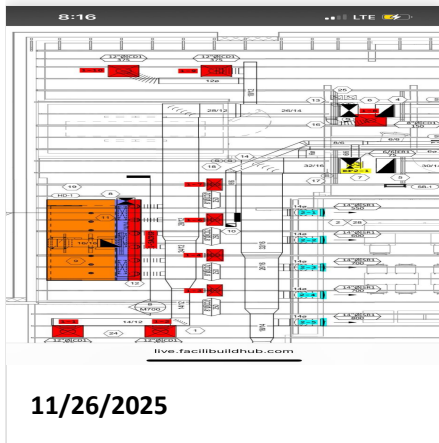
Created By : National TAB **Assigned To :** National TAB - Dan Hertenstein

Status : Open

Priority : InfoOnly **Asset Tag :** RTU 1

Originated Date : 11/26/2025 - Jackson Gunnels - National TAB

Project Issue File Details





11-24-25 CHIPOTLE #5571 MIDDLEBURG, FL


Project Issue Information

Issue Name : MAU leak above hood
Description : There is a moderate air leak where the middle PSP riser joins to the hood.
Created By : National TAB **Assigned To :** National TAB - Dan Hertenstein
Status : Open
Priority : Urgent **Asset Tag :**
Originated Date : 11/26/2025 - Jackson Gunnels - National TAB


Project Issue File Details



11/26/2025



11/26/2025



11/26/2025

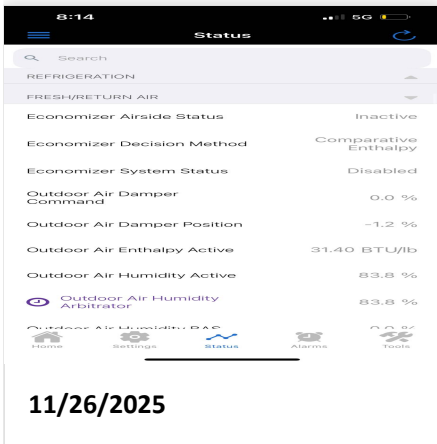


11-24-25 CHIPOTLE #5571 MIDDLEBURG, FL

Project Issue Information

Issue Name : RTU2 Economizer
Description : Unit 2 ECONOMIZER does not respond to commands. Returns value of -1.3. Inspected actuator connector, wiring is correct.
Created By : National TAB **Assigned To :** National TAB - Dan Hertenstein
Status : Open
Priority : Urgent **Asset Tag :** RTU2
Originated Date : 11/26/2025 - Jackson Gunnels - National TAB

Project Issue File Details



AIR BALANCE SCHEDULE

UNIT	AREA SERVED	HVAC SUPPLY		HVAC RETURN		HVAC OUTDOOR		OA %		HOOD MAKE-UP		HOOD EXHAUST		GENERAL EXH.	
		DESIGN	ACTUAL	DESIGN	ACTUAL	DESIGN	ACTUAL	DESIGN	ACTUAL	DESIGN	ACTUAL	DESIGN	ACTUAL	DESIGN	ACTUAL
RTU-1	KITCHEN	3500	3499	3000	2981	500	518	14.3%	14.8%						
RTU-2	DINING	4400	4394	3400	4268	1000	126	22.7%	2.9%						
MUA-1	KITCHEN HD									1300	1353				
EF-1	KITCHEN HD											2550	2479		
EF-2	RESTROOM													150	153
TOTALS		7900	7893	6400	7249	1500	644			1300	1353	2550	2479	150	153

NET BUILDING AIRFLOW CALCULATION

TOTALS	DESIGN	ACTUAL
TOTAL OA	2800	1997
TOTAL EXHAUST	2700	2632
NET AIRFLOW	100	-635

DOOR TESTED	BUILDING PRESSURE MEASUREMENTS (IN. H2O)
FRONT	-0.051
SIDE	-0.05
REAR	-0.052
AVERAGE	-0.051

FINAL CHECKS

- ACTUAL NET AIRFLOW COINCIDES WITH DESIGN: ✗
- MEASURED PRESSURES COINCIDES WITH ACTUAL NET AIRFLOW: ✓
- PRESSURE FALLS WITHIN IMC TOLERANCE OF +/-0.02" W.C.: ✗

NOTES:

RTU2 economizer non-functional.

CheckList List

- 01: RTU'S/AHU'S
- 02: EF'S
- 03: MUA
- 04: HOODS
- 05: FINAL TESTS



11-24-25 CHIPOTLE #5571 MIDDLEBURG, FL

CheckList Information

Name : 01: RTU'S/AHU'S **Status :** Completed

Assigned Organization : National TAB **Asset :**

Requesting Organization : National TAB

Created Date : 11/04/2025 - Natasha Louw - National TAB

Completed Date : 12/01/2025 - Jackson Gunnels - National TAB

CheckList Item Details

RTU's/AHU's

Thermostats installed and have power?	Yes
---------------------------------------	-----

Comment:

All diffusers and grilles are installed and match design?	Yes
---	-----

Comment:

Deflector plates are removed from 1x1 diffusers on the serve line (double check that this is specified on the diffuser schedule first)	Yes
--	-----

Comment:

Economizer blank plate is installed below the outside air intake (Trane only) (N/A = not applicable)	Yes
--	-----

Comment:

Economizers are assembled and functional?	Yes
---	-----

Comment:

DCV Max damper opening position is set to minimum?	Yes
--	-----

Comment:

Free cooling enthalpy set point set for lowest setting (Typically "D")

Yes

Comment:

Motors are all operating below the FLA rating?

Yes

Comment:

Are belts tight?

N/A

Comment:

If direct drive unit is the speed controller working?

Yes

Comment:

Is gas piping installed and valves turned on?

Yes

Comment:

Unit free of noticeable noise and vibration

Yes

Comment:

Final outside air damper position is marked with permanent marker?

Yes

Comment:

RTU1 marked, RTU2 economizer non-functional and could not be marked.



11-24-25 CHIPOTLE #5571 MIDDLEBURG, FL

CheckList Information

Name : 02: EF'S **Status :** Completed

Assigned Organization : National TAB **Asset :**

Requesting Organization : National TAB

Created Date : 11/04/2025 - Natasha Louw - National TAB

Completed Date : 12/01/2025 - Jackson Gunnels - National TAB

CheckList Item Details

EF's

Rotation is correct?	Yes
-----------------------------	-----

Comment:

Belts are tight?	N/A
-------------------------	-----

Comment:

Viroguard installed on hood fan(s)?	Yes
--	-----

Comment:

Hinge kit installed installed on hood fan?	Yes
---	-----

Comment:

Lean fan back. Is grease duct installation adequate and is duct ran all the way to the base of the fan?	Yes
--	-----

Comment:

Flex conduit is long enough so that fan can be completely tilted back?	Yes
---	-----

Comment:

There is no major leakage around base of fan?

Yes

Comment:

Is the motor operating below the motor FLA rating?

Yes

Comment:

For restroom fan(s) is the back draft damper installed and can it fully open?

Yes

Comment:

Unit free of noticeable noise and vibration?

Yes

Comment:



11-24-25 CHIPOTLE #5571 MIDDLEBURG, FL

CheckList Information

Name : 03: MUA **Status :** Completed

Assigned Organization : National TAB **Asset :**

Requesting Organization : National TAB

Created Date : 11/04/2025 - Natasha Louw - National TAB

Completed Date : 12/01/2025 - Jackson Gunnels - National TAB

CheckList Item Details

MUA

Rotation is correct?	Yes
----------------------	-----

Comment:

Gas piping is installed and valves are in on position?	Yes
--	-----

Comment:

Internal motorized damper is fully opening?	Yes
---	-----

Comment:

Motor is operating below the FLA rating?	Yes
--	-----

Comment:

Unit free of noticeable noise and vibration?	Yes
--	-----

Comment:



11-24-25 CHIPOTLE #5571 MIDDLEBURG, FL

CheckList Information

Name : 04: HOODS **Status :** Completed

Assigned Organization : National TAB **Asset :**

Requesting Organization : National TAB

Created Date : 11/04/2025 - Natasha Louw - National TAB

Completed Date : 12/01/2025 - Jackson Gunnels - National TAB

CheckList Item Details

HOODS

All hood filters installed and accounted for? Yes

Comment:

Hoods are wired and have power? Yes

Comment:

Hood is free of alarms? Yes

Comment:

Hood is free of damage? Yes

Comment:

Quarter or full vertical end panels are installed if specified? Yes

Comment:



11-24-25 CHIPOTLE #5571 MIDDLEBURG, FL

CheckList Information

Name : 05: FINAL TESTS **Status :** Completed

Assigned Organization : National TAB **Asset :**

Requesting Organization : National TAB

Created Date : 11/04/2025 - Natasha Louw - National TAB

Completed Date : 12/02/2025 - Will Turnbough - National TAB

CheckList Item Details

FINAL CHECKS

Is space free of drafting? Yes

Comment:

Is space comfortable in all areas? Yes

Comment:

Is the space free of ventilation noise? No

Comment:

Ventilation noise from 4 way diffusers in back office is present, but unlikely to be noticeable or bothersome during store operation.

List kitchen equipment turned on for testing Yes

Comment:

None

List smoke candle type used

Comment:

CE0163

HOOD CAPTURE TEST

Smoke test capture % - Perimeter of hood

Comment:

99% mild leak from front right hand corner. Recommend repeating test with equipment turned on.

Smoke test capture % - Top of cooking surface

Comment:

100%

WITNESS

Date test was completed

11/25/2025

Comment:

TAB tech name / Firm

Comment:

Jackson Gunnels / NTI

Site super name / Firm

Comment:

Test recorded

Owner representative name / Firm (if Applicable)

Comment:

Test recorded

BUILDING PRESSURE

Do actual net building airflow, design net building airflow, and pressure coincide? If not why? (All three should either be positive or negative)

Pass

Comment:

National TAB

Project: 11-24-25 CHIPOTLE #5571 MIDDLEBURG, FL

System/Unit: AHU/RTU



Asset: RTU 1

AREA: KITCHEN

Unit Data		
	Design	Actual
MFG	TRANE	TRANE
Serial Num	-	25133000L
Model Num	YSJ120	YSJ120A3SOL0AH0C0A2A1
Type	RTU	RTU
Configuration	VERTICAL	VERTICAL
Num OA Filters 1	-	1
OA Filter Size 1	-	36X14.25
Num Final Filter 1	-	3
Final Filter Size 1	-	16X20X2
Num Final Filter 2	-	2
Final Filter Size 2	-	18X20X2

Motor Data		
	Design	Actual
Horsepower	-	3.0
Phase	3	3
Rated Voltage	208	208
Rated Amperage	-	8.8

Drive Data	
	Actual
Motor Sheave SetPt	DIRECT DRIVE

Test Data		
	Design	Actual
SF CFM	3500	3501
SF RPM	-	1263
RA CFM	3000	2981
OA CFM	500	518
RL Voltage	-	204/207/206
RL Amperage	8.8	3.5/3.5/3.5
SF Rotation	-	CORRECT
SF System SetPt	-	68.3
RA Damper Position	-	90%
Min OA Damper Position	-	10%
Min OA Damper Type	-	ECONOMIZER
OA Enthalpy Setpt	-	28 BTU/LB

Performance Data		
	Design	Actual
MA Plenum SP	-	-0.52"
Fan Suction SP	-	-0.89"
Fan Discharge SP	-	0.78"
Total ESP	0.80"	1.3
Fan Total SP	-	1.67


General	
	Actual
Fan Rotation Correct	CORRECT
Unit Filters Clean	CLEAN
Condensate Drain Installed	YES

Completed By: Jackson Gunnels on 11/30/2025

Unit Data - PHOTO LOG



11/30/2025



11/30/2025

National TAB

Project: 11-24-25 CHIPOTLE #5571 MIDDLEBURG, FL

AHU/RTU



Diffuser Supply (GRD)

RTU 1/KITCHEN

Asset									
Asset Name	Location	Type	Size	DESIGN CFM	AK	CFM(1)	CFM(2)	FINAL CFM	% to design
SGRD1	KITCHEN	CD1	12"	450	1	652	520	487	108.2
SGRD2	KITCHEN	CD1	12"	450	1	457	534	466	103.6
SGRD3	KITCHEN	CD2	8"	250	1	188	290	268	107.2
SGRD4	KITCHEN	CD2	8"	250	1	205	293	271	108.4
SGRD5	KITCHEN HD	ACPSP	165X6	696	5.363	697	697	671	96.4
SGRD6	KITCHEN	CD2	8"	250	1	253	266	241	96.4
SGRD7	KITCHEN	CD2	8"	250	1	194	251	242	96.8
SGRD8	OFFICE	CD1	8"	150	1	183	147	149	99.3
SGRD9	BOH	CD1	12"	375	1	644	371	360	96.0
SGRD10	BOH	CD1	12"	375	1	503	346	346	92.3
Total				3496		3976	3715	3501	100.14%

National TAB

Project: 11-24-25 CHIPOTLE #5571 MIDDLEBURG, FL

System/Unit: AHU/RTU



Asset: RTU2

AREA:DINING

Unit Data		
	Design	Actual
MFG	TRANE	TRANE
Serial Num	-	25312141L
Model Num	YSJ150	YSJ150A3S0M0AH0C0A2A100B
Type	RTU	RTU
Configuration	VERTICAL	VERTICAL
Num OA Filters 1	-	1
OA Filter Size 1	-	36X14.25
Num Final Filter 1	-	3
Final Filter Size 1	-	16X20X2
Num Final Filter 2	-	2
Final Filter Size 2	-	18X20X2

Motor Data		
	Design	Actual
Horsepower	-	5.0
Phase	3	3
Rated Voltage	208	208
Rated Amperage	-	11.0

Drive Data	
	Actual
Motor Sheave SetPt	DIRECT DRIVE

Test Data		
	Design	Actual
SF CFM	4400	4394
SF RPM	-	1322
RA CFM	3400	4268
OA CFM	1000	126
RL Voltage	-	205/206/206
RL Amperage	-	4.25/4.15/4.21
SF Rotation	-	CORRECT
SF System SetPt	-	68.1
RA Damper Position	-	100
Min OA Damper Position	-	0
Min OA Damper Type	-	ECONOMIZER
OA Enthalpy Setpt	-	28 BTU/LB

Performance Data		
	Design	Actual
MA Plenum SP	-	-0.54"
Fan Suction SP	-	-0.84
Fan Discharge SP	-	0.64"
Total ESP	0.80"	1.18"
Fan Total SP	-	1.48"


General	
	Actual
Fan Rotation Correct	CORRECT
Unit Filters Clean	CLEAN
Condensate Drain Installed	YES

Completed By: Jackson Gunnels on 11/30/2025

Notes:
Economizer non-functional

Written By: Jackson Gunnels on 11/25/2025

Unit Data - PHOTO LOG



11/30/2025



11/30/2025

National TAB

Project: 11-24-25 CHIPOTLE #5571 MIDDLEBURG, FL

AHU/RTU



Diffuser Supply (GRD)

RTU2/DINING

Asset									
Asset Name	Location	Type	Size	DESIGN CFM	AK	CFM(1)	CFM(2)	FINAL CFM	% to design
SGRD1	DINING	SR1	14"	550	1	533	686	546	99.3
SGRD2	DINING	SR1	14"	600	1	663	736	658	109.7
SGRD3	DINING	SR1	14"	700	1	799	855	706	100.9
SGRD4	DINING	SR1	14"	700	1	887	695	648	92.6
SGRD5	DINING	SR1	14"	800	1	912	934	806	100.8
SGRD6	DINING	SR2	18/6	500	1.405	390	422	494	98.8
SGRD7	DINING	SR2	18/6	500	1.405	491	530	485	97.0
SGRD8	RESTROOM	CD3	6"	50	1	70	60	51	102.0
Total				4400		4745	4918	4394	99.86%

Asset	Notes	Date	Written By
SGRD6	Unable to read with hood. Read with velgrid and traversed to establish k factor of 1.405.	11/25/2025	Jackson Gunnels
SGRD7	Unable to read with hood. Read with velgrid and traversed to establish k factor of 1.405.	11/25/2025	Jackson Gunnels

National TAB

Project: 11-24-25 CHIPOTLE #5571 MIDDLEBURG, FL

System/Unit: FAN - Exhaust



Asset: EF1

AREA:KITCHEN HD

Unit Data		
	Design	Actual
MFG	CAPTIVE-AIRE	CAPTIVE-AIRE
Model Num	DU180HFA	DU180HFA
Serial Num	-	7431687
Type	UPBLAST	CENTRIFUGAL
Configuration	VERTICAL	UPBLAST

Motor Data		
	Design	Actual
Motor MFG	-	TECO- WESTINGHOUSE
Frame	-	184T
Horsepower	2.00	2.00
Motor Rpm	-	1165
Phase	3	3
Voltage (rated)	208	230
Amperage (rated)	-	6.56
Service Factor	-	1.15

Test Data		
	Design	Actual
CFM	2550	2479
Fan RPM	1220	1133
Fan Rotation	-	CCW
Motor RPM	-	DIRECT DRIVE
System SetPt	-	55.7
RL Voltage	-	121
RL Amperage	-	5.2
Total ESP	1.450"	0.91"
Fan Inlet SP	-	-0.91"
Fan Discharge SP	-	ATM"

Completed By: Jackson Gunnels on 11/25/2025

Unit Data - PHOTO LOG



11/30/2025



11/30/2025

Motor Data - PHOTO LOG



11/30/2025

National TAB

Project: 11-24-25 CHIPOTLE #5571 MIDDLEBURG, FL

System/Unit: FAN - Exhaust



Asset: EF2

AREA:RESTROOM


Unit Data		
	Design	Actual
MFG	CAPTIVE-AIRE	CAPTIVE-AIRE
Model Num	DR12HFA	DR12HFA
Serial Num	-	7431687
Type	DOWNBLAST	CENTRIFUGAL
Configuration	VERTICAL	DOWNBLAST

Motor Data		
	Design	Actual
Motor MFG	-	TELCO-GREEN
Horsepower	0.250	0.250
Motor Rpm	-	1800
Phase	1	1
Voltage (rated)	115	115
Amperage (rated)	-	2.9

Test Data		
	Design	Actual
CFM	150	153
Fan RPM	1282	738
Fan Rotation	-	CCW
Motor RPM	-	DIRECT DRIVE
System SetPt	-	40
RL Voltage	-	120
RL Amperage	-	0.3
Total ESP	0.600"	0.11"
Fan Inlet SP	-	-0.11"
Fan Discharge SP	-	ATM

Completed By: Jackson Gunnels on 11/30/2025

Unit Data - PHOTO LOG



11/30/2025



11/30/2025

Motor Data - PHOTO LOG



11/30/2025



11/30/2025

National TAB

Project: 11-24-25 CHIPOTLE #5571 MIDDLEBURG, FL

FAN - Exhaust



Diffuser Ret/Exh (GRD)

EF2/RESTROOM

Asset									
Asset Name	Location	Type	Size	DESIGN CFM	AK	CFM(1)	CFM(2)	FINAL CFM	% to design
EGRD1	RESTROOM	ER1	6/6	75	1	132	128	79	105.3
EGRD2	RESTROOM	ER1	6/6	75	1	120	120	74	98.7
Total				150		252	248	153	102%

National TAB

Project: 11-24-25 CHIPOTLE #5571 MIDDLEBURG, FL

System/Unit: FAN - Supply



Asset: MAU 1

AREA: KITCHEN HD

Unit Data		
	Design	Actual
MFG	CAPTIVE-AIRE	CAPTIVE-AIRE
Model Num	A1-D.250-15D	A1-D.250-15D
Serial Num	-	7431687
Type	MAU	MAU
Configuration	VERTICAL	VERTICAL

Motor Data		
	Design	Actual
Motor MFG	-	TECO-WESTINGHOUSE
Frame	-	143T
Horsepower	1.00	1.00
Motor Rpm	-	1740
Phase	3	3
Voltage (rated)	208	230
Amperage (rated)	-	2.9
Service Factor	-	1.15

Gas Heat		
	Design	Actual
Heater Operates (y/n)	-	y
Flame Status (pass/fail)	-	Pass
Inlet Air Temp SetPt	55	55
Discharge Air Temp SetPt	60	60
Air Flow Switch SP Actual	-	0.344

Test Data		
	Design	Actual
CFM	1300	1353
SF RPM	1546	1108
Motor RPM	-	DIRECT DRIVE
SF System SetPt	-	43
RL Voltage	-	116
RL Amperage	-	2.1
Total ESP	-	0.35"
Fan Discharge SP	-	ATM

General	
	Actual
Fan Rotation Correct	CORRECT

Completed By: Jackson Gunnels on 11/30/2025

National TAB

Project: 11-24-25 CHIPOTLE #5571 MIDDLEBURG, FL

System/Unit: Kitchen Hood Type I



Asset: HD1

AREA:KITCHEN

Unit Data		
	Design	Actual
MFG	CAPTIVE-AIRE	CAPTIVE-AIRE
Model Num	5424 ND-2-ACPSP-F	5424 ND-2-ACPSP-F
Job / Serial Num	-	7431687
Type	TYPE 1 CANOPY	TYPE 1 CANOPY
Hood length	153"	153'
Hood Width	54"	54"
Supply Plenum Type	-	ACPSP
Supply Plenum Width	9"	9'
Supply Plenum Length	165"	165"

Test Data Supply		
	Design	Actual
Total Area	10.31	10.31
Kv factor (Vel)	0.81	0.81
Num of Readings	-	9
Reading1 FPM	-	127
Reading2 FPM	-	162
Reading3 FPM	-	148
Reading4 FPM	-	126
Reading5 FPM	-	139
Reading6 FPM	-	151
Reading7 FPM	-	192
Reading8 FPM	-	193
Reading9 FPM	-	218
Ave FPM(corr)	-	162
CFM	1300	1353

Test Data Exhaust		
	Design	Actual
Filter Type	CAPTRATE SOLO FILTER	CAPTRATE SOLO
Filter Size 1	16X16	16X16
Filter Qty 1	9	9
Filter AK factor size 1	1.62	1.62
Filter Total AK Area	14.58	14.58
Filter1 FPM	-	158
Filter2 FPM	-	155
Filter3 FPM	-	163
Filter4 FPM	-	186
Filter5 FPM	-	192
Filter6 FPM	-	191
Filter7 FPM	-	183
Filter8 FPM	-	159
Filter9 FPM	-	147
Filter Ave FPM(corr)	-	170
CFM	2550	2479

Cooking Equipment	
	Actual
Item 1	CLAMSHELL GRILL
Item 2	STOVE
Item 3	RICE COOKER
Item 4	FRYER

Completed By: Jackson Gunnels on 11/30/2025

LOW
PER
LINE
NG TO
OWN
D
ATED
ICAL
CE OF
)
TER

