

**Report By:**

National TAB  
1329 E. KEMPER ROAD  
SUITE 4210  
CINCINNATI, OH 45246



**Report: Preliminary Report**  
**Function: Test, Adjust, & Balance**  
**Date: 11/30/2025**  
**Completed By: National TAB**

# PROJECT

## 11-24-25 CHIPOTLE #5571 MIDDLEBURG, FL

1694 BLANDING BLVD

MIDDLEBURG, FL 32068

### Client

Chipotle Mexican Grill  
610 Newport Center Drive, Suite 1100  
Newport Beach, CA 92660

# National TAB

Project: 11-24-25 CHIPOTLE #5571 MIDDLEBURG, FL

## Table Of Contents

<b>Section</b>	<b>Page #</b>
AHU/RTU	3
FAN - Exhaust	9
FAN - Supply	14
Kitchen Hood Type I	16
AHU/RTU	18
FAN - Exhaust	24
FAN - Supply	29
Kitchen Hood Type I	31
Issue Data	33
Checklist Data	37

# National TAB

Project: 11-24-25 CHIPOTLE #5571 MIDDLEBURG, FL

System/Unit: AHU/RTU



Asset: RTU 1

AREA: KITCHEN

Unit Data		
	Design	Actual
MFG	TRANE	TRANE
Serial Num	-	25133000L
Model Num	YSJ120	YSJ120A3SOL0AH0C0A2A1
Type	RTU	RTU
Configuration	VERTICAL	VERTICAL
Num OA Filters 1	-	1
OA Filter Size 1	-	36X14.25
Num Final Filter 1	-	3
Final Filter Size 1	-	16X20X2
Num Final Filter 2	-	2
Final Filter Size 2	-	18X20X2

Motor Data		
	Design	Actual
Horsepower	-	3.0
Phase	3	3
Rated Voltage	208	208
Rated Amperage	-	8.8

Drive Data	
	Actual
Motor Sheave SetPt	DIRECT DRIVE

Test Data		
	Design	Actual
SF CFM	3500	3501
SF RPM	-	1263
RA CFM	3000	2981
OA CFM	500	518
RL Voltage	-	204/207/206
RL Amperage	8.8	3.5/3.5/3.5
SF Rotation	-	CORRECT
SF System SetPt	-	68.3
RA Damper Position	-	90%
Min OA Damper Position	-	10%
Min OA Damper Type	-	ECONOMIZER
OA Enthalpy Setpt	-	28 BTU/LB

Performance Data		
	Design	Actual
MA Plenum SP	-	-0.52"
Fan Suction SP	-	-0.89"
Fan Discharge SP	-	0.78"
Total ESP	0.80"	1.3
Fan Total SP	-	1.67


General	
	Actual
Fan Rotation Correct	CORRECT
Unit Filters Clean	CLEAN
Condensate Drain Installed	YES

Completed By: Jackson Gunnels on 11/30/2025

# Unit Data - PHOTO LOG



11/30/2025



11/30/2025

# National TAB

Project: 11-24-25 CHIPOTLE #5571 MIDDLEBURG, FL

## AHU/RTU



### Diffuser Supply (GRD)

#### RTU 1/KITCHEN

Asset									
Asset Name	Location	Type	Size	DESIGN CFM	AK	CFM(1)	CFM(2)	FINAL CFM	% to design
SGRD1	KITCHEN	CD1	12"	450	1	652	520	487	108.2
SGRD2	KITCHEN	CD1	12"	450	1	457	534	466	103.6
SGRD3	KITCHEN	CD2	8"	250	1	188	290	268	107.2
SGRD4	KITCHEN	CD2	8"	250	1	205	293	271	108.4
SGRD5	KITCHEN HD	ACPSP	165X6	696	5.363	697	697	671	96.4
SGRD6	KITCHEN	CD2	8"	250	1	253	266	241	96.4
SGRD7	KITCHEN	CD2	8"	250	1	194	251	242	96.8
SGRD8	OFFICE	CD1	8"	150	1	183	147	149	99.3
SGRD9	BOH	CD1	12"	375	1	644	371	360	96.0
SGRD10	BOH	CD1	12"	375	1	503	346	346	92.3
Total				3496		3976	3715	3501	100.14%

# National TAB

Project: 11-24-25 CHIPOTLE #5571 MIDDLEBURG, FL

System/Unit: AHU/RTU



Asset: RTU2

AREA:DINING

Unit Data		
	Design	Actual
MFG	TRANE	TRANE
Serial Num	-	25312141L
Model Num	YSJ150	YSJ150A3S0M0AH0C0A2A100B
Type	RTU	RTU
Configuration	VERTICAL	VERTICAL
Num OA Filters 1	-	1
OA Filter Size 1	-	36X14.25
Num Final Filter 1	-	3
Final Filter Size 1	-	16X20X2
Num Final Filter 2	-	2
Final Filter Size 2	-	18X20X2

Motor Data		
	Design	Actual
Horsepower	-	5.0
Phase	3	3
Rated Voltage	208	208
Rated Amperage	-	11.0

Drive Data	
	Actual
Motor Sheave SetPt	DIRECT DRIVE

Test Data		
	Design	Actual
SF CFM	4400	4394
SF RPM	-	1322
RA CFM	3400	4268
OA CFM	1000	126
RL Voltage	-	205/206/206
RL Amperage	-	4.25/4.15/4.21
SF Rotation	-	CORRECT
SF System SetPt	-	68.1
RA Damper Position	-	100
Min OA Damper Position	-	0
Min OA Damper Type	-	ECONOMIZER
OA Enthalpy Setpt	-	28 BTU/LB

Performance Data		
	Design	Actual
MA Plenum SP	-	-0.54"
Fan Suction SP	-	-0.84
Fan Discharge SP	-	0.64"
Total ESP	0.80"	
Fan Total SP	-	


General	
	Actual
Fan Rotation Correct	CORRECT
Unit Filters Clean	CLEAN
Condensate Drain Installed	YES

Completed By: Jackson Gunnels on 11/30/2025

Notes:  
Economizer non-functional

Written By: Jackson Gunnels on 11/25/2025

# Unit Data - PHOTO LOG



11/30/2025



11/30/2025

# National TAB

Project: 11-24-25 CHIPOTLE #5571 MIDDLEBURG, FL

## AHU/RTU



### Diffuser Supply (GRD)

#### RTU2/DINING

Asset									
Asset Name	Location	Type	Size	DESIGN CFM	AK	CFM(1)	CFM(2)	FINAL CFM	% to design
SGRD1	DINING	SR1	14"	550	1	533	686	546	99.3
SGRD2	DINING	SR1	14"	600	1	663	736	658	109.7
SGRD3	DINING	SR1	14"	700	1	799	855	706	100.9
SGRD4	DINING	SR1	14"	700	1	887	695	648	92.6
SGRD5	DINING	SR1	14"	800	1	912	934	806	100.8
SGRD6	DINING	SR2	18/6	500	1.405	390	422	494	98.8
SGRD7	DINING	SR2	18/6	500	1.405	491	530	485	97.0
SGRD8	RESTROOM	CD3	6"	50	1	70	60	51	102.0
Total				4400		4745	4918	4394	99.86%

Asset	Notes	Date	Written By
SGRD6	Unable to read with hood. Read with velgrid and traversed to establish k factor of 1.405.	11/25/2025	Jackson Gunnels
SGRD7	Unable to read with hood. Read with velgrid and traversed to establish k factor of 1.405.	11/25/2025	Jackson Gunnels

# National TAB

Project: 11-24-25 CHIPOTLE #5571 MIDDLEBURG, FL

## System/Unit: FAN - Exhaust



Asset: EF1

AREA:KITCHEN HD

Unit Data		
	Design	Actual
MFG	CAPTIVE-AIRE	CAPTIVE-AIRE
Model Num	DU180HFA	DU180HFA
Serial Num	-	7431687
Type	UPBLAST	CENTRIFUGAL
Configuration	VERTICAL	UPBLAST

Motor Data		
	Design	Actual
Motor MFG	-	TECO-WESTINGHOUSE
Frame	-	184T
Horsepower	2.00	2.00
Motor Rpm	-	1165
Phase	3	3
Voltage (rated)	208	230
Amperage (rated)	-	6.56
Service Factor	-	1.15

Test Data		
	Design	Actual
CFM	2550	2479
Fan RPM	1220	1133
Fan Rotation	-	CCW
Motor RPM	-	DIRECT DRIVE
System SetPt	-	55.7
RL Voltage	-	121
RL Amperage	-	5.2
Total ESP	1.450"	0.91"
Fan Inlet SP	-	-0.91"
Fan Discharge SP	-	ATM"

Completed By: Jackson Gunnels on 11/25/2025



# National TAB

Project: 11-24-25 CHIPOTLE #5571 MIDDLEBURG, FL

## System/Unit: FAN - Exhaust



Asset: EF2

AREA:RESTROOM

Unit Data		
	Design	Actual
MFG	CAPTIVE-AIRE	CAPTIVE-AIRE
Model Num	DR12HFA	DR12HFA
Serial Num	-	7431687
Type	DOWNBLAST	CENTRIFUGAL
Configuration	VERTICAL	DOWNBLAST

Motor Data		
	Design	Actual
Motor MFG	-	TELCO-GREEN
Horsepower	0.250	0.250
Motor Rpm	-	1800
Phase	1	1
Voltage (rated)	115	115
Amperage (rated)	-	2.9

Test Data		
	Design	Actual
CFM	150	153
Fan RPM	1282	738
Fan Rotation	-	CCW
Motor RPM	-	DIRECT DRIVE
System SetPt	-	40
RL Voltage	-	120
RL Amperage	-	0.3
Total ESP	0.600"	0.11"
Fan Inlet SP	-	-0.11"
Fan Discharge SP	-	ATM

Completed By: Jackson Gunnels on 11/30/2025



# National TAB

Project: 11-24-25 CHIPOTLE #5571 MIDDLEBURG, FL

## FAN - Exhaust



### Diffuser Ret/Exh (GRD)

#### EF2/RESTROOM

Asset									
Asset Name	Location	Type	Size	DESIGN CFM	AK	CFM(1)	CFM(2)	FINAL CFM	% to design
EGRD1	RESTROOM	ER1	6/6	75	1	132	128	79	105.3
EGRD2	RESTROOM	ER1	6/6	75	1	120	120	74	98.7
Total				150		252	248	153	102%

# National TAB

Project: 11-24-25 CHIPOTLE #5571 MIDDLEBURG, FL

## System/Unit: FAN - Supply



Asset: MAU 1

AREA: KITCHEN HD

Unit Data		
	Design	Actual
MFG	CAPTIVE-AIRE	CAPTIVE-AIRE
Model Num	A1-D.250-15D	A1-D.250-15D
Serial Num	-	7431687
Type	MAU	MAU
Configuration	VERTICAL	VERTICAL

Motor Data		
	Design	Actual
Motor MFG	-	TECO-WESTINGHOUSE
Frame	-	143T
Horsepower	1.00	1.00
Motor Rpm	-	1740
Phase	3	3
Voltage (rated)	208	230
Amperage (rated)	-	2.9
Service Factor	-	1.15

Gas Heat		
	Design	Actual
Heater Operates (y/n)	-	y
Flame Status (pass/fail)	-	Pass
Inlet Air Temp SetPt	55	55
Discharge Air Temp SetPt	60	60
Air Flow Switch SP Actual	-	0.344

Test Data		
	Design	Actual
CFM	1300	1353
SF RPM	1546	1108
Motor RPM	-	DIRECT DRIVE
SF System SetPt	-	43
RL Voltage	-	116
RL Amperage	-	2.1
Total ESP	-	0.35"
Fan Discharge SP	-	ATM


General	
	Actual
Fan Rotation Correct	CORRECT

Completed By: Jackson Gunnels on 11/30/2025

## Unit Data - PHOTO LOG



11/30/2025



11/30/2025

## Motor Data - PHOTO LOG



11/30/2025

# National TAB

Project: 11-24-25 CHIPOTLE #5571 MIDDLEBURG, FL

## System/Unit: Kitchen Hood Type I



Asset: HD1

AREA:KITCHEN

Unit Data		
	Design	Actual
MFG	CAPTIVE-AIRE	CAPTIVE-AIRE
Model Num	5424 ND-2-ACPSP-F	5424 ND-2-ACPSP-F
Job / Serial Num	-	7431687
Type	TYPE 1 CANOPY	TYPE 1 CANOPY
Hood length	153"	153'
Hood Width	54"	54"
Supply Plenum Type	-	ACPSP
Supply Plenum Width	9"	9'
Supply Plenum Length	165"	165"

Test Data Exhaust		
	Design	Actual
Filter Type	CAPTRATE SOLO FILTER	CAPTRATE SOLO
Filter Size 1	16X16	16X16
Filter Qty 1	9	9
Filter AK factor size 1	1.62	1.62
Filter Total AK Area	14.58	14.58
Filter1 FPM	-	158
Filter2 FPM	-	155
Filter3 FPM	-	163
Filter4 FPM	-	186
Filter5 FPM	-	192
Filter6 FPM	-	191
Filter7 FPM	-	183
Filter8 FPM	-	159
Filter9 FPM	-	147
Filter Ave FPM(corr)	-	170
CFM	2550	2479

Cooking Equipment	
	Actual
Item 1	CLAMSHELL GRILL
Item 2	STOVE
Item 3	RICE COOKER
Item 4	FRYER


Test Data Supply		
	Design	Actual
Total Area	10.31	10.31
Kv factor (Vel)	0.81	0.81
Num of Readings	-	9
Reading1 FPM	-	127
Reading2 FPM	-	162
Reading3 FPM	-	148
Reading4 FPM	-	126
Reading5 FPM	-	139
Reading6 FPM	-	151
Reading7 FPM	-	192
Reading8 FPM	-	193
Reading9 FPM	-	218
Ave FPM(corr)	-	162
CFM	1300	1353

Completed By: Jackson Gunnels on 11/30/2025

# Unit Data - PHOTO LOG



11/30/2025



11/30/2025

# National TAB

Project: 11-24-25 CHIPOTLE #5571 MIDDLEBURG, FL

System/Unit: AHU/RTU



Asset: RTU 1

AREA: KITCHEN

Unit Data		
	Design	Actual
MFG	TRANE	TRANE
Serial Num	-	25133000L
Model Num	YSJ120	YSJ120A3SOL0AH0C0A2A1
Type	RTU	RTU
Configuration	VERTICAL	VERTICAL
Num OA Filters 1	-	1
OA Filter Size 1	-	36X14.25
Num Final Filter 1	-	3
Final Filter Size 1	-	16X20X2
Num Final Filter 2	-	2
Final Filter Size 2	-	18X20X2

Motor Data		
	Design	Actual
Horsepower	-	3.0
Phase	3	3
Rated Voltage	208	208
Rated Amperage	-	8.8

Drive Data	
	Actual
Motor Sheave SetPt	DIRECT DRIVE

Test Data		
	Design	Actual
SF CFM	3500	3501
SF RPM	-	1263
RA CFM	3000	2981
OA CFM	500	518
RL Voltage	-	204/207/206
RL Amperage	8.8	3.5/3.5/3.5
SF Rotation	-	CORRECT
SF System SetPt	-	68.3
RA Damper Position	-	90%
Min OA Damper Position	-	10%
Min OA Damper Type	-	ECONOMIZER
OA Enthalpy Setpt	-	28 BTU/LB

Performance Data		
	Design	Actual
MA Plenum SP	-	-0.52"
Fan Suction SP	-	-0.89"
Fan Discharge SP	-	0.78"
Total ESP	0.80"	1.3
Fan Total SP	-	1.67


General	
	Actual
Fan Rotation Correct	CORRECT
Unit Filters Clean	CLEAN
Condensate Drain Installed	YES

Completed By: Jackson Gunnels on 11/30/2025

# Unit Data - PHOTO LOG



11/30/2025



11/30/2025

# National TAB

Project: 11-24-25 CHIPOTLE #5571 MIDDLEBURG, FL

## AHU/RTU



### Diffuser Supply (GRD)

#### RTU 1/KITCHEN

Asset									
Asset Name	Location	Type	Size	DESIGN CFM	AK	CFM(1)	CFM(2)	FINAL CFM	% to design
SGRD1	KITCHEN	CD1	12"	450	1	652	520	487	108.2
SGRD2	KITCHEN	CD1	12"	450	1	457	534	466	103.6
SGRD3	KITCHEN	CD2	8"	250	1	188	290	268	107.2
SGRD4	KITCHEN	CD2	8"	250	1	205	293	271	108.4
SGRD5	KITCHEN HD	ACPSP	165X6	696	5.363	697	697	671	96.4
SGRD6	KITCHEN	CD2	8"	250	1	253	266	241	96.4
SGRD7	KITCHEN	CD2	8"	250	1	194	251	242	96.8
SGRD8	OFFICE	CD1	8"	150	1	183	147	149	99.3
SGRD9	BOH	CD1	12"	375	1	644	371	360	96.0
SGRD10	BOH	CD1	12"	375	1	503	346	346	92.3
Total				3496		3976	3715	3501	100.14%

# National TAB

Project: 11-24-25 CHIPOTLE #5571 MIDDLEBURG, FL

System/Unit: AHU/RTU



Asset: RTU2

AREA:DINING

Unit Data		
	Design	Actual
MFG	TRANE	TRANE
Serial Num	-	25312141L
Model Num	YSJ150	YSJ150A3S0M0AH0C0A2A100B
Type	RTU	RTU
Configuration	VERTICAL	VERTICAL
Num OA Filters 1	-	1
OA Filter Size 1	-	36X14.25
Num Final Filter 1	-	3
Final Filter Size 1	-	16X20X2
Num Final Filter 2	-	2
Final Filter Size 2	-	18X20X2

Motor Data		
	Design	Actual
Horsepower	-	5.0
Phase	3	3
Rated Voltage	208	208
Rated Amperage	-	11.0

Drive Data	
	Actual
Motor Sheave SetPt	DIRECT DRIVE

Test Data		
	Design	Actual
SF CFM	4400	4394
SF RPM	-	1322
RA CFM	3400	4268
OA CFM	1000	126
RL Voltage	-	205/206/206
RL Amperage	-	4.25/4.15/4.21
SF Rotation	-	CORRECT
SF System SetPt	-	68.1
RA Damper Position	-	100
Min OA Damper Position	-	0
Min OA Damper Type	-	ECONOMIZER
OA Enthalpy Setpt	-	28 BTU/LB

Performance Data		
	Design	Actual
MA Plenum SP	-	-0.54"
Fan Suction SP	-	-0.84
Fan Discharge SP	-	0.64"
Total ESP	0.80"	
Fan Total SP	-	


General	
	Actual
Fan Rotation Correct	CORRECT
Unit Filters Clean	CLEAN
Condensate Drain Installed	YES

Completed By: Jackson Gunnels on 11/30/2025

Notes:  
Economizer non-functional

Written By: Jackson Gunnels on 11/25/2025

# Unit Data - PHOTO LOG



11/30/2025



11/30/2025

# National TAB

Project: 11-24-25 CHIPOTLE #5571 MIDDLEBURG, FL

## AHU/RTU



### Diffuser Supply (GRD)

#### RTU2/DINING

Asset									
Asset Name	Location	Type	Size	DESIGN CFM	AK	CFM(1)	CFM(2)	FINAL CFM	% to design
SGRD1	DINING	SR1	14"	550	1	533	686	546	99.3
SGRD2	DINING	SR1	14"	600	1	663	736	658	109.7
SGRD3	DINING	SR1	14"	700	1	799	855	706	100.9
SGRD4	DINING	SR1	14"	700	1	887	695	648	92.6
SGRD5	DINING	SR1	14"	800	1	912	934	806	100.8
SGRD6	DINING	SR2	18/6	500	1.405	390	422	494	98.8
SGRD7	DINING	SR2	18/6	500	1.405	491	530	485	97.0
SGRD8	RESTROOM	CD3	6"	50	1	70	60	51	102.0
Total				4400		4745	4918	4394	99.86%

Asset	Notes	Date	Written By
SGRD6	Unable to read with hood. Read with velgrid and traversed to establish k factor of 1.405.	11/25/2025	Jackson Gunnels
SGRD7	Unable to read with hood. Read with velgrid and traversed to establish k factor of 1.405.	11/25/2025	Jackson Gunnels

# National TAB

Project: 11-24-25 CHIPOTLE #5571 MIDDLEBURG, FL

## System/Unit: FAN - Exhaust



Asset: EF1

AREA:KITCHEN HD

Unit Data		
	Design	Actual
MFG	CAPTIVE-AIRE	CAPTIVE-AIRE
Model Num	DU180HFA	DU180HFA
Serial Num	-	7431687
Type	UPBLAST	CENTRIFUGAL
Configuration	VERTICAL	UPBLAST

Motor Data		
	Design	Actual
Motor MFG	-	TECO-WESTINGHOUSE
Frame	-	184T
Horsepower	2.00	2.00
Motor Rpm	-	1165
Phase	3	3
Voltage (rated)	208	230
Amperage (rated)	-	6.56
Service Factor	-	1.15

Test Data		
	Design	Actual
CFM	2550	2479
Fan RPM	1220	1133
Fan Rotation	-	CCW
Motor RPM	-	DIRECT DRIVE
System SetPt	-	55.7
RL Voltage	-	121
RL Amperage	-	5.2
Total ESP	1.450"	0.91"
Fan Inlet SP	-	-0.91"
Fan Discharge SP	-	ATM"

Completed By: Jackson Gunnels on 11/25/2025



# National TAB

Project: 11-24-25 CHIPOTLE #5571 MIDDLEBURG, FL

## System/Unit: FAN - Exhaust



Asset: EF2

AREA:RESTROOM


Unit Data		
	Design	Actual
MFG	CAPTIVE-AIRE	CAPTIVE-AIRE
Model Num	DR12HFA	DR12HFA
Serial Num	-	7431687
Type	DOWNBLAST	CENTRIFUGAL
Configuration	VERTICAL	DOWNBLAST

Motor Data		
	Design	Actual
Motor MFG	-	TELCO-GREEN
Horsepower	0.250	0.250
Motor Rpm	-	1800
Phase	1	1
Voltage (rated)	115	115
Amperage (rated)	-	2.9

Test Data		
	Design	Actual
CFM	150	153
Fan RPM	1282	738
Fan Rotation	-	CCW
Motor RPM	-	DIRECT DRIVE
System SetPt	-	40
RL Voltage	-	120
RL Amperage	-	0.3
Total ESP	0.600"	0.11"
Fan Inlet SP	-	-0.11"
Fan Discharge SP	-	ATM

Completed By: Jackson Gunnels on 11/30/2025

## Unit Data - PHOTO LOG



11/30/2025



11/30/2025

## Motor Data - PHOTO LOG



11/30/2025



11/30/2025

# National TAB

Project: 11-24-25 CHIPOTLE #5571 MIDDLEBURG, FL

## FAN - Exhaust



### Diffuser Ret/Exh (GRD)

#### EF2/RESTROOM

Asset									
Asset Name	Location	Type	Size	DESIGN CFM	AK	CFM(1)	CFM(2)	FINAL CFM	% to design
EGRD1	RESTROOM	ER1	6/6	75	1	132	128	79	105.3
EGRD2	RESTROOM	ER1	6/6	75	1	120	120	74	98.7
Total				150		252	248	153	102%

# National TAB

Project: 11-24-25 CHIPOTLE #5571 MIDDLEBURG, FL

## System/Unit: FAN - Supply



Asset: MAU 1

AREA: KITCHEN HD

Unit Data		
	Design	Actual
MFG	CAPTIVE-AIRE	CAPTIVE-AIRE
Model Num	A1-D.250-15D	A1-D.250-15D
Serial Num	-	7431687
Type	MAU	MAU
Configuration	VERTICAL	VERTICAL

Motor Data		
	Design	Actual
Motor MFG	-	TECO-WESTINGHOUSE
Frame	-	143T
Horsepower	1.00	1.00
Motor Rpm	-	1740
Phase	3	3
Voltage (rated)	208	230
Amperage (rated)	-	2.9
Service Factor	-	1.15

Gas Heat		
	Design	Actual
Heater Operates (y/n)	-	y
Flame Status (pass/fail)	-	Pass
Inlet Air Temp SetPt	55	55
Discharge Air Temp SetPt	60	60
Air Flow Switch SP Actual	-	0.344

Test Data		
	Design	Actual
CFM	1300	1353
SF RPM	1546	1108
Motor RPM	-	DIRECT DRIVE
SF System SetPt	-	43
RL Voltage	-	116
RL Amperage	-	2.1
Total ESP	-	0.35"
Fan Discharge SP	-	ATM


General	
	Actual
Fan Rotation Correct	CORRECT

Completed By: Jackson Gunnels on 11/30/2025

## Unit Data - PHOTO LOG



11/30/2025



11/30/2025

## Motor Data - PHOTO LOG



11/30/2025

# National TAB

Project: 11-24-25 CHIPOTLE #5571 MIDDLEBURG, FL

## System/Unit: Kitchen Hood Type I



Asset: HD1

AREA:KITCHEN

Unit Data		
	Design	Actual
MFG	CAPTIVE-AIRE	CAPTIVE-AIRE
Model Num	5424 ND-2-ACPSP-F	5424 ND-2-ACPSP-F
Job / Serial Num	-	7431687
Type	TYPE 1 CANOPY	TYPE 1 CANOPY
Hood length	153"	153'
Hood Width	54"	54"
Supply Plenum Type	-	ACPSP
Supply Plenum Width	9"	9'
Supply Plenum Length	165"	165"

Test Data Supply		
	Design	Actual
Total Area	10.31	10.31
Kv factor (Vel)	0.81	0.81
Num of Readings	-	9
Reading1 FPM	-	127
Reading2 FPM	-	162
Reading3 FPM	-	148
Reading4 FPM	-	126
Reading5 FPM	-	139
Reading6 FPM	-	151
Reading7 FPM	-	192
Reading8 FPM	-	193
Reading9 FPM	-	218
Ave FPM(corr)	-	162
CFM	1300	1353

Test Data Exhaust		
	Design	Actual
Filter Type	CAPTRATE SOLO FILTER	CAPTRATE SOLO
Filter Size 1	16X16	16X16
Filter Qty 1	9	9
Filter AK factor size 1	1.62	1.62
Filter Total AK Area	14.58	14.58
Filter1 FPM	-	158
Filter2 FPM	-	155
Filter3 FPM	-	163
Filter4 FPM	-	186
Filter5 FPM	-	192
Filter6 FPM	-	191
Filter7 FPM	-	183
Filter8 FPM	-	159
Filter9 FPM	-	147
Filter Ave FPM(corr)	-	170
CFM	2550	2479


Cooking Equipment	
	Actual
Item 1	CLAMSHELL GRILL
Item 2	STOVE
Item 3	RICE COOKER
Item 4	FRYER

Completed By: Jackson Gunnels on 11/30/2025

# Unit Data - PHOTO LOG



11/30/2025



11/30/2025

## Issue List

- Diffuser noise
- MAU leak above hood
- RTU2 Economizer



**11-24-25 CHIPOTLE #5571 MIDDLEBURG, FL**

**Project Issue Information**

**Issue Name :** Diffuser noise  
**Description :** Diffusers 8 9 and 10 (the office and dishwashing areas) create noise. Possibly due to 4 way deflectors. Not at a level likely to be noticeable or bothersome during store operation. No further action recommended at this time.

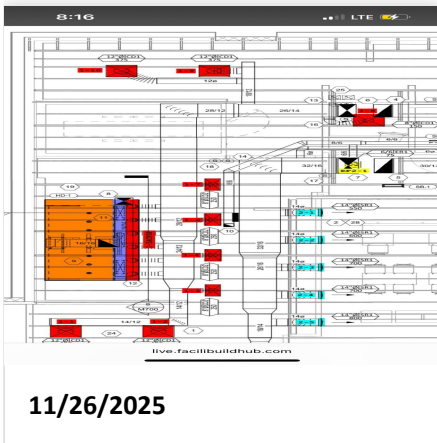
**Created By :** National TAB                      **Assigned To :** National TAB - Dan Hertenstein

**Status :** Open

**Priority :** InfoOnly                                      **Asset Tag :** RTU 1

**Originated Date :** 11/26/2025 - Jackson Gunnels - National TAB

Project Issue File Details





**11-24-25 CHIPOTLE #5571 MIDDLEBURG, FL**


**Project Issue Information**

**Issue Name :** MAU leak above hood  
**Description :** There is a moderate air leak where the middle PSP riser joins to the hood.  
**Created By :** National TAB                      **Assigned To :** National TAB - Dan Hertenstein  
**Status :** Open  
**Priority :** Urgent                                      **Asset Tag :**  
**Originated Date :** 11/26/2025 - Jackson Gunnels - National TAB


Project Issue File Details



11/26/2025



11/26/2025



11/26/2025

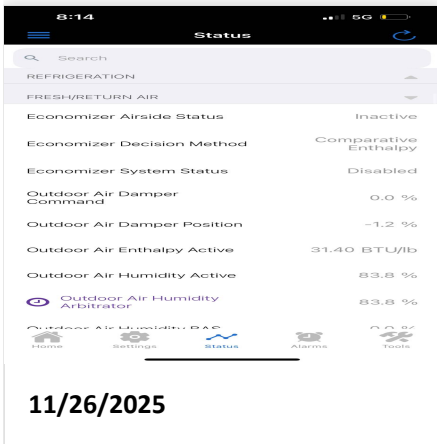


**11-24-25 CHIPOTLE #5571 MIDDLEBURG, FL**

**Project Issue Information**

**Issue Name :** RTU2 Economizer  
**Description :** Unit 2 ECONOMIZER does not respond to commands. Returns value of -1.3. Inspected actuator connector, wiring is correct.  
**Created By :** National TAB                      **Assigned To :** National TAB - Dan Hertenstein  
**Status :** Open  
**Priority :** **Urgent**                                      **Asset Tag :** RTU2  
**Originated Date :** 11/26/2025 - Jackson Gunnels - National TAB

Project Issue File Details



## CheckList List

- 01: RTU'S/AHU'S
- 02: EF'S
- 03: MUA
- 04: HOODS
- 05: FINAL TESTS



11-24-25 CHIPOTLE #5571 MIDDLEBURG, FL

CheckList Information

**Name :** 01: RTU'S/AHU'S **Status :** Completed

**Assigned Organization :** National TAB **Asset :**

**Requesting Organization :** National TAB

**Created Date :** 11/04/2025 - Natasha Louw - National TAB

**Completed Date :** 12/01/2025 - Jackson Gunnels - National TAB

CheckList Item Details

RTU's/AHU's

Thermostats installed and have power?	Yes
---------------------------------------	-----

Comment:

All diffusers and grilles are installed and match design?	Yes
---	-----

Comment:

Deflector plates are removed from 1x1 diffusers on the serve line (double check that this is specified on the diffuser schedule first)	Yes
--	-----

Comment:

Economizer blank plate is installed below the outside air intake (Trane only) (N/A = not applicable)	Yes
--	-----

Comment:

Economizers are assembled and functional?	Yes
---	-----

Comment:

DCV Max damper opening position is set to minimum?	Yes
--	-----

Comment:

Free cooling enthalpy set point set for lowest setting (Typically "D")

Yes

Comment:

Motors are all operating below the FLA rating?

Yes

Comment:

Are belts tight?

N/A

Comment:

If direct drive unit is the speed controller working?

Yes

Comment:

Is gas piping installed and valves turned on?

Yes

Comment:

Unit free of noticeable noise and vibration

Yes

Comment:

Final outside air damper position is marked with permanent marker?

Yes

Comment:

RTU1 marked, RTU2 economizer non-functional and could not be marked.



11-24-25 CHIPOTLE #5571 MIDDLEBURG, FL

CheckList Information

**Name :** 02: EF'S **Status :** Completed

**Assigned Organization :** National TAB **Asset :**

**Requesting Organization :** National TAB

**Created Date :** 11/04/2025 - Natasha Louw - National TAB

**Completed Date :** 12/01/2025 - Jackson Gunnels - National TAB

CheckList Item Details

EF's

<b>Rotation is correct?</b>	Yes
-----------------------------	-----

**Comment:**

<b>Belts are tight?</b>	N/A
-------------------------	-----

**Comment:**

<b>Viroguard installed on hood fan(s)?</b>	Yes
--	-----

**Comment:**

<b>Hinge kit installed installed on hood fan?</b>	Yes
---	-----

**Comment:**

<b>Lean fan back. Is grease duct installation adequate and is duct ran all the way to the base of the fan?</b>	Yes
--	-----

**Comment:**

<b>Flex conduit is long enough so that fan can be completely tilted back?</b>	Yes
---	-----

**Comment:**

**There is no major leakage around base of fan?**

Yes

**Comment:**

**Is the motor operating below the motor FLA rating?**

Yes

**Comment:**

**For restroom fan(s) is the back draft damper installed and can it fully open?**

Yes

**Comment:**

**Unit free of noticeable noise and vibration?**

Yes

**Comment:**



11-24-25 CHIPOTLE #5571 MIDDLEBURG, FL

CheckList Information

**Name :** 03: MUA **Status :** Completed

**Assigned Organization :** National TAB **Asset :**

**Requesting Organization :** National TAB

**Created Date :** 11/04/2025 - Natasha Louw - National TAB

**Completed Date :** 12/01/2025 - Jackson Gunnels - National TAB

CheckList Item Details

MUA

Rotation is correct?	Yes
----------------------	-----

Comment:

Gas piping is installed and valves are in on position?	Yes
--	-----

Comment:

Internal motorized damper is fully opening?	Yes
---	-----

Comment:

Motor is operating below the FLA rating?	Yes
--	-----

Comment:

Unit free of noticeable noise and vibration?	Yes
--	-----

Comment:



11-24-25 CHIPOTLE #5571 MIDDLEBURG, FL

CheckList Information

**Name :** 04: HOODS **Status :** Completed

**Assigned Organization :** National TAB **Asset :**

**Requesting Organization :** National TAB

**Created Date :** 11/04/2025 - Natasha Louw - National TAB

**Completed Date :** 12/01/2025 - Jackson Gunnels - National TAB

CheckList Item Details

HOODS

---

All hood filters installed and accounted for? Yes

Comment:

---

Hoods are wired and have power? Yes

Comment:

---

Hood is free of alarms? Yes

Comment:

---

Hood is free of damage? Yes

Comment:

---

Quarter or full vertical end panels are installed if specified? Yes

Comment:



11-24-25 CHIPOTLE #5571 MIDDLEBURG, FL

CheckList Information

**Name :** 05: FINAL TESTS **Status :** Not Completed  
**Assigned Organization :** National TAB **Asset :**  
**Requesting Organization :** National TAB  
**Created Date :** 11/04/2025 - Natasha Louw - National TAB

CheckList Item Details

**FINAL CHECKS**

**Is space free of drafting?** Yes

**Comment:**

**Is space comfortable in all areas?** Yes

**Comment:**

**Is the space free of ventilation noise?** No

**Comment:**

Ventilation noise from 4 way diffusers in back office is present, but unlikely to be noticeable or bothersome during store operation.

**List kitchen equipment turned on for testing** Yes

**Comment:**

None

**List smoke candle type used**

**Comment:**

CE0163

**HOOD CAPTURE TEST**

**Smoke test capture % - Perimeter of hood**

**Comment:**

99% mild leak from front right hand corner. Recommend repeating test with equipment turned on.

---

**Smoke test capture % - Top of cooking surface**

**Comment:**

100%

---

**WITNESS**

**Date test was completed**

11/25/2025

**Comment:**

---

**TAB tech name / Firm**

**Comment:**

Jackson Gunnels / NTI

---

**Site super name / Firm**

**Comment:**

Test recorded

---

**Owner representative name / Firm (if Applicable)**

**Comment:**

Test recorded

---

**BUILDING PRESSURE**

---

**Do actual net building airflow, design net building airflow, and pressure coincide? If not why? (All three should either be positive or negative)**

Pass

**Comment:**