

FOR QUESTIONS, CALL THE

Florida National Accounts
REGION 60
PHONE: (407) 682 - 3100
EMAIL: reg60@captivaire.com

HOOD INFORMATION - JOB#6912492

HOOD NO	TAG	MODEL	MANUFACTURER	LENGTH	MAX COOKING TEMP	TYPE	APPLIANCE DUTY	DESIGN CFMFT	TOTAL EXH CFM	EXHAUST PLENUM RISER(S)						HOOD CONSTRUCTION	HOOD CONFIG		
										WIDTH	LENG	HEIGHT	DIA	CFM	VEL		SP	END TO END	ROW
1	FRYER HOOD	3347 BD-2	CAPTIVEAIRE	7' 0"	600 DEG	I	HEAVY	214	1500			4"	12"	1500	1910	-1.090"	430 SS WHERE EXPOSED	ALONE	ALONE
2	GRIDDLE HOOD	3347 BD-2	CAPTIVEAIRE	5' 6"	600 DEG	I	HEAVY	273	1500			4"	12"	1500	1910	-1.412"	430 SS WHERE EXPOSED	ALONE	ALONE

HOOD INFORMATION

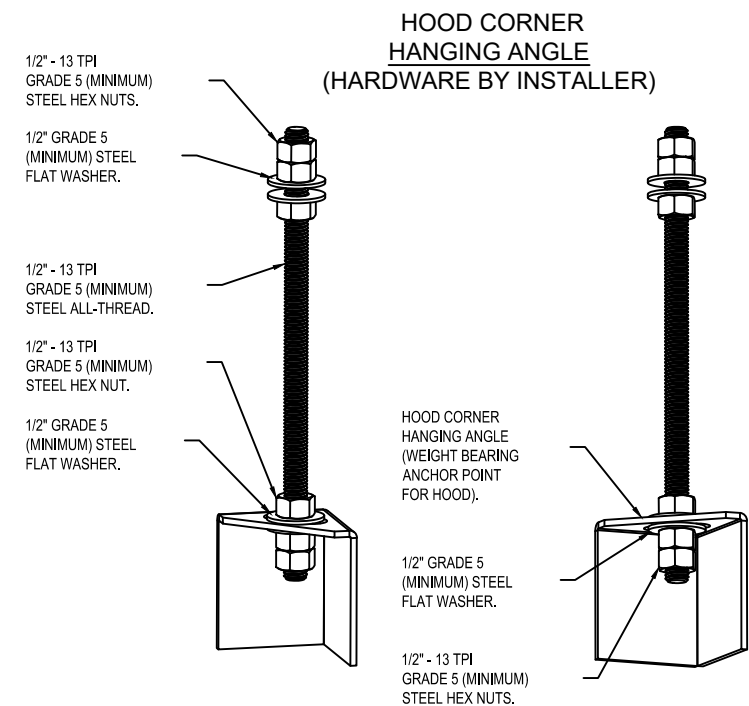
HOOD NO	TAG	TYPE	FILTER(S)				LIGHT(S)				UTILITY CABINET(S)				FIRE SYSTEM PIPING	HOOD HANGING WEIGHT
			QTY	HEIGHT	LENGTH	EFFICIENCY @ 7 MICRONS	QTY	TYPE	WIRE GUARD	LOCATION	SIZE	TYPE	SIZE	ELECTRICAL MODEL #		
1	FRYER HOOD	CAPTRATE SOLO FILTER	5	16"	16"	85% SEE FILTER SPEC	4	L55 SERIES E26	NO						YES	291 LBS
2	GRIDDLE HOOD	CAPTRATE SOLO FILTER	4	16"	16"	85% SEE FILTER SPEC	4	L55 SERIES E26	NO						YES	243 LBS

HOOD OPTIONS

HOOD NO	TAG	OPTION
1	FRYER HOOD	FIELD WRAPPER 14.00" HIGH FRONT, LEFT, RIGHT. RIGHT QUARTER END PANEL 23" TOP WIDTH, 0" BOTTOM WIDTH, 23" HIGH 430 SS. LEFT QUARTER END PANEL 23" TOP WIDTH, 0" BOTTOM WIDTH, 23" HIGH 430 SS. SENSOR-CV.
2	GRIDDLE HOOD	FIELD WRAPPER 14.00" HIGH FRONT, LEFT, RIGHT. RIGHT QUARTER END PANEL 23" TOP WIDTH, 0" BOTTOM WIDTH, 23" HIGH 430 SS. LEFT QUARTER END PANEL 23" TOP WIDTH, 0" BOTTOM WIDTH, 23" HIGH 430 SS. SENSOR-CV.

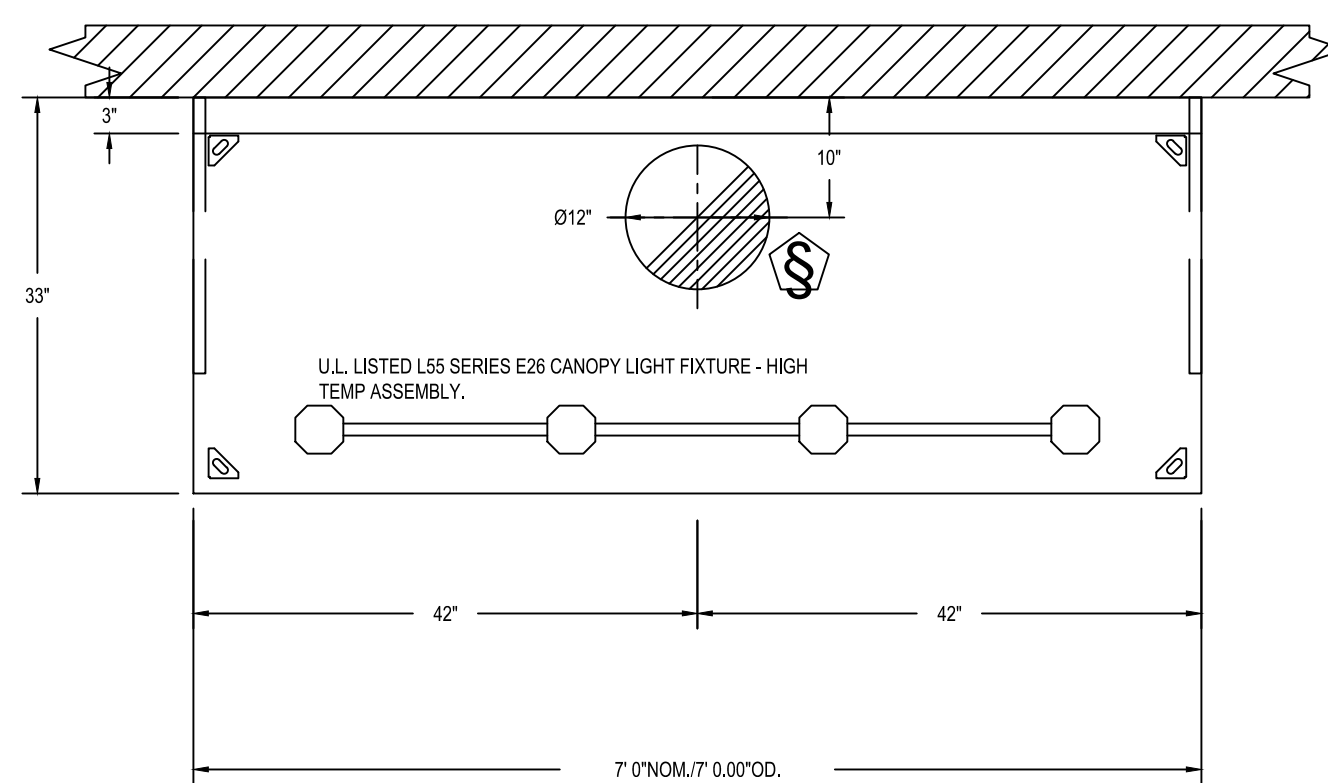
WALL-MOUNT UTILITY CABINET

HOOD NO	LOCATION	SIZE	UTILITY CABINET(S)				WEIGHT
			TYPE	SIZE	ELECTRICAL MODEL #	SWITCHES QUANTITY	
1	WALL MNT	12"x48"x30"	TANK FS	4.0x4.0	SC-E012011MA	1 LIGHT 1 FAN	340.00 LBS

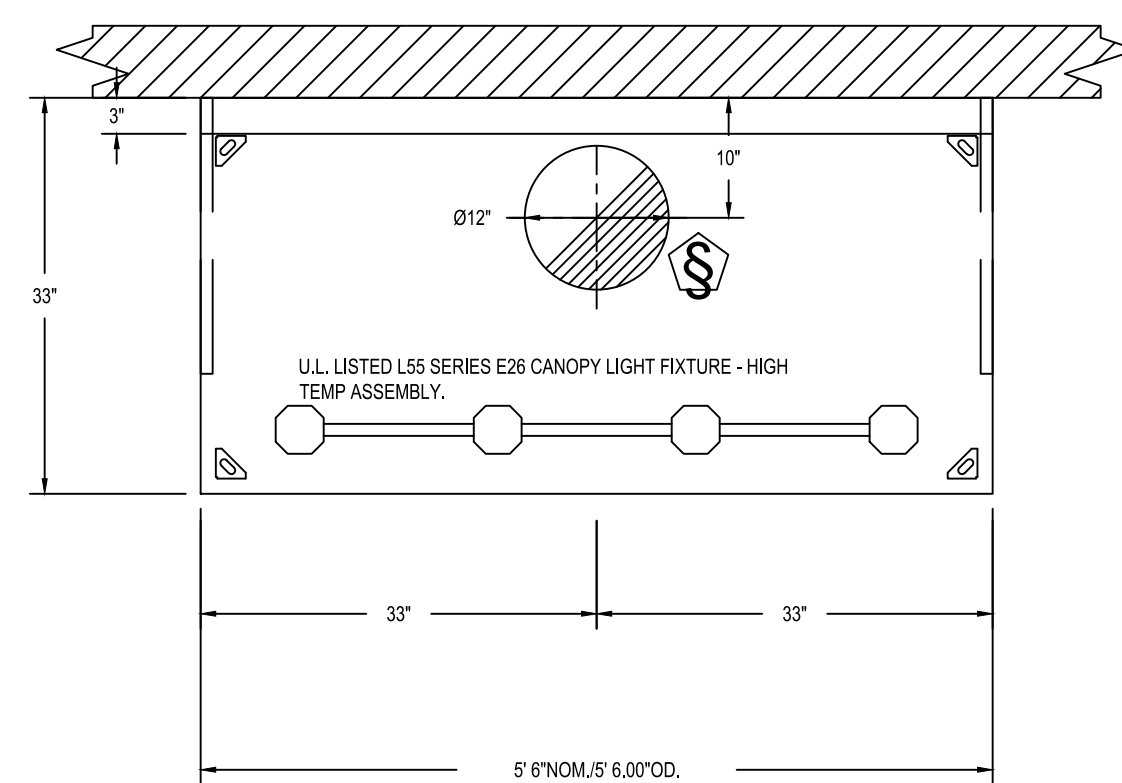


ASSEMBLY INSTRUCTIONS

HANGING ANGLE MUST BE SUPPORTED WITH 1/2" - 13 TPI GRADE 5 (MINIMUM) ALL-THREAD, SANDWICH HANGING ANGLES AND CEILING ANCHOR POINTS WITH 1/2" GRADE 5 (MINIMUM) STEEL FLAT WASHERS AND 1/2" - 13 TPI GRADE 5 (MINIMUM) HEX NUTS AS SHOWN. MUST USE DOUBLED HEX NUT CONFIGURATION BENEATH HOOD HANGING ANGLES AND ABOVE CEILING ANCHORS. MAINTAIN 1/4" OF EXPOSED THREADS BENEATH BOTTOM HEX NUT. TORQUE ALL HEX NUTS TO 57 FT-LBS.



PLAN VIEW - HOOD #1 (FRYER HOOD)
7' 0.00" LONG 3347BD-2



PLAN VIEW - HOOD #2 (GRIDDLE HOOD)
5' 6.00" LONG 3347BD-2

SPECIFICATION: CAPTRATE GREASE-STOP SOLO FILTER

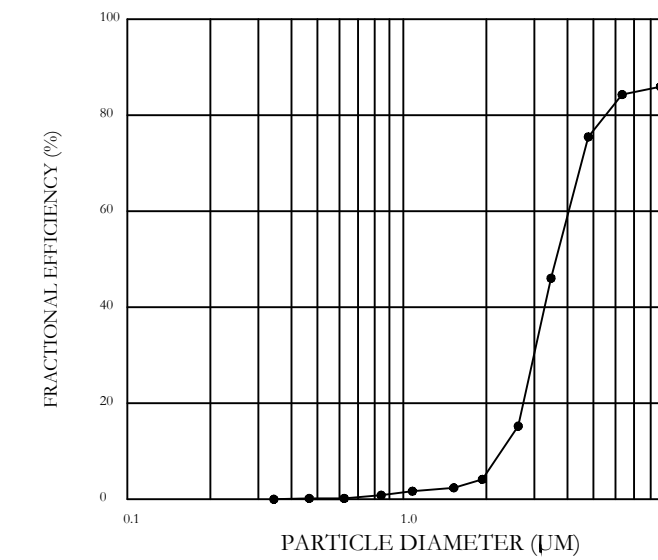
THE CAPTRATE GREASE-STOP SOLO FILTER IS A SINGLE-STAGE FILTER FEATURING A UNIQUE S-BAFFLE DESIGN IN CONJUNCTION WITH A SLOTTED REAR BAFFLE DESIGN, TO DELIVER EXCEPTIONAL FILTRATION EFFICIENCY.

FILTER IS STAINLESS STEEL CONSTRUCTION, AND SIZED TO FIT INTO STANDARD 2-INCH DEEP HOOD CHANNEL(S).

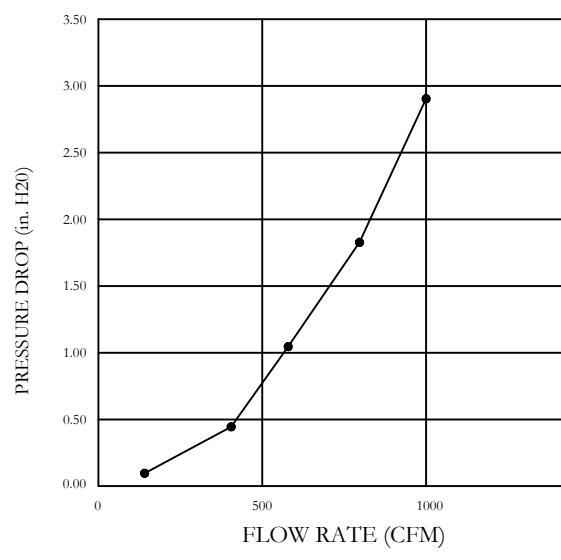
UNITS SHALL INCLUDE STAINLESS STEEL HANDLES AND A FASTENING DEVICE TO SECURE THE TWO COMPONENTS WHEN ASSEMBLED.

GREASE EXTRACTION EFFICIENCY PERFORMANCE SHALL REMOVE AT LEAST 75% OF GREASE PARTICLES FIVE MICRONS IN SIZE, AND 85% GREASE PARTICLES SEVEN MICRONS IN SIZE AND LARGER, WITH A CORRESPONDING PRESSURE DROP NOT TO EXCEED 1.0 INCHES OF WATER GAUGE. THE CAPTRATE GREASE-STOP SOLO WAS TESTED TO ASTM STANDARD ASTM F2519-05. MANUFACTURER APPROVED FOR USE IN SOLID FUEL APPLICATIONS AS A SPARK ARRESTER.

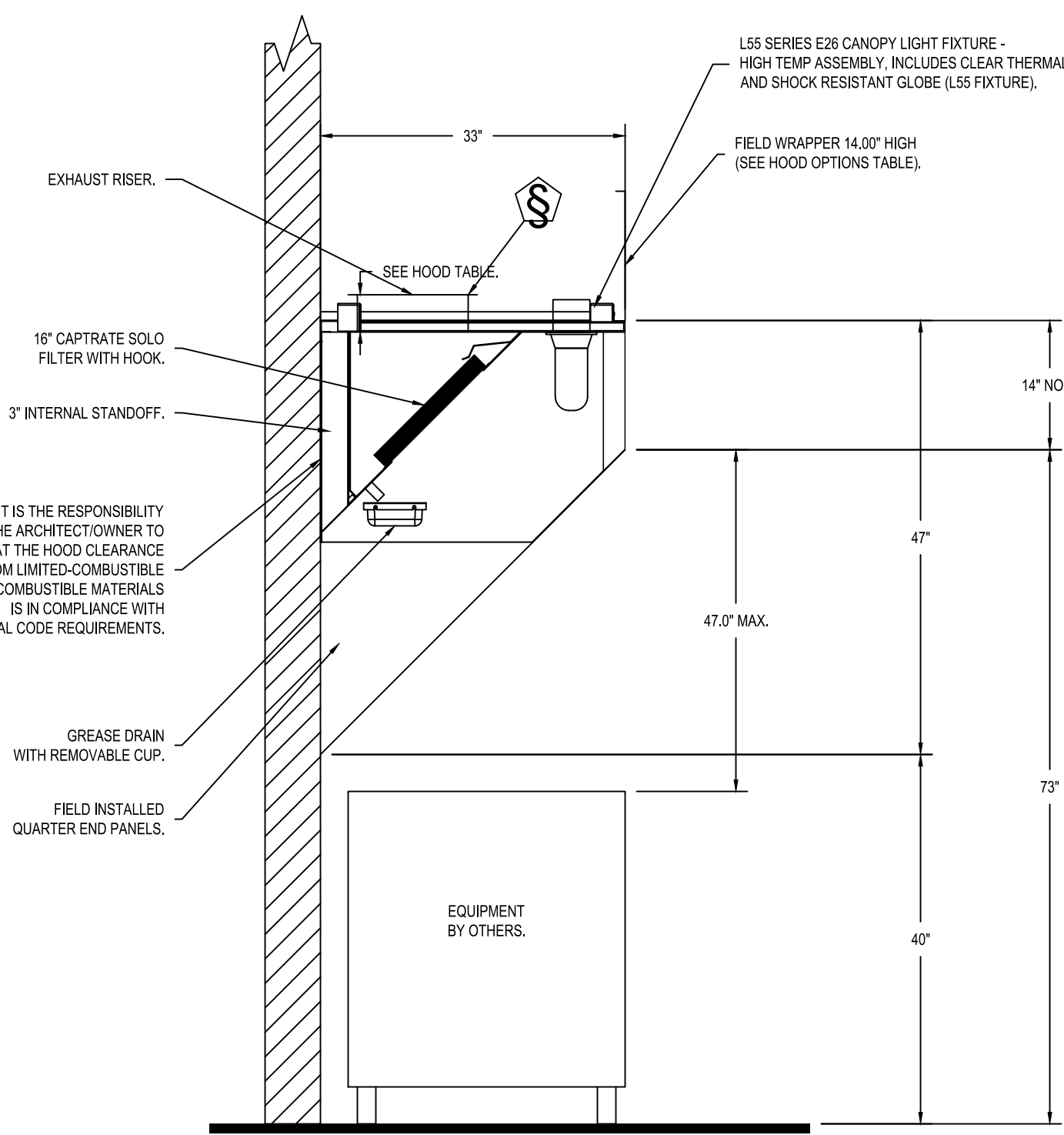
EFFICIENCY VS. PARTICLE DIAMETER



PRESSURE DROP VS. FLOW RATE



CAPTRATE FILTERS ARE BUILT IN COMPLIANCE WITH:
NFPA #96.
NSF STANDARD #2.
UL STANDARD #1046.
INT. MECH. CODE (IMC).
ULC-S649.



SECTION VIEW - MODEL 3347BD-2
HOOD - #1 & #2

REVISIONS	
DESCRIPTION	DATE

www.captivaire.com
reg60@captivaire.com

CAPTIVEAIRE

Florida National Accounts
239 N Hunt Club Blvd., STE 201, Longwood, FL 32779 PHONE: (407) 682 - 3100 FAX: 9192275913 EMAIL: reg60@captivaire.com

CULVERS DESIGN
1.0

DATE: 7/11/2024
DWG.#: 6912492
DRAWN BY: sluddyr
SCALE: 3/4" = 1'-0"
MASTER DRAWING

SHEET NO.
1

© 2024

LOWE'S ENGINEERING & ARCHITECTURE
P. D. AGRICULTURE
COUNTY ENGINEER
STATE OF TENNESSEE
No. 0010618

NEW CULVER'S RESTAURANT
505 Northgate Mall Drive
Chattanooga, TN 37415
County of HAMILTON

OWNER:
BSJ ENTERPRISES, LLC
4737 County Road 101 #256
Minnetonka, MN 55345
Jack Hillen
612-940-2168

OWNER:
OLLMANN ERNEST MARTIN ARCHITECTS
200 South State Street
Belvidere Illinois 61008
815-544-7190 Phone
© OEMA. All rights reserved. Any copying, transmission or disclosure subject to OEMA written approval.

HVAC SCHEDULES & DETAILS
- KITCHEN HOODS
Date: 11-20-2024
Revision:

2024-137
M202

EXHAUST FAN INFORMATION - JOB#6912492

FAN UNIT NO.	TAG	QTY	FAN UNIT MODEL #	MANUFACTURER	CFM	ESP	RPM	MOTOR ENDS	HP	BHP	PHASE	VOLT	FLA	DISCHARGE VELOCITY	WEIGHT (LBS)	SONES
1	PRV-1 RESTROOM	1	DR13FA	CAPTIVEAIR	300	0.500	1288	TEACDCM	0.250	0.0802	1	115	2.9		50	6.1
2	PRV-2	1	DUR5FA	CAPTIVEAIR	1500	1.412	1468	TEACDCM	1.000	0.5330	1	115	11.6	475 FPM	94	12.3
3	PRV-3	1	DUR5FA	CAPTIVEAIR	1500	1.290	1348	TEACDCM	1.000	0.4700	1	115	11.6	475 FPM	94	11.3
4	EF-1	1	CFA 10CA	CAPTIVEAIR	75	0.125	483	GENERALPURPOSE	0.116	0.0610	1	115	1.1		27	NA

FAN OPTIONS

FAN UNIT NO.	TAG	QTY	DESCRIPTION
1	PRV-1 RESTROOM	1	ECM WIRING PACKAGE - EXHAUST - MANUAL OR 0-10VDC REFERENCE SPEED CONTROL, ASC-TELECO, CCW ROTATION
		1	1128DD DAMPER
		1	2 YEAR PARTS WARRANTY
2	PRV-2	1	GREASE BOX
		1	ECM WIRING PACKAGE - MANUAL OR 0-10VDC REFERENCE SPEED CONTROL - RTC-TELECO MOTOR, CCW ROTATION
		1	FAN BASE CERAMIC SEAL - DUR5R5FA - SHIP LOOSE - FOR GREASE DUCTS
3	PRV-3	1	GREASE BOX
		1	ECM WIRING PACKAGE - MANUAL OR 0-10VDC REFERENCE SPEED CONTROL - RTC-TELECO MOTOR, CCW ROTATION
		1	FAN BASE CERAMIC SEAL - DUR5R5FA - SHIP LOOSE - FOR GREASE DUCTS
4	EF-1	1	MG1 - METAL GRILLE KIT
		1	WALL CAP - ACCEPTS 1" ROUND DUCT
		1	2 YEAR PARTS WARRANTY

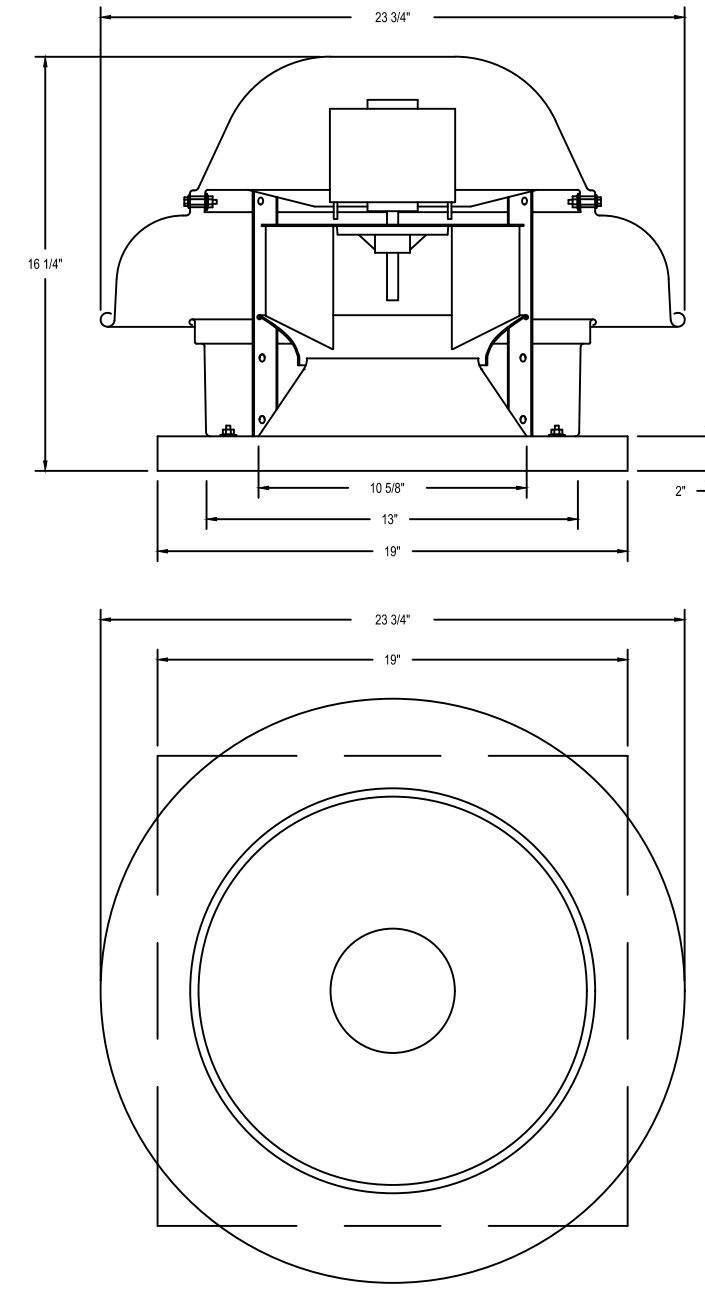
FAN ACCESSORIES

FAN UNIT NO.	TAG	EXHAUST	SUPPLY				
		GRAVITY DAMPER	WALL MOUNT	SIZE DISCHARGE	GRAVITY DAMPER	MOTORIZED DAMPER	WALL MOUNT
1	PRV-1 RESTROOM						
2	PRV-2	YES	YES				
3	PRV-3	YES					
4	EF-1						

CURB ASSEMBLIES

NO.	ON FAN	TAG	WEIGHT	ITEM	SIZE
1	#1	PRV-1 RESTROOM	22 LBS	CURB	17.500"W X 17.500"L X 20.000"H
2	#2	PRV-2	78 LBS	CURB	23.000"W X 23.000"L X 28.000"H VENTED HINGED 16 GAUGE
3	#3	PRV-3	78 LBS	CURB	23.000"W X 23.000"L X 28.000"H VENTED HINGED 16 GAUGE

FAN #1 (DR13FA) - EXHAUST FAN (PRV-1 RESTROOM)



TOP VIEW

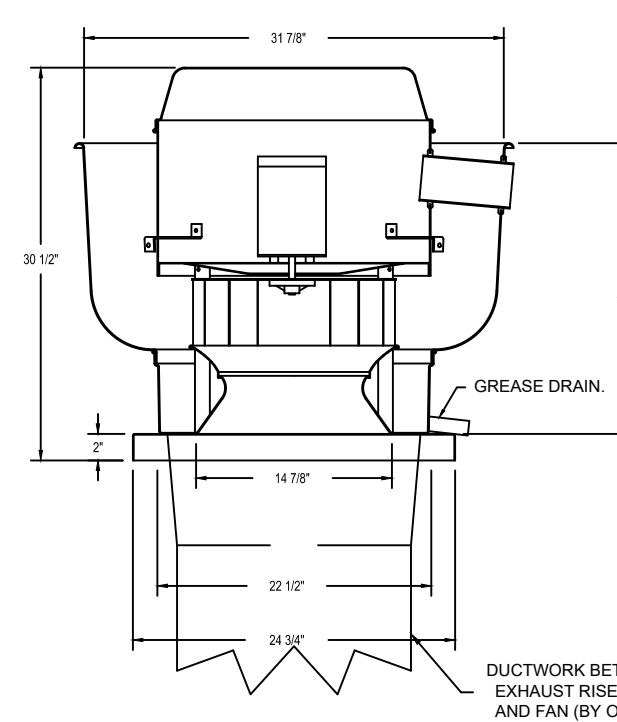
FEATURES:

- DIRECT DRIVE CONSTRUCTION (NO BELT/PULLEYS).
- ROOF MOUNTED FANS.
- UL705.
- SAFETY DISCONNECT.
- STANDARD BIRD SCREEN.
- SPEED CONTROL.
- THERMAL OVERLOAD PROTECTION (SINGLE PHASE).

OPTIONS:

- ECM WIRING PACKAGE - EXHAUST - MANUAL OR 0-10VDC REFERENCE SPEED CONTROL, ASC-TELECO, CCW ROTATION.
- 1128DD DAMPER.
- 2 YEAR PARTS WARRANTY.

FAN #2 (DUR-2) #3 (DUR-3) - DUR5FA EXHAUST FAN



TOP VIEW

FEATURES:

- DIRECT DRIVE CONSTRUCTION (NO BELT/PULLEYS).
- ROOF MOUNTED FANS.
- RESTAURANT MODEL.
- UL705 AND UL702 AND ULCS-8445.
- VARIABLE SPEED CONTROL.
- INTERNAL WIRING.
- THERMAL OVERLOAD PROTECTION (SINGLE PHASE).
- HIGH HEAT OPERATION 300°F (149°C).
- GREASE CLASSIFICATION TESTING.
- NEMA 3R SAFETY DISCONNECT SWITCH.

NORMAL TEMPERATURE USE TEST:

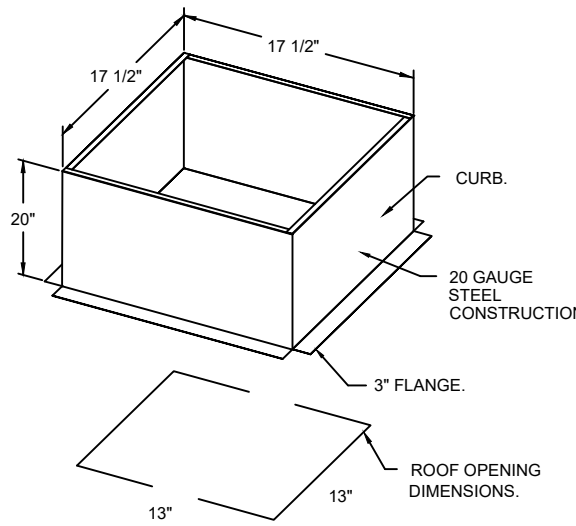
EXHAUST FAN MUST OPERATE CONTINUOUSLY WHILE EXHAUSTING AIR AT 300°F (149°C) UNTIL ALL FAN PARTS HAVE REACHED THERMAL EQUILIBRIUM, AND WITHOUT ANY DETRIMENTAL EFFECTS TO THE FAN WHICH WOULD CAUSE UNSAFE OPERATION.

ABNORMAL FLARE-UP TEST:

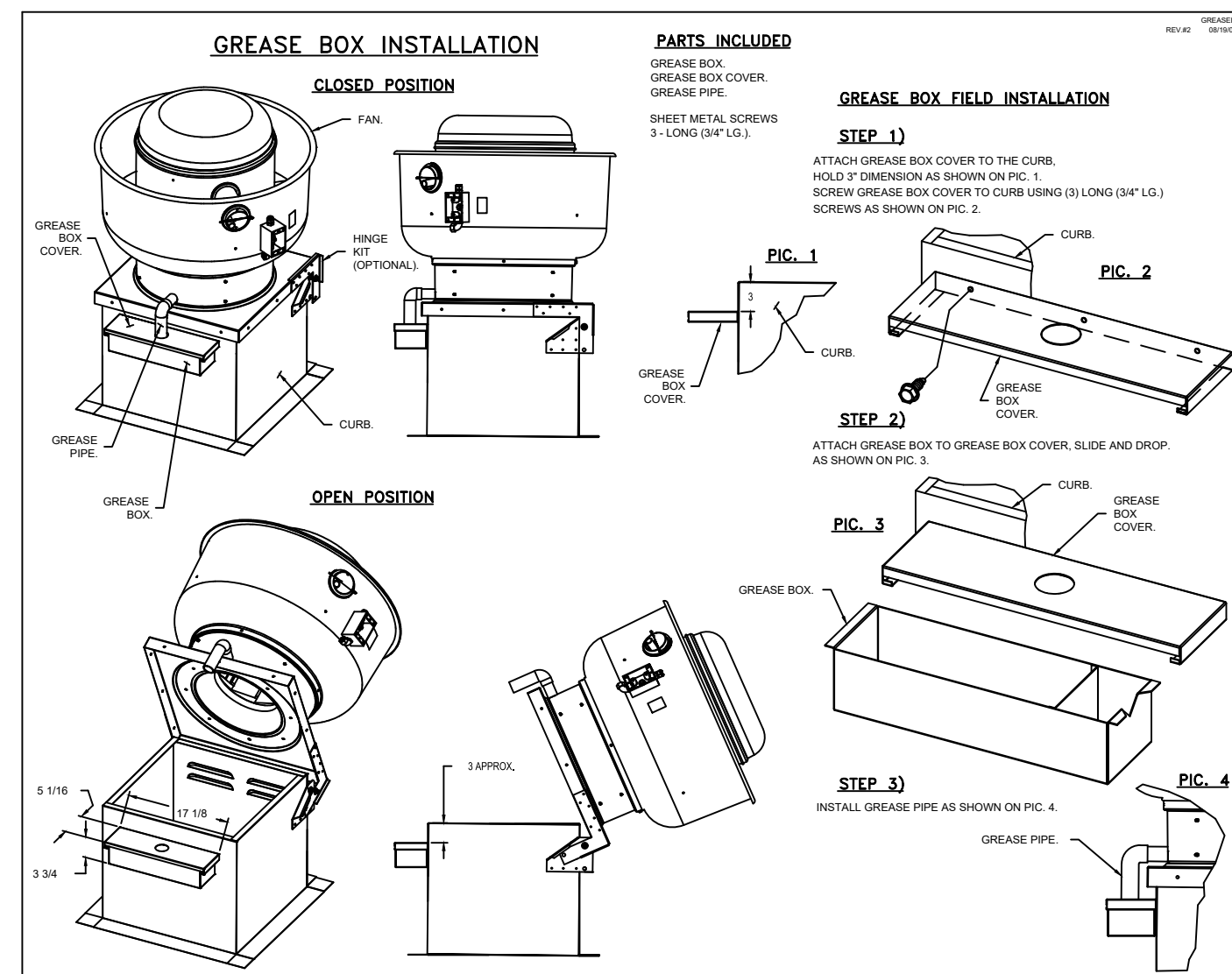
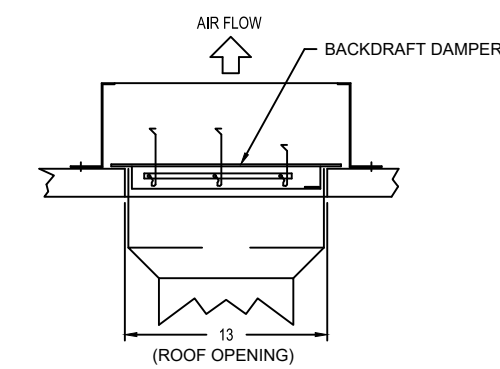
EXHAUST FAN MUST OPERATE CONTINUOUSLY WHILE EXHAUSTING BURNING GREASE VAPORS AT 300°F (149°C) FOR A PERIOD OF 15 MINUTES WITHOUT THE FAN BECOMING DAMAGED TO ANY EXTENT THAT COULD CAUSE AN UNSAFE CONDITION.

OPTIONS:

- GREASE BOX.
- ECM WIRING PACKAGE - MANUAL OR 0-10VDC REFERENCE SPEED CONTROL, RTC-TELECO MOTOR, CCW ROTATION.
- FAN BASE CERAMIC SEAL - DUR5R5FA - SHIP LOOSE - FOR GREASE DUCTS.
- 2 YEAR PARTS WARRANTY.

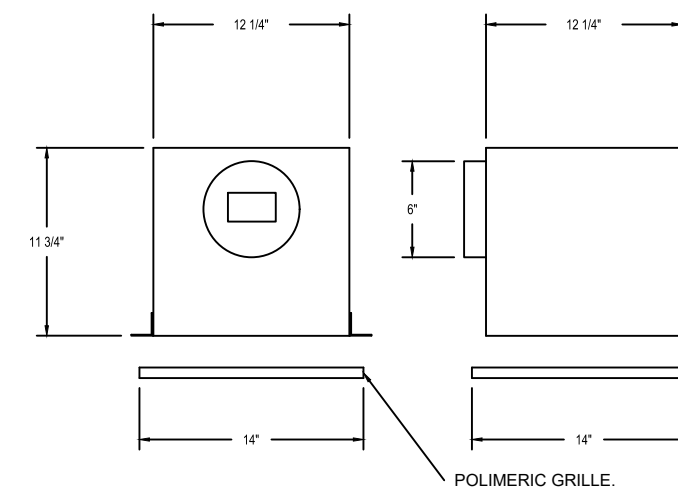


BACKDRAFT DAMPER INSTALLATION



NOTE: UL 705 INSTALL.

FAN #4 (CFA 10CA) - EXHAUST FAN (EF-1)

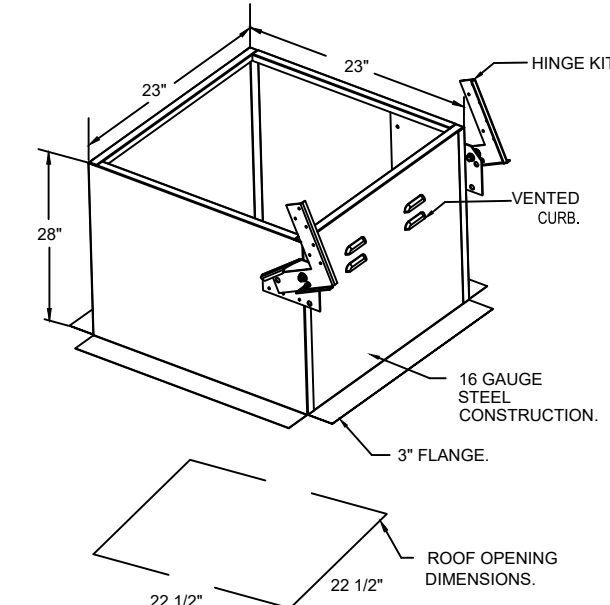


- FEATURES:**
- 1/2" ACOUSTIC HOUSING INSULATION.
 - 20 GA. GALVANIZED STEEL HOUSING.
 - PLUS TYPE DISCONNECT.
 - BUILT IN AUTOMATIC BACKDRAFT DAMPER.
 - AMCA SOUND & AIR CERTIFIED.
 - UL LISTED.
 - CAN BE INSTALLED IN CEILING OR WALL.
 - 8 POSITION MOUNTING BRACKETS.

OPTIONS:

- MG1 - METAL GRILLE KIT.
- WALL CAP - ACCEPTS 1" ROUND DUCT.
- 2 YEAR PARTS WARRANTY.

POLYMERIC GRILLE.



REVISIONS

NO.	DESCRIPTION	DATE:

CAPTIVE
Florida National Accounts
www.captiveair.com
239 N. Hunt Club Blvd., STE 201, Longwood, FL 32779 PHONE: (407) 882-3100 FAX: 9192275913 EMAIL: reg60@captiveair.com

CULVERS DESIGN
DATE: 7/11/2024
DWG.#: 6912492
DRAWN BY: sluddyjr
SCALE: 1/2" = 1'-0"
MASTER DRAWING
SHEET NO. 3

© 2024
NEW CULVER'S RESTAURANT
505 Northgate Mall Drive
Chattanooga, TN 37415
County of HAMILTON

OWNER:
BSJ ENTERPRISES, LLC
4737 County Road 101, #268
Minnetonka, MN 55345
Jack Hillen
612-940-2168

OLLMANN ERNEST MARTIN ARCHITECTS
200 South State Street
Belvidere Illinois 61008
815-544-7190 Phone
© OEMA. All rights reserved. Any copying, transmission or disclosure subject to OEMA written approval.

HVAC SCHEDULES & DETAILS -
EXHAUST FANS
Date: 11-20-2024
Revision:
2024-137
M204