

Report By:

**National TAB
1329 E. KEMPER ROAD
SUITE 4210
CINCINNATI, OH 45246**

NATIONAL TAB

Comfort. Under control.

**Report: RENEW - 1122
Function: Test, Adjust, & Balance
Date: 11/09/2022**

**PROJECT
09-12 FIVE GUYS #1840 - THORTON, CO
(RENEW)**

14326 LINCOLN ST
THORNTON, CO 80233

Client

Five Guys Enterprises LLC
20718 Richmond Highway
Lorton, VA 22079

National TAB

Project: 09-12 FIVE GUYS #1840 - THORTON, CO (RENEW)

Table Of Contents

Section	Page #
Checklist Data	3



Comfort. Under control.

09-12 FIVE GUYS #1840 - THORTON, CO (RENEW)

CheckList Information

Name : 5 GUYS HVAC PERFORMANCE EVALUATION **Status :** NotSubmitted
Assigned Organization : National TAB **Asset :**
Requesting Organization : National TAB


CheckList Item Details

STORE FRONT PICTURE



20221027_132734.jpg


ROOFTOP PICTURES (ADD THREE FROM DIFFERENT ANGLES)



20221027_114856.jpg



20221027_114905.jpg



20221027_114926.jpg

RTU1 (TAKE PICTURE OF UNIT)



20221027_114943.jpg

MFG & MODEL NUMBER	CARRIER 48HCFD12B2M5A0B0A0
OA CFM	544 CFM
OA DAMPER POSITION	20% OPEN



20221027_124719.jpg

FAN SUCTION AND DISCHARGE PRESSURE	1.12" SUCTION 0.98" DISCHARGE
BLOWER MOTOR RLA / FLA	6.6/7.1/6.8 FLA 10.6

RTU2 (TAKE PICTURE OF UNIT)



20221027_114946.jpg

MFG & MODEL NUMBER	CARRIER 48HCED08B2M5A0B0A0
OA CFM	217 CFM
OA DAMPER POSITION	10% OPEN



20221027_124814.jpg

FAN SUCTION AND DISHCHARGE PRESSURE	-0.58" SUCTION 0.38" DISCHARGE
BLOWER MOTOR RLA / FLA	4.02/3.9/4.2 FLA 6.9/6.7

KEF1 - HOOD 1 (TAKE PICTURE OF UNIT)



20221027_114950.jpg

MFG & MODEL NUMBER	CAPTIVEAIRE DU180HFA
EXH-CFM	2157 CFM
MOTOR RLA / FLA	2.8/2.9/2.8 FLA 9.5 3HP
KEF2 - HOOD 2 (TAKE PICTURE OF UNIT)	



20221027_114952.jpg

MFG & MODEL NUMBER	CAPTIVEAIRE CASRE18DD
EXH-CFM	1914 CFM
MOTOR RLA / FLA	3.1/3.1/2.1 FLA 8.7 3HP
MUA - ALL HOODS (TAKE PICTURE OF UNIT)	



20221027_114955.jpg

MFG & MODEL NUMBER	CAPTIVEAIRE A2-D.250-20D
MUA-CFM	0
MOTOR RLA/FLA	0 FLA 8.3 2 HP

KITCHEN HOODS (TAKE PICTURE OF HOODS)




20221027_114530.jpg

CONTROLS AND PERFORMANCE

TAKE PICTURE OF THERMOSTATS AND WALL SENSORS



20221027_121125.jpg



20221027_121103.jpg



20221027_121044.jpg

ARE THERMOSTATS PROGRAMMED FOR OCCUPIED HOURS AND IS THE FAN IN "ON" MODE DURING OCCUPIED TIMES

YES

BUILDING PRESSURE (FINAL)

-0.045"

HOOD CAPTURE (WITNESS COOKING OR SMOKE TEST)

100% KEELY

ANY COMMENTS:

MUA DOES NOT APPEAR FUNCTIONAL



20221027_123220.jpg

Notes/Comments :



Comfort. Under control.

09-12 FIVE GUYS #1840 - THORTON, CO (RENEW)


CheckList Information

Name :	RENEW SITE PICTURES & FINAL BUILDING PERFORMANCE	Status :	NotSubmitted
Assigned Organization :	National TAB	Asset :	
Requesting Organization :	National TAB		

CheckList Item Details

ROOF TOP BEFORE AND AFTER PICTURES


RTU 1 O.A. MESH FILTER (BEFORE AND AFTER)



Clean.jpeg



File.jpeg




FuseIT7ab8706ffdf7412...

RTU 1 FINAL FILTER (BEFORE AND AFTER)



File.jpeg



FuselTbe28a3101d1745e...

RTU 1 CONDENSER COIL (BEFORE AND AFTER)



Dirty(1).jpeg




Clean.jpeg

RTU 1 EVAPORATOR COIL (BEFORE AND AFTER)



Clean.jpeg



Dirty(1).jpeg

RTU 1 - CONDENSATE DRAIN



File.jpeg

RTU 1 CONDENSATE PAN



Pan.jpeg

RTU 1 COMBUSTION FAN AND BURNER CONTROLS COMPARTMENT



File.jpeg

RTU 1 HEAT EXCHANGER



File.jpeg

RTU 2 OA FILTER (BEFORE AND AFTER)



Clean.jpeg



Dirty(1).jpeg



FuseIT4d6da56ac5b44ac...

RTU 2 FINAL FILTER (BEFORE AND AFTER)




File.jpeg



FuseIT001fbc76d449429...

RTU 2 CONDENSER COIL (BEFORE AND AFTER)




Dirty(1).jpeg



Clean.jpeg

RTU 2 EVAPORATOR COIL (BEFORE AND AFTER)



Clean.jpeg



Dirty(1).jpeg

RTU 2 CONDENSATE DRAIN



Drain.jpeg

RTU 2 CONDENSATE PAN



Pan.jpeg

**RTU 2 COMBUSITION FAN AND BURNER CONTROLS
COMPARTMENT**



File.jpeg

RTU 2 HEAT EXCHANGER




File.jpeg

MUA FAN BEFORE AND AFTER PICTURES

MUA OA MESH FILTERS



Clean.jpeg




Dirty(1).jpeg

MUA BLOWER/MOTOR COMPARTMENT



File.jpeg

MUA HEATER CONTROLS COMPARTMENT



File.jpeg

MUA DX COIL, CONDENSATE PAN, AND DRAIN (IF UNIT HAS ONE)



File.jpeg

EXHAUST FAN BEFORE AND AFTER PICTURES

EXHAUST FAN KEF1 MOTOR HOUSING CLEANED



Dirty(1).jpeg



Clean.jpeg

EXHAUST FAN KEF1 GREASE CUP PROPERLY INSTALLED



File.jpeg

EXHAUST FAN KEF2 MOTOR HOUSING CLEANED



Dirty(1).jpeg



Clean.jpeg

EXHAUST FAN KEF2 GREASE CUP PROPERLY INSTALLED



File.jpeg

EXHAUST FAN KEF3 MOTOR HOUSING CLEANED

EF-1 RESTROOMS FAN HOUSING PICTURE



File.jpeg

EF-2 RESTROOMS FAN HOUSING PICTURE



File.jpeg

Notes/Comments :
