

Report By:

National TAB
1329 E. KEMPER ROAD
SUITE 4210
CINCINNATI, OH 45246



Report: TAB Report
Function: Test, Adjust, & Balance
Date: 11/19/2025
Completed By: National TAB

PROJECT

09-01-25 BOJANGLES #791 MARIETTA, GA

681 COBB PARKWAY N

MARIETTA, GA 30062

Client

Budderfly

National TAB

Project: 09-01-25 BOJANGLES #791 MARIETTA, GA

Table Of Contents

Section	Page #
Issue Data	3
Checklist Data	16
AHU/RTU	71
FAN - Exhaust	74
FAN - Supply	78
Kitchen Hood Type I	79

Issue List

- All Hoods: Damaged and Dirty Filters
- All Hoods: No End Panels
- All RTU: Dirty Filter
- All Units: Dirty Motor Compartment
- EF 1 and 2: Connector to Grease Catch
- EF 3 and 4: No Speed Control
- MAU: OA Filter Damaged
- RTU 1: No OA Compartment
- RTU 2 and 3: Dirty Evaporator Coils
- RTU 2 and 3: Rusty Heat Exchanger
- RTU 3: Disconnect Switch Cover
- Stained Ceiling Tiles and Diffuser



09-01-25 BOJANGLES #791 MARIETTA, GA

Project Issue Information

Issue Name : All Hoods: Damaged and Dirty Filters
Description : All hoods have dirty and damaged filters.
Created By : National TAB **Assigned To :** National TAB - Dan Hertenstein
Status : Open
Priority : High **Asset Tag :**
Originated Date : 11/17/2025 - Sagar Patel - National TAB


Project Issue File Details



11/17/2025



11/17/2025



11/17/2025



09-01-25 BOJANGLES #791 MARIETTA, GA

Project Issue Information

Issue Name : All Hoods: No End Panels
Description : Hood 1 is missing the right end panel. Hood 2 is missing both end panels. Hood 3 is missing the left end panel.
Created By : National TAB **Assigned To :** National TAB - Dan Hertenstein
Status : Open
Priority : Medium **Asset Tag :**
Originated Date : 11/17/2025 - Sagar Patel - National TAB

Project Issue File Details



11/17/2025



11/17/2025



11/17/2025



09-01-25 BOJANGLES #791 MARIETTA, GA


Project Issue Information

Issue Name : All RTU: Dirty Filter
Description : All RTUs have dirty filters.
Created By : National TAB **Assigned To :** National TAB - Dan Hertenstein
Status : Open
Priority : High **Asset Tag :**
Originated Date : 11/17/2025 - Sagar Patel - National TAB

Project Issue File Details



11/17/2025



11/17/2025



09-01-25 BOJANGLES #791 MARIETTA, GA

Project Issue Information

Issue Name : All Units: Dirty Motor Compartment
Description : All units have a dirty motor compartment
Created By : National TAB **Assigned To :** National TAB - Dan Hertenstein
Status : Open
Priority : Medium **Asset Tag :**
Originated Date : 11/17/2025 - Sagar Patel - National TAB

Project Issue File Details



11/17/2025



11/17/2025



11/17/2025



09-01-25 BOJANGLES #791 MARIETTA, GA

Project Issue Information

Issue Name : EF 1 and 2: Connector to Grease Catch
Description : A tube should be attached to the EF going into the grease catch to ensure no leakage onto the roof.
Created By : National TAB **Assigned To :** National TAB - Dan Hertenstein
Status : Open
Priority : High **Asset Tag :**
Originated Date : 11/17/2025 - Sagar Patel - National TAB

Project Issue File Details



11/17/2025



11/17/2025



09-01-25 BOJANGLES #791 MARIETTA, GA

Project Issue Information

Issue Name : EF 3 and 4: No Speed Control
Description : There is no speed control on EF 3 and 4.
Created By : National TAB **Assigned To :** National TAB - Dan Hertenstein
Status : Open
Priority : High **Asset Tag :**
Originated Date : 11/17/2025 - Sagar Patel - National TAB

Project Issue File Details



11/17/2025



11/17/2025



09-01-25 BOJANGLES #791 MARIETTA, GA

Project Issue Information

Issue Name : MAU: OA Filter Damaged
Description : The outside air filter is damaged on the unit.
Created By : National TAB **Assigned To :** National TAB - Dan Hertenstein
Status : Open
Priority : High **Asset Tag :**
Originated Date : 11/17/2025 - Sagar Patel - National TAB

Project Issue File Details



11/17/2025



09-01-25 BOJANGLES #791 MARIETTA, GA

Project Issue Information

Issue Name : RTU 1: No OA Compartment
Description : There is no outside air compartment in the mixed air compartment.
Created By : National TAB **Assigned To :** National TAB - Dan Hertenstein
Status : Open
Priority : High **Asset Tag :**
Originated Date : 11/17/2025 - Sagar Patel - National TAB

Project Issue File Details



11/17/2025



11/17/2025



09-01-25 BOJANGLES #791 MARIETTA, GA


Project Issue Information

Issue Name : RTU 2 and 3: Dirty Evaporator Coils
Description : The evaporator coils are dirty and is recommended to be cleaned.
Created By : National TAB **Assigned To :** National TAB - Dan Hertenstein
Status : Open
Priority : High **Asset Tag :**
Originated Date : 11/17/2025 - Sagar Patel - National TAB

Project Issue File Details



11/17/2025



11/17/2025



09-01-25 BOJANGLES #791 MARIETTA, GA

Project Issue Information

Issue Name : RTU 2 and 3: Rusty Heat Exchanger
Description : The heat exchanger in RTU 2 and 3 are rusted. No visible holes yet
Created By : National TAB **Assigned To :** National TAB - Dan Hertenstein
Status : Open
Priority : Medium **Asset Tag :**
Originated Date : 11/17/2025 - Sagar Patel - National TAB

Project Issue File Details



11/17/2025



11/17/2025



09-01-25 BOJANGLES #791 MARIETTA, GA

Project Issue Information

Issue Name : RTU 3: Disconnect Switch Cover
Description : RTU 3 does not have a cover for the disconnect switch
Created By : National TAB **Assigned To :** National TAB - Dan Hertenstein
Status : Open
Priority : Medium **Asset Tag :**
Originated Date : 09/04/2025 - Sagar Patel - National TAB

Project Issue File Details



09/04/2025



09-01-25 BOJANGLES #791 MARIETTA, GA

Project Issue Information

Issue Name : Stained Ceiling Tiles and Diffuser
Description : Ceiling tiles around the kitchen are stained. Diffuser in the kitchen are stained and showing signs of rust.
Created By : National TAB **Assigned To :** National TAB - Dan Hertenstein
Status : Open
Priority : High **Asset Tag :**
Originated Date : 11/17/2025 - Sagar Patel - National TAB


Project Issue File Details



11/17/2025



11/17/2025



11/17/2025

CheckList List

- CONDENSER INSPECTION
- EF1 INSPECTION
- EF2 INSPECTION
- EF3 INSPECTION
- EF4 INSPECTION
- GENERAL INSPECTION
- GENERAL PICTURES
- HOOD1 INSPECTION
- HOOD2 INSPECTION
- HOOD3 INSPECTION
- MUA INSPECTION
- RTU1 INSPECTION
- RTU2 INSPECTION
- RTU3 INSPECTION



09-01-25 BOJANGLES #791 MARIETTA, GA

CheckList Information

Name : CONDENSER INSPECTION **Status :** Completed
Assigned Organization : National TAB **Asset :**
Requesting Organization : National TAB
Created Date : 08/27/2025 - Trinity Dodds - National TAB
Completed Date : 11/17/2025 - Sagar Patel - National TAB

CheckList Item Details

This checklist is for non-RTU condensers. I.e., rooftop condensers for the walk in coolers, freezers, and split systems.

CONDENSER 1

Picture of nameplate

Comment:



11/17/2025

Picture of condenser

Comment:



11/17/2025



11/17/2025

Is the condenser free of damage? Note any concerns

Pass

Comment:

CONDENSER 2

Picture of nameplate

Comment:



11/17/2025

Picture of condenser

Comment:



11/17/2025



11/17/2025

Is the condenser free of damage? Note any concerns

Pass

Comment:

CONDENSER 3

Picture of nameplate

Comment:



11/17/2025

Picture of condenser

Comment:



11/17/2025



11/17/2025

Is the condenser free of damage? Note any concerns

Pass

Comment:

CONDENSER 4

Picture of nameplate

Comment:



11/17/2025

Picture of condenser

Comment:



11/17/2025



11/17/2025

Is the condenser free of damage? Note any concerns

Pass

Comment:

CONDENSER 4

Picture of nameplate

Comment:

N/A

Picture of condenser

Comment:

N/A

Is the condenser free of damage? Note any concerns

N/A

Comment:



09-01-25 BOJANGLES #791 MARIETTA, GA

CheckList Information

Name : EF1 INSPECTION **Status :** Completed

Assigned Organization : National TAB **Asset :**

Requesting Organization : National TAB

Created Date : 08/27/2025 - Trinity Dodds - National TAB

Completed Date : 11/19/2025 - Sagar Patel - National TAB

CheckList Item Details

EF Inspection:

Area served

Comment:

HOOD 1

Measure length and width of curb.

Comment:

25X25"

No unusual noise or vibration?

Pass

Comment:

List any visual damage

Pass

Comment:

If direct drive fan, is the speed controller or VFD functional?

N/A

Comment:

If belt driven are the pulleys in good condition and not rusted?

Pass

Comment:

Is the belt tight?

Pass

Comment:

Pictures

Unit nameplate

Comment:



09/04/2025

Exterior of fan from multiple angles

Comment:



09/04/2025



09/04/2025



09/04/2025

Inside of motor compartment

Comment:



09/04/2025



09-01-25 BOJANGLES #791 MARIETTA, GA

CheckList Information

Name : EF2 INSPECTION **Status :** Completed

Assigned Organization : National TAB **Asset :**

Requesting Organization : National TAB

Created Date : 08/27/2025 - Trinity Dodds - National TAB

Completed Date : 11/19/2025 - Sagar Patel - National TAB

CheckList Item Details

EF Inspection:

Area served

Comment:

HOOD 2

Measure length and width of curb.

Comment:

25X25"

No unusual noise or vibration?

Pass

Comment:

List any visual damage

Pass

Comment:

If direct drive fan, is the speed controller or VFD functional?

N/A

Comment:

If belt driven are the pulleys in good condition and not rusted?

Pass

Comment:

Is the belt tight?

Pass

Comment:

Pictures

Unit nameplate

Comment:



09/04/2025

Exterior of fan from multiple angles

Comment:



09/04/2025



09/04/2025



09/04/2025

Inside of motor compartment

Comment:



09/04/2025



09-01-25 BOJANGLES #791 MARIETTA, GA

CheckList Information

Name : EF3 INSPECTION **Status :** Completed

Assigned Organization : National TAB **Asset :**

Requesting Organization : National TAB

Created Date : 08/27/2025 - Trinity Dodds - National TAB

Completed Date : 11/19/2025 - Sagar Patel - National TAB

CheckList Item Details

EF Inspection:

Area served

Comment:

HOOD 3

Measure length and width of curb.

Comment:

21X21"

No unusual noise or vibration?

Pass

Comment:

List any visual damage

Pass

Comment:

If direct drive fan, is the speed controller or VFD functional?

Fail

Comment:

If belt driven are the pulleys in good condition and not rusted?

N/A

Comment:

Is the belt tight?

N/A

Comment:

Pictures

Unit nameplate

Comment:



09/04/2025

Exterior of fan from multiple angles

Comment:



09/04/2025



09/04/2025



09/04/2025

Inside of motor compartment

Comment:



09/04/2025



09-01-25 BOJANGLES #791 MARIETTA, GA

CheckList Information

Name : EF4 INSPECTION **Status :** Completed

Assigned Organization : National TAB **Asset :**

Requesting Organization : National TAB

Created Date : 09/04/2025 - Trinity Dodds - National TAB

Completed Date : 11/19/2025 - Sagar Patel - National TAB

CheckList Item Details

EF Inspection:

Area served

Comment:

RESTROOMS

Measure length and width of curb.

Comment:

18X18"

No unusual noise or vibration?

Pass

Comment:

List any visual damage

Pass

Comment:

If direct drive fan, is the speed controller or VFD functional?

Fail

Comment:

If belt driven are the pulleys in good condition and not rusted?

N/A

Comment:

Is the belt tight?

N/A

Comment:

Pictures

Unit nameplate

Comment:



09/04/2025

Exterior of fan from multiple angles

Comment:



09/04/2025




09/04/2025



09/04/2025

Inside of motor compartment

Comment:



11/17/2025



09-01-25 BOJANGLES #791 MARIETTA, GA

CheckList Information

Name : GENERAL INSPECTION **Status :** Completed

Assigned Organization : National TAB **Asset :**

Requesting Organization : National TAB

Created Date : 08/27/2025 - Trinity Dodds - National TAB

Completed Date : 11/18/2025 - Sagar Patel - National TAB

CheckList Item Details

General Inspection

Interview manager to find out what HVAC and KVS related issues they have and any recurring complaints (temperature, humidity, smoke capture, building pressure, drafting, etc).

Comment:

NO ISSUES OF SMOKE BUILD UP AND KITCHEN GETTING HOT DURING BUSY HOURS

With all fans running, measure the building pressure at all doors

Comment:

FRONT: -0.1321" SIDE: -0.0636" BACK: -0.0396"

Measure dining room temperature and humidity at three different times throughout the day. Report temp/humidity and time for each reading:

Comment:

TIME: 9:20 AM TEMP: 71F HUMIDITY: 59.7% TIME: 11:51 AM TEMP: 72F HUMIDITY: 60.6% TIME: 3:07 PM TEMP: 73F HUMIDITY: 62.4%

Measure back of house kitchen temperature and humidity at three different times throughout the day. Report temp/humidity and time for each reading:

Comment:

TIME: 9:12 AM TEMP: 72F HUMIDITY: 60.3% TIME: 11:43 AM TEMP: 74F HUMIDITY: 62.4% TIME: 2:58 PM TEMP: 74F HUMIDITY: 63.7%

Measure cookline temperature and humidity at three different times throughout the day. Report temp/humidity and time for each reading:

Comment:

TIME: 9:15 AM TEMP: 74F HUMIDITY: 63.1% TIME: 11:46 AM TEMP: 78F HUMIDITY: 63.8% TIME: 3:01 PM TEMP: 76F HUMIDITY: 65.2%

What is the high outside air temperature and humidity for the day the space temperatures were taken

Comment:

TEMP: 68F HUNMIDITY: 31%

Are all diffusers free of damage and rust?

Fail

Comment:

Is all ductwork connected above ceiling and has not come loose?

Pass

Comment:

Does all duct insulation above the ceiling appear to be intact?

Pass

Comment:

Create a basic drawing showing walls, diffuser locations, diffuser numbers, and hood locations. Upload to files section of HUB

Pass

Comment:



09-01-25 BOJANGLES #791 MARIETTA, GA

CheckList Information

Name : GENERAL PICTURES **Status :** Completed

Assigned Organization : National TAB **Asset :**

Requesting Organization : National TAB

Created Date : 08/27/2025 - Trinity Dodds - National TAB

Completed Date : 11/18/2025 - Sagar Patel - National TAB

CheckList Item Details

Take the following pictures

Rooftop from multiple angles

Comment:



11/17/2025



11/17/2025



11/17/2025

Exterior of the building from multiple angles

Comment:



11/18/2025



11/18/2025



11/18/2025

Dining area so that diffusers are visible

Comment:



11/17/2025



11/17/2025



11/17/2025

Kitchen areas so that diffusers are visible

Comment:



11/17/2025



11/17/2025



11/17/2025

Thermostats

Comment:



11/17/2025



11/18/2025

Temp/humidity sensors zoomed out

Comment:

NO SENSORS IN BULDING

Temp/humidity sensors zoomed out (continued)

Comment:

N/A

Breaker panels with doors open

Comment:



11/17/2025



11/17/2025

Breaker panels with doors open (continued)

Comment:

N/A

Any additional areas of concern (stained tiles, rusted diffusers, etc)

Comment:

N/A



09-01-25 BOJANGLES #791 MARIETTA, GA

CheckList Information

Name : HOOD1 INSPECTION **Status :** Completed

Assigned Organization : National TAB **Asset :**

Requesting Organization : National TAB

Created Date : 08/27/2025 - Trinity Dodds - National TAB

Completed Date : 11/17/2025 - Sagar Patel - National TAB

CheckList Item Details

Hood Inspection

Is the hood free of any damage? Pass

Comment:

Are there any end panels installed on either side of the hood? Fail

Comment:

Are all hood filters installed and free of damage? Fail

Comment:

Do hood filters appear to be clean? Fail

Comment:

Is all kitchen equipment pushed underneath the hood with at least 6" of overhang on all sides? Pass

Comment:

Is the MUA discharge plenum clean and not clogged? If there is a PSP shine a light into the perforated metal and see if the top layer appears to be clogged N/A

Comment:

Are any of the ceiling tiles stained around the hood?

Fail

Comment:

Perform a smoke test or observe heavy cooking and note the % capture:

Comment:

80%

Pictures

Hood nameplate

Comment:



11/17/2025

Exterior of hood zoomed out so that all kitchen equipment is visible

Comment:



11/17/2025

MUA plenum

Comment:

N/A

Inside of pre-wire panel

Comment:

N/A



09-01-25 BOJANGLES #791 MARIETTA, GA

CheckList Information

Name : HOOD2 INSPECTION **Status :** Completed

Assigned Organization : National TAB **Asset :**

Requesting Organization : National TAB

Created Date : 08/27/2025 - Trinity Dodds - National TAB

Completed Date : 11/17/2025 - Sagar Patel - National TAB

CheckList Item Details

Hood Inspection

Is the hood free of any damage?	Pass
---------------------------------	------

Comment:

Are there any end panels installed on either side of the hood?	Fail
--	------

Comment:

Are all hood filters installed and free of damage?	Fail
--	------

Comment:

Do hood filters appear to be clean?	Fail
-------------------------------------	------

Comment:

Is all kitchen equipment pushed underneath the hood with at least 6" of overhang on all sides?	Pass
--	------

Comment:

Is the MUA discharge plenum clean and not clogged? If there is a PSP shine a light into the perforated metal and see if the top layer appears to be clogged	N/A
---	-----

Comment:

Are any of the ceiling tiles stained around the hood?

Fail

Comment:

Perform a smoke test or observe heavy cooking and note the % capture:

Comment:

90%

Pictures

Hood nameplate

Comment:



11/17/2025

Exterior of hood zoomed out so that all kitchen equipment is visible

Comment:



11/17/2025

MUA plenum

Comment:

N/A

Inside of pre-wire panel

Comment:

N/A



09-01-25 BOJANGLES #791 MARIETTA, GA

CheckList Information

Name : HOOD3 INSPECTION **Status :** Completed

Assigned Organization : National TAB **Asset :**

Requesting Organization : National TAB

Created Date : 09/04/2025 - Trinity Dodds - National TAB

Completed Date : 11/17/2025 - Sagar Patel - National TAB

CheckList Item Details

Hood Inspection

Is the hood free of any damage? Pass

Comment:

Are there any end panels installed on either side of the hood? Fail

Comment:

Are all hood filters installed and free of damage? Fail

Comment:

Do hood filters appear to be clean? Fail

Comment:

Is all kitchen equipment pushed underneath the hood with at least 6" of overhang on all sides? Pass

Comment:

Is the MUA discharge plenum clean and not clogged? If there is a PSP shine a light into the perforated metal and see if the top layer appears to be clogged Fail

Comment:

Are any of the ceiling tiles stained around the hood?

Fail

Comment:

Perform a smoke test or observe heavy cooking and note the % capture:

Comment:

80%

Pictures

Hood nameplate

Comment:



11/17/2025

Exterior of hood zoomed out so that all kitchen equipment is visible

Comment:



11/17/2025

MUA plenum

Comment:



11/17/2025

Inside of pre-wire panel


Comment:



11/17/2025



11/17/2025



11/17/2025



09-01-25 BOJANGLES #791 MARIETTA, GA

CheckList Information

Name : MUA INSPECTION **Status :** Completed
Assigned Organization : National TAB **Asset :**
Requesting Organization : National TAB
Created Date : 08/27/2025 - Trinity Dodds - National TAB
Completed Date : 11/17/2025 - Sagar Patel - National TAB

CheckList Item Details

MUA Inspection

Comment:

Area served

Comment:

HOOD 3

No unusual noise or vibration?

Pass

Comment:

List any visual damage

Fail

Comment:

If direct drive fan, is the speed controller or VFD functional?

N/A

Comment:

If belt driven are the pulleys in good condition and not rusted?

Pass

Comment:

Is the belt tight?

Pass

Comment:

If there is a heater is it functional?

N/A

Comment:

Is gas valve turned on?

N/A

Comment:

If there is cooling, is it functional?

N/A

Comment:

If there is cooling, is the condenser in good condition?

N/A

Comment:

Pictures

Unit nameplate

Comment:



09/04/2025

Exterior of the unit from multiple angles

Comment:



11/17/2025



11/17/2025



11/17/2025

Inside of blower compartment

Comment:



11/17/2025

Inside of electrical compartment

Comment:

N/A

If there is conditioning, picture of the condenser nameplate

Comment:

N/A

If there is conditioning, picture of the condenser upclose

N/A

Comment:



09-01-25 BOJANGLES #791 MARIETTA, GA

CheckList Information

Name : RTU1 INSPECTION **Status :** Completed

Assigned Organization : National TAB **Asset :**

Requesting Organization : National TAB

Created Date : 08/27/2025 - Trinity Dodds - National TAB

Completed Date : 11/17/2025 - Sagar Patel - National TAB

CheckList Item Details

RTU Inspection

Area served

Comment:

DINING

Size of main supply drop

Comment:

22X28"

Size of main return drop

Comment:

22X28"

Evaporator coil is clean and in good condition

Pass

Comment:

Condenser coil is clean and in good condition

Pass

Comment:

Blower wheel is clean and in good condition

Fail

Comment:

Filters are clean

Fail

Comment:

Belt tight and in good condition

Pass

Comment:

Is an economizer installed and does it respond to adjustment?

Pass

Comment:

Does the unit have dehumidification?

Pass

Comment:

If the unit has dehumidification is the humidity sensor wired properly?

Pass

Comment:

Is the unit free of unusual noise and vibration?

Pass

Comment:

Feel around curb. Is there any noticeable air leakage while the unit is running?

Pass

Comment:

Cooling is functional

Pass

Comment:

Heating is functional


Pass

Comment:

Take the following pictures:

Close up of unit tag.

Comment:



09/04/2025

Multiple sides of unit

Comment:



09/04/2025



09/04/2025



09/04/2025

Compressors


Comment:



11/17/2025

Inside of electrical cabinet.

Comment:



11/17/2025

Close up of condensing coil

Comment:



11/17/2025

Blower compartment.


Comment:



11/17/2025

Mixed air compartment.

Comment:



11/17/2025




11/17/2025

Both sides of evaporator coil

Comment:



11/17/2025



11/17/2025

Return drop looking down from unit if possible.

Comment:



11/17/2025

Supply drop looking down from unit if possible.

Comment:

N/A

List any visual damage and take additional pictures if needed.

Comment:

N/A



09-01-25 BOJANGLES #791 MARIETTA, GA

CheckList Information

Name : RTU2 INSPECTION **Status :** Completed

Assigned Organization : National TAB **Asset :**

Requesting Organization : National TAB

Created Date : 08/27/2025 - Trinity Dodds - National TAB

Completed Date : 11/17/2025 - Sagar Patel - National TAB

CheckList Item Details

RTU Inspection

Area served

Comment:

FRONT COUNTER

Size of main supply drop

Comment:

20X28"

Size of main return drop

Comment:

20X28"

Evaporator coil is clean and in good condition

Fail

Comment:

Condenser coil is clean and in good condition

Pass

Comment:

Blower wheel is clean and in good condition

Fail

Comment:

Filters are clean

Fail

Comment:

Belt tight and in good condition

Pass

Comment:

Is an economizer installed and does it respond to adjustment?

Pass

Comment:

Does the unit have dehumidification?

Pass

Comment:

If the unit has dehumidification is the humidity sensor wired properly?

Pass

Comment:

Is the unit free of unusual noise and vibration?

Pass

Comment:

Feel around curb. Is there any noticeable air leakage while the unit is running?

Pass

Comment:

Cooling is functional

Pass

Comment:

Heating is functional

Pass

Comment:

Take the following pictures:

Close up of unit tag.

Comment:



09/04/2025

Multiple sides of unit

Comment:



09/04/2025



09/04/2025



09/04/2025

Compressors

Comment:



11/17/2025

Inside of electrical cabinet.

Comment:



09/04/2025

Close up of condensing coil

Comment:



11/17/2025

Blower compartment.

Comment:



09/04/2025

Mixed air compartment.

Comment:




11/17/2025

Both sides of evaporator coil

Comment:



11/17/2025



11/17/2025

Return drop looking down from unit if possible.

Comment:

N/A

Supply drop looking down from unit if possible.

Comment:

N/A

List any visual damage and take additional pictures if needed.

Comment:

N/A



09-01-25 BOJANGLES #791 MARIETTA, GA

CheckList Information

Name : RTU3 INSPECTION **Status :** Completed

Assigned Organization : National TAB **Asset :**

Requesting Organization : National TAB

Created Date : 08/27/2025 - Trinity Dodds - National TAB

Completed Date : 11/17/2025 - Sagar Patel - National TAB

CheckList Item Details

RTU Inspection

Area served

Comment:

KITCHEN

Size of main supply drop

Comment:

22X28"

Size of main return drop

Comment:

20X28"

Evaporator coil is clean and in good condition

Fail

Comment:

Condenser coil is clean and in good condition

Pass

Comment:

Blower wheel is clean and in good condition

Fail

Comment:

Filters are clean

Fail

Comment:

Belt tight and in good condition

Pass

Comment:

Is an economizer installed and does it respond to adjustment?

Pass

Comment:

Does the unit have dehumidification?

Pass

Comment:

If the unit has dehumidification is the humidity sensor wired properly?

Pass

Comment:

Is the unit free of unusual noise and vibration?

Pass

Comment:

Feel around curb. Is there any noticeable air leakage while the unit is running?

Pass

Comment:

Cooling is functional

Pass

Comment:

Heating is functional

Pass

Comment:

Take the following pictures:

Close up of unit tag.

Comment:



09/04/2025

Multiple sides of unit

Comment:



11/17/2025




11/17/2025



11/17/2025

Compressors


Comment:



11/17/2025

Inside of electrical cabinet.

Comment:



09/04/2025

Close up of condensing coil

Comment:



11/17/2025

Blower compartment.

Comment:



09/04/2025

Mixed air compartment.


Comment:



11/17/2025

Both sides of evaporator coil

Comment:



11/17/2025



11/17/2025

Return drop looking down from unit if possible.

Comment:

N/A

Supply drop looking down from unit if possible.

Comment:

N/A

List any visual damage and take additional pictures if needed.

Comment:

N/A

National TAB

Project: 09-01-25 BOJANGLES #791 MARIETTA, GA

System/Unit: AHU/RTU



Asset: RTU1

AREA:DINING

Unit Data	
	Actual
MFG	CARRIER
Serial Num	0819P32687
Model Num	48TCDM12A2A5A0A0A0

Motor Data	
	Actual
Motor MFG	N/L
Horsepower	N/L
Motor Rpm	N/L
Phase	3
Rated Voltage	208
Rated Amperage	10.6

Test Data	
	Actual
SF CFM	2602
SF RPM	872
MOTOR RPM	1759
RA CFM	2602
OA CFM	0
RL Voltage	121 / 118 / 120
RL Amperage	7.2 / 7.6 / 7.9
SF System SetPt	[1]
OA Damper Position	N/A
OA Damper Type	N/A

Performance Data	
	Actual
MA Plenum SP	-0.42"
Fan Suction SP	-0.71"
Fan Discharge SP	0.65"
Total ESP	1.07"
Fan Total SP	1.36"

Completed By: Sagar Patel on 11/18/2025

Notes:
[1] UNABLE TO READ SETPOINT

Written By: Sagar Patel on 11/17/2025

National TAB

Project: 09-01-25 BOJANGLES #791 MARIETTA, GA

System/Unit: AHU/RTU



Asset: RTU2

AREA:FRONT COUNTER

Unit Data	
	Actual
MFG	LENNOX
Serial Num	5605G18587
Model Num	LGC090S2BH2Y

Motor Data	
	Actual
Motor MFG	CENTURY AC MOTOR
Horsepower	2.0
Motor Rpm	1725
Phase	3
Rated Voltage	230
Rated Amperage	7.0

Test Data	
	Actual
SF CFM	3055
SF RPM	949
MOTOR RPM	1737
RA CFM	2353
OA CFM	702
RL Voltage	212 / 212 / 213
RL Amperage	6.4 / 6.4 / 6.7
SF System SetPt	[1]
OA Damper Position	40%
OA Damper Type	ECONOMIZER

Performance Data	
	Actual
MA Plenum SP	-0.51"
Fan Suction SP	-0.77"
Fan Discharge SP	0.46"
Total ESP	0.97"
Fan Total SP	1.23"

Completed By: Sagar Patel on 11/18/2025

Notes:
[1] UNABLE TO READ SETPOINT

Written By: Sagar Patel on 11/17/2025

National TAB

Project: 09-01-25 BOJANGLES #791 MARIETTA, GA

System/Unit: AHU/RTU



Asset: RTU3

AREA: KITCHEN

Unit Data	
	Actual
MFG	LENNOX
Serial Num	5605G18694
Model Num	LGC120S2BH2Y

Motor Data	
	Actual
Motor MFG	CENTURY AC MOTOR
Horsepower	3.0
Motor Rpm	1725
Phase	3.0
Rated Voltage	200
Rated Amperage	9.0

Test Data	
	Actual
SF CFM	2857
SF RPM	725
MOTOR RPM	1738
RA CFM	2245
OA CFM	612
RL Voltage	212 / 212 / 213
RL Amperage	7.4 / 7.4 / 7.5
SF System SetPt	[1]
OA Damper Position	35%
OA Damper Type	ECONOMIZER

Performance Data	
	Actual
MA Plenum SP	-0.38"
Fan Suction SP	-0.87"
Fan Discharge SP	0.21"
Total ESP	0.49"
Fan Total SP	1.08"

Completed By: Sagar Patel on 11/18/2025

Notes:
[1] UNABLE TO READ SETPOINT

Written By: Sagar Patel on 11/17/2025

National TAB

Project: 09-01-25 BOJANGLES #791 MARIETTA, GA

System/Unit: FAN - Exhaust



Asset: EF1

AREA:HOOD 1

Unit Data	
	Actual
MFG	[1]
Model Num	[1]
Serial Num	[1]

Motor Data	
	Actual
Horsepower	0.5
Motor Rpm	1730
Phase	3
Voltage (rated)	208
Amperage (rated)	1.81

Test Data	
	Actual
CFM	1248
Fan RPM	1148
Motor RPM	1776
System SetPt	[2]
RL Voltage	212 / 212 / 213
RL Amperage	[3]

Completed By: Sagar Patel on 11/18/2025

Notes:

[1] UNABLE TO READ, LABEL FADED

[2] UNABLE TO READ SETPOINT

[3] UNABLE TO READ AMPS SAFELY

Written By: Sagar Patel on 11/17/2025

National TAB

Project: 09-01-25 BOJANGLES #791 MARIETTA, GA

System/Unit: FAN - Exhaust



Asset: EF2

AREA:HOOD 2

Unit Data	
	Actual
MFG	[1]
Model Num	[1]
Serial Num	[1]

Motor Data	
	Actual
Horsepower	0.5
Motor Rpm	1730
Phase	3
Voltage (rated)	208
Amperage (rated)	1.81

Test Data	
	Actual
CFM	1477
Fan RPM	1146
Motor RPM	1739
System SetPt	[2]
RL Voltage	211 / 212 / 212
RL Amperage	[3]

Completed By: Sagar Patel on 11/18/2025

Notes:

[1] UNABLE TO READ, LABEL FADED

[2] UNABLE TO READ SETPOINT

[3] UNABLE TO READ AMPS SAFELY

Written By: Sagar Patel on 11/17/2025

National TAB

Project: 09-01-25 BOJANGLES #791 MARIETTA, GA

System/Unit: FAN - Exhaust



Asset: EF3

AREA:HOOD 3

Unit Data	
	Actual
MFG	[1]
Model Num	[1]
Serial Num	[1]

Motor Data	
	Actual
Horsepower	0.5
Motor Rpm	1625
Phase	1
Voltage (rated)	115
Amperage (rated)	7.4

Test Data	
	Actual
CFM	1664
Fan RPM	[2]
Motor RPM	[2]
System SetPt	[2]
RL Voltage	122
RL Amperage	5.1

Completed By: Sagar Patel on 11/18/2025

Notes:

[1] UNABLE TO READ, LABEL FADED

[2] NO SPEED CONTROL

Written By: Sagar Patel on 11/17/2025

National TAB

Project: 09-01-25 BOJANGLES #791 MARIETTA, GA

System/Unit: FAN - Exhaust



Asset: EF4

AREA:RESTROOMS

Unit Data	
	Actual
MFG	LOREN COOK COMPANY
Model Num	100 ACRUH 100R1 5DH
Serial Num	008SG20409-0070011301

Motor Data	
	Actual
Horsepower	0.125
Motor Rpm	1550
Phase	1
Voltage (rated)	115
Amperage (rated)	N/L

Test Data	
	Actual
CFM	463
Fan RPM	[1]
Motor RPM	[1]
System SetPt	[1]
RL Voltage	[2]
RL Amperage	[2]

Completed By: Sagar Patel on 11/18/2025

Notes:

[1] NO SPEED CONTROL AND NO POWER SWITCH

[2] UNABLE TO READ VOLTS AND AMPS SAFELY

Written By: Sagar Patel on 11/17/2025

National TAB

Project: 09-01-25 BOJANGLES #791 MARIETTA, GA

System/Unit: FAN - Supply



Asset: MUA1

AREA:HOOD 3

Unit Data	
	Actual
MFG	[1]
Model Num	[1]
Serial Num	[1]

Motor Data	
	Actual
Motor MFG	MARATHON
Horsepower	1.5
Motor Rpm	1725
Phase	3
Voltage (rated)	230
Amperage (rated)	4.6

Test Data	
	Actual
CFM	1193
SF RPM	627
Motor RPM	1733
SF System SetPt	[2]
RL Voltage	[3]
RL Amperage	[3]

Completed By: Sagar Patel on 11/18/2025

Notes:

[1] UNABLE TO READ, LABEL FADED

[2] UNABLE TO READ SETPOINT

[3] UNABLE TO READ VOLTS AND AMPS SAFELY

Written By: Sagar Patel on 11/19/2025

National TAB

Project: 09-01-25 BOJANGLES #791 MARIETTA, GA

System/Unit: Kitchen Hood Type I



Asset: HD1

AREA:KITCHEN HOOD 1

Unit Data	
	Actual
MFG	CAPTIVEAIRE
Model Num	[1]
Job / Serial Num	[1]
Hood length	108"
Hood Width	48"
Hood Height	78"

Test Data Exhaust		
	Design	Actual
Filter Type	-	CAPTRATE
Filter Size 1	-	16x20
Filter Qty 1	-	6
Filter AK factor size 1	-	2.08
Filter Total AK Area	-	109
Filter1 FPM	-	93
Filter2 FPM	-	105
Filter3 FPM	-	103
Filter4 FPM	-	106
Filter5 FPM	-	88
Filter6 FPM	-	109
CFM	-	1248

Cooking Equipment	
	Actual
Item 1	FRYER

Completed By: Sagar Patel on 11/19/2025

Notes:

[1] UNABLE TO READ, LABEL FADED

Written By: Sagar Patel on 11/17/2025

National TAB

Project: 09-01-25 BOJANGLES #791 MARIETTA, GA

System/Unit: Kitchen Hood Type I



Asset: HD2

AREA:KITCHEN HOOD 2

Unit Data	
	Actual
MFG	CAPTIVEAIRE
Model Num	[1]
Job / Serial Num	[1]
Hood length	98"
Hood Width	48"
Hood Height	78"

Test Data Exhaust		
	Design	Actual
Filter Type	-	CAPTRATE
Filter Size 1	-	16X20
Filter Qty 1	-	5
Filter AK factor size 1	-	2.08
Filter Total AK Area	-	10.40
Filter1 FPM	-	137
Filter2 FPM	-	157
Filter3 FPM	-	138
Filter4 FPM	-	148
Filter5 FPM	-	131
CFM	-	1477

Cooking Equipment	
	Actual
Item 1	GRIDDLE
Item 2	STOVE

Completed By: Sagar Patel on 11/18/2025

Notes:

[1] UNABLE TO READ, LABEL FADED

Written By: Sagar Patel on 11/17/2025

National TAB

Project: 09-01-25 BOJANGLES #791 MARIETTA, GA

System/Unit: Kitchen Hood Type I



Asset: HD3

AREA:KITCHEN HOOD 3

Unit Data	
	Actual
MFG	CAPTIVEAIRE
Model Num	[1]
Job / Serial Num	[1]
Hood length	72"
Hood Width	48"
Hood Height	78"
Supply Plenum Type	MAU
Supply Plenum Width	84"
Supply Plenum Length	16"

Test Data Supply	
	Actual
AK factor	9.33
Kv factor (Vel)	0.92
Num of Readings	6
Reading1 FPM	131
Reading2 FPM	149
Reading3 FPM	143
Reading4 FPM	134
Reading5 FPM	141
Reading6 FPM	138
Ave FPM(corr)	139
CFM	1193

Test Data Exhaust		
	Design	Actual
Filter Type	-	N/A
Filter Size 1	-	20X20
Filter Qty 1	-	1
Filter AK factor size 1	-	2.68
Filter Total AK Area	-	2.68
Filter1 FPM	-	621
CFM	-	1664

Cooking Equipment	
	Actual
Item 1	OVEN

Completed By: Sagar Patel on 11/18/2025

Notes:

[1] UNABLE TO READ, LABEL FADED

Written By: Sagar Patel on 11/17/2025