

Report By:

**National TAB
1329 E. KEMPER ROAD
SUITE 4210
CINCINNATI, OH 45246**



**Report: Test Report
Function: Test, Adjust, & Balance
Date: 11/19/2025
Completed By: National TAB**

PROJECT

09-01-25 BOJANGLES #791 MARIETTA, GA

681 COBB PARKWAY N

MARIETTA, GA 30062

Client

Budderfly

National TAB

Project: 09-01-25 BOJANGLES #791 MARIETTA, GA

Table Of Contents

Section	Page #
Issue Data	3
Checklist Data	16
AHU/RTU	71
FAN - Exhaust	77
FAN - Supply	81
Kitchen Hood Type I	82

Issue List

- All Hoods: Damaged and Dirty Filters
- All Hoods: No End Panels
- All RTU: Dirty Filter
- All Units: Dirty Motor Compartment
- EF 1 and 2: Connector to Grease Catch
- EF 3 and 4: No Speed Control
- MAU: OA Filter Damaged
- RTU 1: No OA Compartment
- RTU 2 and 3: Dirty Evaporator Coils
- RTU 2 and 3: Dirty Heat Exchanger
- RTU 3: Power Switch Cover
- Stained Ceiling Tiles and Diffuser



09-01-25 BOJANGLES #791 MARIETTA, GA

Project Issue Information

Issue Name : All Hoods: Damaged and Dirty Filters
Description : All hoods have dirty and damaged filters.
Created By : National TAB **Assigned To :** National TAB - Dan Hertenstein
Status : Open
Priority : High **Asset Tag :**
Originated Date : 11/17/2025 - Sagar Patel - National TAB


Project Issue File Details



11/17/2025



11/17/2025



11/17/2025



09-01-25 BOJANGLES #791 MARIETTA, GA

Project Issue Information

Issue Name : All Hoods: No End Panels
Description : Hood 1 is missing the right end panel. Hood 2 is missing both end panels. Hood 3 is missing the left end panel.
Created By : National TAB **Assigned To :** National TAB - Dan Hertenstein
Status : Open
Priority : Medium **Asset Tag :**
Originated Date : 11/17/2025 - Sagar Patel - National TAB

Project Issue File Details



11/17/2025



11/17/2025



11/17/2025



09-01-25 BOJANGLES #791 MARIETTA, GA


Project Issue Information

Issue Name : All RTU: Dirty Filter
Description : All RTUs have dirty filters.
Created By : National TAB **Assigned To :** National TAB - Dan Hertenstein
Status : Open
Priority : High **Asset Tag :**
Originated Date : 11/17/2025 - Sagar Patel - National TAB

Project Issue File Details



11/17/2025



11/17/2025



09-01-25 BOJANGLES #791 MARIETTA, GA

Project Issue Information

Issue Name : All Units: Dirty Motor Compartment
Description : All units have a dirty motor compartment
Created By : National TAB **Assigned To :** National TAB - Dan Hertenstein
Status : Open
Priority : **Medium** **Asset Tag :**
Originated Date : 11/17/2025 - Sagar Patel - National TAB

Project Issue File Details



11/17/2025



11/17/2025



11/17/2025



09-01-25 BOJANGLES #791 MARIETTA, GA

Project Issue Information

Issue Name : EF 1 and 2: Connector to Grease Catch
Description : A tube should be attached to the EF going into the grease catch to ensure no leakage onto the roof.
Created By : National TAB **Assigned To :** National TAB - Dan Hertenstein
Status : Open
Priority : High **Asset Tag :**
Originated Date : 11/17/2025 - Sagar Patel - National TAB

Project Issue File Details



11/17/2025



11/17/2025



09-01-25 BOJANGLES #791 MARIETTA, GA

Project Issue Information

Issue Name : EF 3 and 4: No Speed Control
Description : There is no speed control on EF 3 and 4.
Created By : National TAB **Assigned To :** National TAB - Dan Hertenstein
Status : Open
Priority : High **Asset Tag :**
Originated Date : 11/17/2025 - Sagar Patel - National TAB

Project Issue File Details



11/17/2025



11/17/2025



09-01-25 BOJANGLES #791 MARIETTA, GA

Project Issue Information

Issue Name : MAU: OA Filter Damaged
Description : The outside air filter is damaged on the unit.
Created By : National TAB **Assigned To :** National TAB - Dan Hertenstein
Status : Open
Priority : High **Asset Tag :**
Originated Date : 11/17/2025 - Sagar Patel - National TAB

Project Issue File Details



11/17/2025



09-01-25 BOJANGLES #791 MARIETTA, GA

Project Issue Information

Issue Name : RTU 1: No OA Compartment
Description : There is no outside air compartment in the mixed air compartment.
Created By : National TAB **Assigned To :** National TAB - Dan Hertenstein
Status : Open
Priority : High **Asset Tag :**
Originated Date : 11/17/2025 - Sagar Patel - National TAB

Project Issue File Details



11/17/2025



11/17/2025



09-01-25 BOJANGLES #791 MARIETTA, GA


Project Issue Information

Issue Name : RTU 2 and 3: Dirty Evaporator Coils
Description : The evaporator coils are dirty and is recommended to be cleaned.
Created By : National TAB **Assigned To :** National TAB - Dan Hertenstein
Status : Open
Priority : High **Asset Tag :**
Originated Date : 11/17/2025 - Sagar Patel - National TAB

Project Issue File Details



11/17/2025



11/17/2025



09-01-25 BOJANGLES #791 MARIETTA, GA

Project Issue Information

Issue Name : RTU 2 and 3: Dirty Heat Exchanger
Description : The heat exchanger in RTU 2 and 3 are dirty.
Created By : National TAB **Assigned To :** National TAB - Dan Hertenstein
Status : Open
Priority : Medium **Asset Tag :**
Originated Date : 11/17/2025 - Sagar Patel - National TAB

Project Issue File Details



11/17/2025



11/17/2025



09-01-25 BOJANGLES #791 MARIETTA, GA

Project Issue Information

Issue Name : RTU 3: Power Switch Cover
Description : RTU 3 does not have a cover for the power switch
Created By : National TAB **Assigned To :** National TAB - Dan Hertenstein
Status : Open
Priority : Medium **Asset Tag :**
Originated Date : 09/04/2025 - Sagar Patel - National TAB

Project Issue File Details



09/04/2025



09-01-25 BOJANGLES #791 MARIETTA, GA

Project Issue Information

Issue Name : Stained Ceiling Tiles and Diffuser
Description : Ceiling tiles around the kitchen are stained. Diffuser in the kitchen are stained and showing signs of rust.
Created By : National TAB **Assigned To :** National TAB - Dan Hertenstein
Status : Open
Priority : High **Asset Tag :**
Originated Date : 11/17/2025 - Sagar Patel - National TAB

Project Issue File Details



11/17/2025



11/17/2025



11/17/2025

CheckList List

- CONDENSER INSPECTION
- EF1 INSPECTION
- EF2 INSPECTION
- EF3 INSPECTION
- EF4 INSPECTION
- GENERAL INSPECTION
- GENERAL PICTURES
- HOOD1 INSPECTION
- HOOD2 INSPECTION
- HOOD3 INSPECTION
- MUA INSPECTION
- RTU1 INSPECTION
- RTU2 INSPECTION
- RTU3 INSPECTION



09-01-25 BOJANGLES #791 MARIETTA, GA

CheckList Information

Name : CONDENSER INSPECTION **Status :** Completed
Assigned Organization : National TAB **Asset :**
Requesting Organization : National TAB
Created Date : 08/27/2025 - Trinity Dodds - National TAB
Completed Date : 11/17/2025 - Sagar Patel - National TAB

CheckList Item Details

This checklist is for non-RTU condensers. I.e., rooftop condensers for the walk in coolers, freezers, and split systems.

CONDENSER 1

Picture of nameplate

Comment:



11/17/2025

Picture of condenser

Comment:



11/17/2025



11/17/2025

Is the condenser free of damage? Note any concerns

Pass

Comment:

CONDENSER 2

Picture of nameplate

Comment:



11/17/2025

Picture of condenser

Comment:



11/17/2025



11/17/2025

Is the condenser free of damage? Note any concerns

Pass

Comment:

CONDENSER 3

Picture of nameplate

Comment:



11/17/2025

Picture of condenser

Comment:



11/17/2025



11/17/2025

Is the condenser free of damage? Note any concerns

Pass

Comment:

CONDENSER 4

Picture of nameplate

Comment:



11/17/2025

Picture of condenser

Comment:



11/17/2025



11/17/2025

Is the condenser free of damage? Note any concerns

Pass

Comment:

CONDENSER 4

Picture of nameplate

Comment:

N/A

Picture of condenser

Comment:

N/A

Is the condenser free of damage? Note any concerns

N/A

Comment:



09-01-25 BOJANGLES #791 MARIETTA, GA

CheckList Information

Name : EF1 INSPECTION **Status :** Completed

Assigned Organization : National TAB **Asset :**

Requesting Organization : National TAB

Created Date : 08/27/2025 - Trinity Dodds - National TAB

Completed Date : 11/19/2025 - Sagar Patel - National TAB

CheckList Item Details

EF Inspection:

Area served

Comment:

HOOD 1

Measure length and width of curb.

Comment:

25X25"

No unusual noise or vibration?

Pass

Comment:

List any visual damage

Pass

Comment:

If direct drive fan, is the speed controller or VFD functional?

N/A

Comment:

If belt driven are the pulleys in good condition and not rusted?

Pass

Comment:

Is the belt tight?

Pass

Comment:

Pictures

Unit nameplate

Comment:



09/04/2025

Exterior of fan from multiple angles

Comment:



09/04/2025



09/04/2025



09/04/2025

Inside of motor compartment

Comment:



09/04/2025



09-01-25 BOJANGLES #791 MARIETTA, GA

CheckList Information

Name : EF2 INSPECTION **Status :** Completed

Assigned Organization : National TAB **Asset :**

Requesting Organization : National TAB

Created Date : 08/27/2025 - Trinity Dodds - National TAB

Completed Date : 11/19/2025 - Sagar Patel - National TAB

CheckList Item Details

EF Inspection:

Area served

Comment:

HOOD 2

Measure length and width of curb.

Comment:

25X25"

No unusual noise or vibration?

Pass

Comment:

List any visual damage

Pass

Comment:

If direct drive fan, is the speed controller or VFD functional?

N/A

Comment:

If belt driven are the pulleys in good condition and not rusted?

Pass

Comment:

Is the belt tight?

Pass

Comment:

Pictures

Unit nameplate

Comment:



09/04/2025

Exterior of fan from multiple angles

Comment:



09/04/2025



09/04/2025



09/04/2025

Inside of motor compartment

Comment:



09/04/2025



09-01-25 BOJANGLES #791 MARIETTA, GA

CheckList Information

Name : EF3 INSPECTION **Status :** Completed
Assigned Organization : National TAB **Asset :**
Requesting Organization : National TAB
Created Date : 08/27/2025 - Trinity Dodds - National TAB
Completed Date : 11/19/2025 - Sagar Patel - National TAB

CheckList Item Details

EF Inspection:

Area served

Comment:

HOOD 3

Measure length and width of curb.

Comment:

21X21"

No unusual noise or vibration?

Pass

Comment:

List any visual damage

Pass

Comment:

If direct drive fan, is the speed controller or VFD functional?

Fail

Comment:

If belt driven are the pulleys in good condition and not rusted?

N/A

Comment:

Is the belt tight?

N/A

Comment:

Pictures

Unit nameplate

Comment:



09/04/2025

Exterior of fan from multiple angles

Comment:



09/04/2025



09/04/2025



09/04/2025

Inside of motor compartment

Comment:



09/04/2025



09-01-25 BOJANGLES #791 MARIETTA, GA

CheckList Information

Name : EF4 INSPECTION **Status :** Completed

Assigned Organization : National TAB **Asset :**

Requesting Organization : National TAB

Created Date : 09/04/2025 - Trinity Dodds - National TAB

Completed Date : 11/19/2025 - Sagar Patel - National TAB

CheckList Item Details

EF Inspection:

Area served

Comment:

RESTROOMS

Measure length and width of curb.

Comment:

18X18"

No unusual noise or vibration?

Pass

Comment:

List any visual damage

Pass

Comment:

If direct drive fan, is the speed controller or VFD functional?

Fail

Comment:

If belt driven are the pulleys in good condition and not rusted?

N/A

Comment:

Is the belt tight?

N/A

Comment:

Pictures

Unit nameplate

Comment:



09/04/2025

Exterior of fan from multiple angles

Comment:



09/04/2025




09/04/2025



09/04/2025

Inside of motor compartment

Comment:



11/17/2025



09-01-25 BOJANGLES #791 MARIETTA, GA

CheckList Information

Name : GENERAL INSPECTION **Status :** Completed

Assigned Organization : National TAB **Asset :**

Requesting Organization : National TAB

Created Date : 08/27/2025 - Trinity Dodds - National TAB

Completed Date : 11/18/2025 - Sagar Patel - National TAB

CheckList Item Details

General Inspection

Interview manager to find out what HVAC and KVS related issues they have and any recurring complaints (temperature, humidity, smoke capture, building pressure, drafting, etc).

Comment:

NO ISSUES OF SMOKE BUILD UP AND KITCHEN GETTING HOT DURING BUSY HOURS

With all fans running, measure the building pressure at all doors

Comment:

FRONT: -0.1321" SIDE: -0.0636" BACK: -0.0396"

Measure dining room temperature and humidity at three different times throughout the day. Report temp/humidity and time for each reading:

Comment:

TIME: 9:20 AM TEMP: 71F HUMIDITY: 59.7% TIME: 11:51 AM TEMP: 72F HUMIDITY: 60.6% TIME: 3:07 PM TEMP: 73F HUMIDITY: 62.4%

Measure back of house kitchen temperature and humidity at three different times throughout the day. Report temp/humidity and time for each reading:

Comment:

TIME: 9:12 AM TEMP: 72F HUMIDITY: 60.3% TIME: 11:43 AM TEMP: 74F HUMIDITY: 62.4% TIME: 2:58 PM TEMP: 74F HUMIDITY: 63.7%

Measure cookline temperature and humidity at three different times throughout the day. Report temp/humidity and time for each reading:

Comment:

TIME: 9:15 AM TEMP: 74F HUMIDITY: 63.1% TIME: 11:46 AM TEMP: 78F HUMIDITY: 63.8% TIME: 3:01 PM TEMP: 76F HUMIDITY: 65.2%

What is the high outside air temperature and humidity for the day the space temperatures were taken

Comment:

TEMP: 68F HUNMIDITY: 31%

Are all diffusers free of damage and rust?

Fail

Comment:

Is all ductwork connected above ceiling and has not come loose?

Pass

Comment:

Does all duct insulation above the ceiling appear to be intact?

Pass

Comment:

Create a basic drawing showing walls, diffuser locations, diffuser numbers, and hood locations. Upload to files section of HUB

Pass

Comment:



09-01-25 BOJANGLES #791 MARIETTA, GA

CheckList Information

Name : GENERAL PICTURES **Status :** Completed
Assigned Organization : National TAB **Asset :**
Requesting Organization : National TAB
Created Date : 08/27/2025 - Trinity Dodds - National TAB
Completed Date : 11/18/2025 - Sagar Patel - National TAB

CheckList Item Details

Take the following pictures

Rooftop from multiple angles

Comment:



11/17/2025



11/17/2025



11/17/2025

Exterior of the building from multiple angles

Comment:



11/18/2025



11/18/2025



11/18/2025

Dining area so that diffusers are visible

Comment:



11/17/2025



11/17/2025



11/17/2025

Kitchen areas so that diffusers are visible

Comment:



11/17/2025



11/17/2025



11/17/2025

Thermostats

Comment:



11/17/2025



11/18/2025

Temp/humidity sensors zoomed out

Comment:

NO SENSORS IN BULDING

Temp/humidity sensors zoomed out (continued)

Comment:

N/A

Breaker panels with doors open

Comment:



11/17/2025



11/17/2025

Breaker panels with doors open (continued)

Comment:

N/A

Any additional areas of concern (stained tiles, rusted diffusers, etc)

Comment:

N/A



09-01-25 BOJANGLES #791 MARIETTA, GA

CheckList Information

Name : HOOD1 INSPECTION **Status :** Completed
Assigned Organization : National TAB **Asset :**
Requesting Organization : National TAB
Created Date : 08/27/2025 - Trinity Dodds - National TAB
Completed Date : 11/17/2025 - Sagar Patel - National TAB

CheckList Item Details

Hood Inspection

Is the hood free of any damage?	Pass
---------------------------------	------

Comment:

Are there any end panels installed on either side of the hood?	Fail
--	------

Comment:

Are all hood filters installed and free of damage?	Fail
--	------

Comment:

Do hood filters appear to be clean?	Fail
-------------------------------------	------

Comment:

Is all kitchen equipment pushed underneath the hood with at least 6" of overhang on all sides?	Pass
--	------

Comment:

Is the MUA discharge plenum clean and not clogged? If there is a PSP shine a light into the perforated metal and see if the top layer appears to be clogged	N/A
---	-----

Comment:

Are any of the ceiling tiles stained around the hood?

Fail

Comment:

Perform a smoke test or observe heavy cooking and note the % capture:

Comment:

80%

Pictures

Hood nameplate

Comment:



11/17/2025

Exterior of hood zoomed out so that all kitchen equipment is visible

Comment:



11/17/2025

MUA plenum

Comment:

N/A

Inside of pre-wire panel

Comment:

N/A



09-01-25 BOJANGLES #791 MARIETTA, GA

CheckList Information

Name : HOOD2 INSPECTION **Status :** Completed

Assigned Organization : National TAB **Asset :**

Requesting Organization : National TAB

Created Date : 08/27/2025 - Trinity Dodds - National TAB

Completed Date : 11/17/2025 - Sagar Patel - National TAB

CheckList Item Details

Hood Inspection

Is the hood free of any damage?	Pass
---------------------------------	------

Comment:

Are there any end panels installed on either side of the hood?	Fail
--	------

Comment:

Are all hood filters installed and free of damage?	Fail
--	------

Comment:

Do hood filters appear to be clean?	Fail
-------------------------------------	------

Comment:

Is all kitchen equipment pushed underneath the hood with at least 6" of overhang on all sides?	Pass
--	------

Comment:

Is the MUA discharge plenum clean and not clogged? If there is a PSP shine a light into the perforated metal and see if the top layer appears to be clogged	N/A
---	-----

Comment:

Are any of the ceiling tiles stained around the hood?

Fail

Comment:

Perform a smoke test or observe heavy cooking and note the % capture:

Comment:

90%

Pictures

Hood nameplate

Comment:



11/17/2025

Exterior of hood zoomed out so that all kitchen equipment is visible

Comment:



11/17/2025

MUA plenum

Comment:

N/A

Inside of pre-wire panel

Comment:

N/A



09-01-25 BOJANGLES #791 MARIETTA, GA

CheckList Information

Name : HOOD3 INSPECTION **Status :** Completed

Assigned Organization : National TAB **Asset :**

Requesting Organization : National TAB

Created Date : 09/04/2025 - Trinity Dodds - National TAB

Completed Date : 11/17/2025 - Sagar Patel - National TAB

CheckList Item Details

Hood Inspection

Is the hood free of any damage?	Pass
---------------------------------	------

Comment:

Are there any end panels installed on either side of the hood?	Fail
--	------

Comment:

Are all hood filters installed and free of damage?	Fail
--	------

Comment:

Do hood filters appear to be clean?	Fail
-------------------------------------	------

Comment:

Is all kitchen equipment pushed underneath the hood with at least 6" of overhang on all sides?	Pass
--	------

Comment:

Is the MUA discharge plenum clean and not clogged? If there is a PSP shine a light into the perforated metal and see if the top layer appears to be clogged	Fail
---	------

Comment:

Are any of the ceiling tiles stained around the hood?

Fail

Comment:

Perform a smoke test or observe heavy cooking and note the % capture:

Comment:

80%

Pictures

Hood nameplate

Comment:



11/17/2025

Exterior of hood zoomed out so that all kitchen equipment is visible

Comment:



11/17/2025

MUA plenum

Comment:



11/17/2025

Inside of pre-wire panel


Comment:



11/17/2025



11/17/2025



11/17/2025



09-01-25 BOJANGLES #791 MARIETTA, GA

CheckList Information

Name : MUA INSPECTION **Status :** Completed
Assigned Organization : National TAB **Asset :**
Requesting Organization : National TAB
Created Date : 08/27/2025 - Trinity Dodds - National TAB
Completed Date : 11/17/2025 - Sagar Patel - National TAB

CheckList Item Details

MUA Inspection

Comment:

Area served

Comment:

HOOD 3

No unusual noise or vibration?

Pass

Comment:

List any visual damage

Fail

Comment:

If direct drive fan, is the speed controller or VFD functional?

N/A

Comment:

If belt driven are the pulleys in good condition and not rusted?

Pass

Comment:

Is the belt tight?

Pass

Comment:

If there is a heater is it functional?

N/A

Comment:

Is gas valve turned on?

N/A

Comment:

If there is cooling, is it functional?

N/A

Comment:

If there is cooling, is the condenser in good condition?

N/A

Comment:

Pictures

Unit nameplate

Comment:



09/04/2025

Exterior of the unit from multiple angles

Comment:



11/17/2025



11/17/2025



11/17/2025

Inside of blower compartment

Comment:



11/17/2025

Inside of electrical compartment

Comment:

N/A

If there is conditioning, picture of the condenser nameplate

Comment:

N/A

If there is conditioning, picture of the condenser upclose

N/A

Comment:



09-01-25 BOJANGLES #791 MARIETTA, GA

CheckList Information

Name : RTU1 INSPECTION **Status :** Completed

Assigned Organization : National TAB **Asset :**

Requesting Organization : National TAB

Created Date : 08/27/2025 - Trinity Dodds - National TAB

Completed Date : 11/17/2025 - Sagar Patel - National TAB

CheckList Item Details

RTU Inspection

Area served

Comment:

DINING

Size of main supply drop

Comment:

22X28"

Size of main return drop

Comment:

22X28"

Evaporator coil is clean and in good condition

Pass

Comment:

Condenser coil is clean and in good condition

Pass

Comment:

Blower wheel is clean and in good condition

Fail

Comment:

Filters are clean

Fail

Comment:

Belt tight and in good condition

Pass

Comment:

Is an economizer installed and does it respond to adjustment?

Pass

Comment:

Does the unit have dehumidification?

Pass

Comment:

If the unit has dehumidification is the humidity sensor wired properly?

Pass

Comment:

Is the unit free of unusual noise and vibration?

Pass

Comment:

Feel around curb. Is there any noticeable air leakage while the unit is running?

Pass

Comment:

Cooling is functional

Pass

Comment:

Heating is functional


Pass

Comment:

Take the following pictures:

Close up of unit tag.

Comment:



09/04/2025

Multiple sides of unit

Comment:



09/04/2025



09/04/2025



09/04/2025

Compressors


Comment:



11/17/2025

Inside of electrical cabinet.

Comment:



11/17/2025

Close up of condensing coil

Comment:



11/17/2025

Blower compartment.


Comment:



11/17/2025

Mixed air compartment.

Comment:



11/17/2025




11/17/2025

Both sides of evaporator coil

Comment:



11/17/2025



11/17/2025

Return drop looking down from unit if possible.

Comment:



11/17/2025

Supply drop looking down from unit if possible.

Comment:

N/A

List any visual damage and take additional pictures if needed.

Comment:

N/A



09-01-25 BOJANGLES #791 MARIETTA, GA

CheckList Information

Name : RTU2 INSPECTION **Status :** Completed

Assigned Organization : National TAB **Asset :**

Requesting Organization : National TAB

Created Date : 08/27/2025 - Trinity Dodds - National TAB

Completed Date : 11/17/2025 - Sagar Patel - National TAB

CheckList Item Details

RTU Inspection

Area served

Comment:

FRONT COUNTER

Size of main supply drop

Comment:

20X28"

Size of main return drop

Comment:

20X28"

Evaporator coil is clean and in good condition

Fail

Comment:

Condenser coil is clean and in good condition

Pass

Comment:

Blower wheel is clean and in good condition

Fail

Comment:

Filters are clean

Fail

Comment:

Belt tight and in good condition

Pass

Comment:

Is an economizer installed and does it respond to adjustment?

Pass

Comment:

Does the unit have dehumidification?

Pass

Comment:

If the unit has dehumidification is the humidity sensor wired properly?

Pass

Comment:

Is the unit free of unusual noise and vibration?

Pass

Comment:

Feel around curb. Is there any noticeable air leakage while the unit is running?

Pass

Comment:

Cooling is functional

Pass

Comment:

Heating is functional

Pass

Comment:

Take the following pictures:

Close up of unit tag.

Comment:



09/04/2025

Multiple sides of unit

Comment:



09/04/2025



09/04/2025



09/04/2025

Compressors

Comment:



11/17/2025

Inside of electrical cabinet.

Comment:



09/04/2025

Close up of condensing coil

Comment:



11/17/2025

Blower compartment.

Comment:



09/04/2025

Mixed air compartment.

Comment:




11/17/2025

Both sides of evaporator coil

Comment:



11/17/2025



11/17/2025

Return drop looking down from unit if possible.

Comment:

N/A

Supply drop looking down from unit if possible.

Comment:

N/A

List any visual damage and take additional pictures if needed.

Comment:

N/A



09-01-25 BOJANGLES #791 MARIETTA, GA

CheckList Information

Name : RTU3 INSPECTION **Status :** Completed

Assigned Organization : National TAB **Asset :**

Requesting Organization : National TAB

Created Date : 08/27/2025 - Trinity Dodds - National TAB

Completed Date : 11/17/2025 - Sagar Patel - National TAB

CheckList Item Details

RTU Inspection

Area served

Comment:

KITCHEN

Size of main supply drop

Comment:

22X28"

Size of main return drop

Comment:

20X28"

Evaporator coil is clean and in good condition

Fail

Comment:

Condenser coil is clean and in good condition

Pass

Comment:

Blower wheel is clean and in good condition

Fail

Comment:

Filters are clean

Fail

Comment:

Belt tight and in good condition

Pass

Comment:

Is an economizer installed and does it respond to adjustment?

Pass

Comment:

Does the unit have dehumidification?

Pass

Comment:

If the unit has dehumidification is the humidity sensor wired properly?

Pass

Comment:

Is the unit free of unusual noise and vibration?

Pass

Comment:

Feel around curb. Is there any noticeable air leakage while the unit is running?

Pass

Comment:

Cooling is functional

Pass

Comment:

Heating is functional

Pass

Comment:

Take the following pictures:

Close up of unit tag.

Comment:



09/04/2025

Multiple sides of unit

Comment:



11/17/2025




11/17/2025



11/17/2025

Compressors


Comment:



11/17/2025

Inside of electrical cabinet.

Comment:



09/04/2025

Close up of condensing coil

Comment:



11/17/2025

Blower compartment.

Comment:



09/04/2025

Mixed air compartment.


Comment:



11/17/2025

Both sides of evaporator coil

Comment:



11/17/2025



11/17/2025

Return drop looking down from unit if possible.

Comment:

N/A

Supply drop looking down from unit if possible.

Comment:

N/A

List any visual damage and take additional pictures if needed.

Comment:

N/A

National TAB

Project: 09-01-25 BOJANGLES #791 MARIETTA, GA

System/Unit: AHU/RTU



Asset: RTU1

AREA:DINING

Unit Data		
	Design	Actual
MFG	NA	CARRIER
Serial Num	-	0819P32687
Model Num	NA	48TCDM12A2A5A0A0A0

Motor Data		
	Design	Actual
Motor MFG	-	N/L
Horsepower	-	N/L
Motor Rpm	-	N/L
Phase	-	3
Rated Voltage	-	208
Rated Amperage	-	10.6

Test Data		
	Design	Actual
SF CFM	-	2602
SF RPM	-	872
MOTOR RPM	-	1759
RA CFM	-	2602
OA CFM	-	0
RL Voltage	-	121 / 118 / 120
RL Amperage	-	7.2 / 7.6 / 7.9
SF System SetPt	-	[1]
OA Damper Position	-	N/A
OA Damper Type	-	N/A

Performance Data		
	Design	Actual
MA Plenum SP	-	-0.42"
Fan Suction SP	-	-0.71"
Fan Discharge SP	-	0.65"
Total ESP	-	1.07"
Fan Total SP	-	1.36"

Completed By: Sagar Patel on 11/18/2025

Notes:
[1] UNABLE TO READ SETPOINT

Written By: Sagar Patel on 11/17/2025

National TAB

Project:09-01-25 BOJANGLES #791 MARIETTA, GA

AHU/RTU



Diffuser Supply (GRD)

RTU1/DINING

Asset									
Asset Name	Location	Type	Size	DESIGN CFM	AK	CFM(1)	CFM(2)	FINAL CFM	% to design
SGRD1					1			389	-
SGRD2					1			341	-
SGRD3					1			278	-
SGRD4					1			346	-
SGRD5					1			268	-
SGRD6					1			471	-
SGRD7					1			303	-
SGRD8					1			206	-
SGRD9									
SGRD10									
SGRD11									
SGRD12									
Total				0		0	0	2602	0%

Completed By: Sagar Patel on 11/18/2025

National TAB

Project: 09-01-25 BOJANGLES #791 MARIETTA, GA

System/Unit: AHU/RTU



Asset: RTU2

AREA:FRONT COUNTER

Unit Data		
	Design	Actual
MFG	NA	LENNOX
Serial Num	-	5605G18587
Model Num	NA	LGC090S2BH2Y

Motor Data		
	Design	Actual
Motor MFG	-	CENTURY AC MOTOR
Horsepower	-	2.0
Motor Rpm	-	1725
Phase	-	3
Rated Voltage	-	230
Rated Amperage	-	7.0

Test Data		
	Design	Actual
SF CFM	-	3055
SF RPM	-	949
MOTOR RPM	-	1737
RA CFM	-	2353
OA CFM	-	702
RL Voltage	-	212 / 212 / 213
RL Amperage	-	6.4 / 6.4 / 6.7
SF System SetPt	-	[1]
OA Damper Position	-	40%
OA Damper Type	-	ECONOMIZER

Performance Data		
	Design	Actual
MA Plenum SP	-	-0.51"
Fan Suction SP	-	-0.77"
Fan Discharge SP	-	0.46"
Total ESP	-	0.97"
Fan Total SP	-	1.23"

Completed By: Sagar Patel on 11/18/2025

Notes:
[1] UNABLE TO READ SETPOINT

Written By: Sagar Patel on 11/17/2025

National TAB

Project:09-01-25 BOJANGLES #791 MARIETTA, GA

AHU/RTU



Diffuser Supply (GRD)

RTU2/FRONT COUNTER

Asset									
Asset Name	Location	Type	Size	DESIGN CFM	AK	CFM(1)	CFM(2)	FINAL CFM	% to design
SGRD1					1			176	-
SGRD2					1			128	-
SGRD3					1			756	-
SGRD4					1			744	-
SGRD5					1			738	-
SGRD6					1			301	-
SGRD7					1			212	-
SGRD8									
SGRD9									
SGRD10									
SGRD11									
SGRD12									
Total				0		0	0	3055	0%

Completed By: Sagar Patel on 11/18/2025

National TAB

Project: 09-01-25 BOJANGLES #791 MARIETTA, GA

System/Unit: AHU/RTU



Asset: RTU3

AREA:KITCHEN

Unit Data		
	Design	Actual
MFG	NA	LENNOX
Serial Num	-	5605G18694
Model Num	NA	LGC120S2BH2Y

Motor Data		
	Design	Actual
Motor MFG	-	CENTURY AC MOTOR
Horsepower	-	3.0
Motor Rpm	-	1725
Phase	-	3.0
Rated Voltage	-	200
Rated Amperage	-	9.0

Test Data		
	Design	Actual
SF CFM	-	2857
SF RPM	-	725
MOTOR RPM	-	1738
RA CFM	-	2245
OA CFM	-	612
RL Voltage	-	212 / 212 / 213
RL Amperage	-	7.4 / 7.4 / 7.5
SF System SetPt	-	[1]
OA Damper Position	-	35%
OA Damper Type	-	ECONOMIZER

Performance Data		
	Design	Actual
MA Plenum SP	-	-0.38"
Fan Suction SP	-	-0.87"
Fan Discharge SP	-	0.21"
Total ESP	-	0.49"
Fan Total SP	-	1.08"

Completed By: Sagar Patel on 11/18/2025

Notes:

[1] UNABLE TO READ SETPOINT

Written By: Sagar Patel on 11/17/2025

National TAB

Project:09-01-25 BOJANGLES #791 MARIETTA, GA

AHU/RTU



Diffuser Supply (GRD)

RTU3/KITCHEN

Asset									
Asset Name	Location	Type	Size	DESIGN CFM	AK	CFM(1)	CFM(2)	FINAL CFM	% to design
SGRD1					1			358	-
SGRD2					1			367	-
SGRD3					1			421	-
SGRD4					1			329	-
SGRD5					1			316	-
SGRD6					1			178	-
SGRD7					1			261	-
SGRD8					1			247	-
SGRD9					1			193	-
SGRD10					1			187	-
SGRD11									
SGRD12									
Total				0		0	0	2857	0%

Completed By: Sagar Patel on 11/18/2025

National TAB

Project: 09-01-25 BOJANGLES #791 MARIETTA, GA

System/Unit: FAN - Exhaust



Asset: EF1

AREA:HOOD 1

Unit Data		
	Design	Actual
MFG	NA	[1]
Model Num	NA	[1]
Serial Num	-	[1]

Motor Data		
	Design	Actual
Horsepower	-	0.5
Motor Rpm	-	1730
Phase	-	3
Voltage (rated)	-	208
Amperage (rated)	-	1.81

Test Data		
	Design	Actual
CFM	-	1248
Fan RPM	-	1148
Motor RPM	-	1776
System SetPt	-	[2]
RL Voltage	-	212 / 212 / 213
RL Amperage	-	[3]

Completed By: Sagar Patel on 11/18/2025

Notes:

[1] UNABLE TO READ, LABEL FADED

[2] UNABLE TO READ SETPOINT

[3] UNABLE TO READ AMPS SAFELY

Written By: Sagar Patel on 11/17/2025

National TAB

Project: 09-01-25 BOJANGLES #791 MARIETTA, GA

System/Unit: FAN - Exhaust



Asset: EF2

AREA:HOOD 2

Unit Data		
	Design	Actual
MFG	NA	[1]
Model Num	NA	[1]
Serial Num	-	[1]

Motor Data		
	Design	Actual
Horsepower	-	0.5
Motor Rpm	-	1730
Phase	-	3
Voltage (rated)	-	208
Amperage (rated)	-	1.81

Test Data		
	Design	Actual
CFM	-	1477
Fan RPM	-	1146
Motor RPM	-	1739
System SetPt	-	[2]
RL Voltage	-	211 / 212 / 212
RL Amperage	-	[3]

Completed By: Sagar Patel on 11/18/2025

Notes:

[1] UNABLE TO READ, LABEL FADED

[2] UNABLE TO READ SETPOINT

[3] UNABLE TO READ AMPS SAFELY

Written By: Sagar Patel on 11/17/2025

National TAB

Project: 09-01-25 BOJANGLES #791 MARIETTA, GA

System/Unit: FAN - Exhaust



Asset: EF3

AREA:HOOD 3

Unit Data		
	Design	Actual
MFG	NA	[1]
Model Num	NA	[1]
Serial Num	-	[1]

Motor Data		
	Design	Actual
Horsepower	-	0.5
Motor Rpm	-	1625
Phase	-	1
Voltage (rated)	-	115
Amperage (rated)	-	7.4

Test Data		
	Design	Actual
CFM	-	1664
Fan RPM	-	[2]
Motor RPM	-	[2]
System SetPt	-	[2]
RL Voltage	-	122
RL Amperage	-	5.1

Completed By: Sagar Patel on 11/18/2025

Notes:

[1] UNABLE TO READ, LABEL FADED

[2] NO SPEED CONTROL

Written By: Sagar Patel on 11/17/2025

National TAB

Project: 09-01-25 BOJANGLES #791 MARIETTA, GA

System/Unit: FAN - Exhaust



Asset: EF4

AREA:RESTROOMS

Unit Data		
	Design	Actual
MFG	NA	LOREN COOK COMPANY
Model Num	NA	100 ACRUH 100R1 5DH
Serial Num	-	008SG20409- 0070011301

Test Data		
	Design	Actual
CFM	-	463
Fan RPM	-	[1]
Motor RPM	-	[1]
System SetPt	-	[1]
RL Voltage	-	[2]
RL Amperage	-	[2]

Motor Data		
	Design	Actual
Horsepower	-	0.125
Motor Rpm	-	1550
Phase	-	1
Voltage (rated)	-	115
Amperage (rated)	-	N/L

Completed By: Sagar Patel on 11/18/2025

Notes:

[1] NO SPEED CONTROL AND NO POWER SWITCH

[2] UNABLE TO READ VOLTS AND AMPS SAFELY

Written By: Sagar Patel on 11/17/2025

National TAB

Project: 09-01-25 BOJANGLES #791 MARIETTA, GA

System/Unit: FAN - Supply



Asset: MUA1

AREA:HOOD 3

Unit Data		
	Design	Actual
MFG	NA	[1]
Model Num	NA	[1]
Serial Num	-	[1]

Test Data		
	Design	Actual
CFM	-	1193
SF RPM	-	627
Motor RPM	-	1733
SF System SetPt	-	[2]
RL Voltage	-	[3]
RL Amperage	-	[3]

Motor Data		
	Design	Actual
Motor MFG	-	MARATHON
Horsepower	-	1.5
Motor Rpm	-	1725
Phase	-	3
Voltage (rated)	-	230
Amperage (rated)	-	4.6

Completed By: Sagar Patel on 11/18/2025

Notes:

[1] UNABLE TO READ, LABEL FADED

[2] UNABLE TO READ SETPOINT

[3] UNABLE TO READ VOLTS AND AMPS SAFELY

Written By: Sagar Patel on 11/19/2025

National TAB

Project: 09-01-25 BOJANGLES #791 MARIETTA, GA

System/Unit: Kitchen Hood Type I



Asset: HD1

AREA:KITCHEN HOOD 1

Unit Data		
	Design	Actual
MFG	NA	CAPTIVEAIRE
Model Num	NA	[1]
Job / Serial Num	-	[1]
Hood length	-	108"
Hood Width	-	48"
Hood Height	-	78"

Test Data Exhaust		
	Design	Actual
Filter Type	-	CAPTRATE
Filter Size 1	-	16x20
Filter Qty 1	-	6
Filter AK factor size 1	-	2.08
Filter Total AK Area	-	109
Filter1 FPM	-	93
Filter2 FPM	-	105
Filter3 FPM	-	103
Filter4 FPM	-	106
Filter5 FPM	-	88
Filter6 FPM	-	109
CFM	-	1248

Cooking Equipment	
	Actual
Item 1	FRYER

Completed By: Sagar Patel on 11/19/2025

Notes:
[1] UNABLE TO READ, LABEL FADED

Written By: Sagar Patel on 11/17/2025

National TAB

Project: 09-01-25 BOJANGLES #791 MARIETTA, GA

System/Unit: Kitchen Hood Type I



Asset: HD2

AREA:KITCHEN HOOD 2

Unit Data		
	Design	Actual
MFG	NA	CAPTIVEAIRE
Model Num	NA	[1]
Job / Serial Num	-	[1]
Hood length	-	98"
Hood Width	-	48"
Hood Height	-	78"

Test Data Exhaust		
	Design	Actual
Filter Type	-	CAPTRATE
Filter Size 1	-	16X20
Filter Qty 1	-	5
Filter AK factor size 1	-	2.08
Filter Total AK Area	-	10.40
Filter1 FPM	-	137
Filter2 FPM	-	157
Filter3 FPM	-	138
Filter4 FPM	-	148
Filter5 FPM	-	131
CFM	-	1477

Cooking Equipment	
	Actual
Item 1	GRIDDLE
Item 2	STOVE

Completed By: Sagar Patel on 11/18/2025

Notes:

[1] UNABLE TO READ, LABEL FADED

Written By: Sagar Patel on 11/17/2025

National TAB

Project: 09-01-25 BOJANGLES #791 MARIETTA, GA

System/Unit: Kitchen Hood Type I



Asset: HD3

AREA:KITCHEN HOOD 3

Unit Data		
	Design	Actual
MFG	NA	CAPTIVEAIRE
Model Num	NA	[1]
Job / Serial Num	-	[1]
Hood length	-	72"
Hood Width	-	48"
Hood Height	-	78"
Supply Plenum Type	-	MAU
Supply Plenum Width	-	84"
Supply Plenum Length	-	16"

Test Data Supply		
	Design	Actual
AK factor	-	9.33
Kv factor (Vel)	-	0.92
Num of Readings	-	6
Reading1 FPM	-	131
Reading2 FPM	-	149
Reading3 FPM	-	143
Reading4 FPM	-	134
Reading5 FPM	-	141
Reading6 FPM	-	138
Ave FPM(corr)	-	139
CFM	-	1193

Test Data Exhaust		
	Design	Actual
Filter Type	-	N/A
Filter Size 1	-	20X20
Filter Qty 1	-	1
Filter AK factor size 1	-	2.68
Filter Total AK Area	-	2.68
Filter1 FPM	-	621
CFM	-	1664

Cooking Equipment	
	Actual
Item 1	OVEN

Completed By: Sagar Patel on 11/18/2025

Notes:
[1] UNABLE TO READ, LABEL FADED

Written By: Sagar Patel on 11/17/2025