

Report By:



National TAB
1329 E Kemper Rd, Ste 4210
Cincinnati, OH 45246

Report: Renew
Date: 4/18/2022

PROJECT

FREDDY'S HCI - FAYETTEVILLE, NC (3205) - RENEW 2FCB (3)

4825 Ramsey Street (US401N)
Fayetteville, NC 28311

Client

HCI Hospitality
520 McCall Road
Manhattan, KS 66502

Powered by



FACILIBUILD

www.facilibuild.com

National TAB

Project: FREDDY'S HCI - FAYETTEVILLE, NC (3205) - RENEW 2FCB (3)

Table Of Contents

Section	Page #
Recommendation List	3
Site Pictures	4
Summary Data	20
Checklist Data	21
AHU/RTU	27
FAN - Supply	32
FAN - Exhaust	33
COIL - DX	37

RECOMMENDATION LIST

Assigned Organization: National TAB

Status: Not Submitted

Asset:

INFO	Extreme weather while on site. Testing was limited. Due to low temperature outside cooling could not be properly tested. Will retest next visit.
RECOMMENDATION (CLEAN/REPAIR/REPLACE/INFO)	
INFO	RTU-3 (Kitchen) door came of the unit in a storm and stripped the screw holes. New holes and screws were put into the door to secure it.
REPAIR	The Walk-In freezer has frost building up on the refrigeration lines. Service providers have tried to resolve the issues, but with no success.
REPAIR	HMI screen has a black spot. Possible drink was spilled on it someone hitting the buttons to hard.
REPAIR	Both restroom exhaust fans are not operational.

Notes/Comments:



FREDDYS FAYETTEVILLE

Assigned To Freddy's HCI



HMI BLACK OUT



RTU-3 DOOR OFF UNIT




FROZEN LIN ON WALK IN COOLER



ICE BUILDUP ON CEILING

Assigned To Walkinfreezer



WALK IN FREEZER DIRTY



WALK IN FREEZER CLEAN



WALK IN COOLER DIRTY



WALK-IN COOLER CLEANED



MEAT COOLER DIRTY



MEAT COOLER CLEAN




PREP STATION DIRTY



PREP STATION CLEAN



FREYR DIRTY



FRYER FREEZER CONDENSER CLEAN



SUNDAY STATION DIRTY




SUNDAY STATION CLEAN



ICE MACHINE DIRTY



ICE MACHINE CLEAN



SODA MACHIN DIRTY



SODA MACHINE CLEAN

RR EX FAN

Assigned To Womens



RR EX FAN

Assigned To MENS



RTU-1 OA DIRTY



RTU-1 OA CLEAN



RTU-2 OA DIRTY



RTU-2 OA CLEAN



RTU-3 OA DIRTY




RTU-3 OA CLEAN



MUA OA DIRTY




MAU OA CLEAN



RTU-1 CONDENSER DIRTY



RTU-1 CONDENSER CLEAN




RTU-2 CONDENSER DIRTY



RTU-2 CONDENSER CLEAN



RTU-3 CONDENSER DIRTY



RTU-3 CONDENSER CLEAN




ICE MACHINE CONDENSER DIRTY



ICE MACHINE CONDENSER CLEAN



SODA MACHINE CONDENSER DIRTY



SODA MACHIN CONDENSER CLEAN



WALK-IN COOLER CONDENSER DIRTY



WALK-IN COOLER CONDENSER CLEAN




WALK IN FREEZER CONDENSER DIRTY




WALK IN FREEZER CONDENSER DIRTY




RTU-1 EVAP COIL DIRTY




RTU-1 EVAP COIL CLEAN



RTU-2 EVAP COIL DIRTY



RTU-2 EVAP COIL CLEAN



RTU-3 EVAP COIL DIRTY



RTU-3 EVAP COIL CLEAN



RTU-1 EVAP FILTER DIRTY



RTU-1 EVAP FILTER CLEAN



RTU-2 EVAP FILTER DIRTY



RTU-1 EVAP FILTER CLEAN




RTU-3 EVAP FILTER DIRTY



RTU-3 EVAP FILTER CLEAN



RTU-1 CONDENSATION TRAY CLEAN



RTU-2 CONDENSATION TRAY CLEAN



RTU-3 CONDENSATION TRAY CLEAN



RTU-1 CONDENSATION DRAIN CLEAN



RTU-2 CONDENSATION DRAIN CLEAN



RTU-3 CONDENSATION DRAIN CLEAN

Project Summary

The purpose of the visit is to perform preventative maintenance for the store. We change belts and filters, clean evaporators and condenser, and check refrigeration and heating cycle where possible. We also, check and set exhaust, outside air, and make up air coming in out of the build to the engineer's design and/or to make the space as comfortable and healthy as possible. All of this ensures a healthy and comfortable space, extends service life of units, and reduces the number of future repairs by prevention.

Freddy's locations for preventative maintenance are done in a pair. This allows two stores preventative maintenance to be completed in one day. To accomplish this the food equipment will be cleaned every 6 months. So, every other visit to a store the food equipment will be evaluated and cleaned. Food equipment was evaluated this trip.

RTUs: There evaporator coil was rinsed off and cleaned. During warmer months a self-cleaning chemical is sprayed on the evaporator. The outside air filters were rinsed off to remove any dirty, so the unit stays at the designated outside air set point. Based on static pressures, amps, and fan rpm it shows that the total supply has not changed since the last test and balance.

MAU: The intake filters had slight dirt accumulation. They were washed.

All exhaust fans were cleaned out on the roof. The vents to the motor were cleaned so they can vent properly.

Food equipment condensers were cleaned. The Walk-In evaporator were cleaned. All equipment is in good health unless stated in the Recommendation List.

All issues found are reported in the Recommendation list at the start of the report.

**BUILDING PRESSURE
SET POINTS**

Assigned Organization: National TAB

Status: Not Submitted

Asset:

INITIAL AIRFLOWS:	
OA RTU-1 (DINING)	(1)
OA RTU-2 (DINING)	(1)
OA RTU-3 (KITCHEN)	(1)
KEF-1 (GRIDDLE)	2175
KEF-2 (FRYER)	1370
EF-1 (RESTROOM)	0
EF-2 (RESTROOM)	0
MAU-1	(1)
TOTAL EXHUAST	- -
TOTAL SUPPLY	- -
NET AIRFLOW	
BUILDING PRESSURE (in W.C.)	
INITIAL BUILDING PRESSURE	0.028
FINAL BUILDING PRESSURE	0.033

Notes/Comments:

WEATHER LIMITED TESTING HIGH WINDS COLD WEATHER AND HEAVY RAIN WHILE ON SITE.

**PM CHECKLIST
CONDENSATE DRAINS**

Assigned Organization: National TAB

Status: Not Submitted

Asset:

Condensate Traps (RTU 1/RTU 2/RTU 3)	
Record height of trap on A side	4/4/4
Record height of trap on B side	1/1/1
Calculate the Height of the trap (H) [A-B=H]	3/3/3
Calculate the minimum required height of the trap (1.5" plus Fan Fan. Suc. S.P.)	2.5/2.6/2.93
Is the trap properly size?	YES
Is the evaporator drip pan cleared of debris? (Include Picture)	YES
Is trap properly put together and not damaged? (Include Picture)	YES
Trap flushed with water and debris removed from the trap?	YES

Notes/Comments:

PM CHECKLIST COOLING SEASON

Assigned Organization: National TAB

Status: Not Submitted

Asset:

COOLING SEASON CHECKLIST	
Does the thermostat turn on all stages of cooling properly?	(1)
Confirm that the compressors high pressure not tripped (If applicable)?	(1)
If the condenser has double layer condenser, was the inner layer cleaned?	(1)
Are all condenser fans running?	(1)
Is their a proper drop across RTUs evaporator coil?	(1)

Notes/Comments:

(1) UNABLE TO TEST COOLING DUE TO LOW TEMPERATURES AND BAD WEATHER

PM CHECKLIST FOOD EQUIPMENT

Assigned Organization: National TAB

Status: Not Submitted

Asset:

WALK-IN PM CHECKLIST	
Are the doors clear of frost build up?	YES
Are the evaporators clear of frost build up?	YES
Are the walls clear of frost build up?	YES
Are the penetrations and lines clear of frost build up?	NO
Are all evaporator fans running?	YES
GENERAL FOOD EQUIPMENT	
Are the units clear of frost?	YES
Are the prefilters on the condensers clear/replaced?	YES
Are the condensate drains clear of debris (If applicable)?	YES

Notes/Comments:

PM CHECKLIST HVAC

Assigned Organization: National TAB

Status: Not Submitted

Asset:

HOOD CHECKLIST	
Smoke test capture - Perimeter of hood	YES,95%
Smoke test capture - Top of cooking surface	YES,95%
Hoods turn on by switch or HMI?	HMI (1)
Are the hoods "FAN ON BY BUTTON" upon arrival?	BUTTON
RTU PM CHECKLIST	
Outside air fliter clean?	YES
Evaporator Filters Replaced?	YES
Evaporator Coil cleaned?	YES
Condenser cleaned? (Seasonal)	YES
Belt replaced in last 6 months?	YES
Motor ventilation cleared of dust and debris?	YES
Is there a return filter on the Dining Room RTU return duct? If so what type?	NOT REQUIRED
Is the return filter clean on the Dinning Rooms RTU Dinning duct?	NOT REQUIRED
MAU PM CHECKLIST	
Outside air fliter clean?	YES
Belt replaced in last 6 months?	YES
EXHUAST FAN PM CHECKLIST	
Motor ventilation cleared of dust and debris?	YES
Belt replaced in last 6 months?	YES
Motor ventilation cleared of dust and debris?	YES
Are the screws installed to secure the exhaust fan to the curb?	
THERMOSTAT CHECKLIST	
Are the thermostats in fan "ON" position upon arrival?	YES
Are the thermostats programed?	YES
ADDITIONAL	
Manager on Duty at time of completion.	TABITHA (ROP)

Is the roof free of debris? if not what was left on the roof?	YES
---	-----

Notes/Comments:

(1) HMI IS BLACKENING

System/Unit: AHU/RTU

Asset: RTU1

AREA: DINING

Unit Data		
	Design	Actual
MFG	LENNOX	LENNOX
Model Num	KGA092S4B	KGA092S4B
Serial Num	-	5615G11032
Num OA Filters 1	-	2
OA Filter Size 1	-	14.25X23
Num Final Filter 1	-	3
Final Filter Size 1	-	20X25X2
Num Final Filter 2	-	
Final Filter Size 2	-	

Motor Data		
	Design	Actual
Motor MFG	-	INTERLINK
Frame	-	56HZ
Horsepower	-	2
Motor Rpm	-	1755
Phase	-	3
Rated Voltage	-	208
Rated Amperage	-	5.6

Drive Data		
	Design	Actual
Belt CL Distance	-	
Num of Belts	-	1
Belt Size	-	AX54
Belt Alignment	-	GOOD

Test Data		
	Design	Actual
SF RPM	745	725
OA CFM	615	UTO
RL Voltage	-	209/208/210
RL Amperage	-	3.4/3.5/3.6

Performance Data		
	Design	Actual
MA Plenum SP	-	-0.40
Fan Suction SP	-	-0.54
Fan Discharge SP	-	0.48
Total ESP	1.02"	0.88"
Fan Total SP	1.14"	1.02
MA Temp (db/wb)	-	UTO
SA Temp (db/wb)	-	UTO

Compressors		
	Design	Actual
Refrigerant Charge	-	R410A
Refrigerant Type	-	REFRIGERANT
Comp 1 RLA	-	UTO
Comp 2 RLA	-	UTO

General		
	Design	Actual
Unit free of Damage	-	YES
Unit Completely Assembled	-	YESYES
Unit Leveled	-	YES
Curb & Unit Installed Air Tight	-	YES
Controls Complete	-	YES
Unit Filters Clean	-	YES
Evap Coil Clean	-	YES
Evap Coil Free of Frost	-	YES
Condensor Coil Clean	-	YES
Condensor Fins Straight	-	YES
Refr Sight Glass Dry	-	NA
Condensate Drain Installed	-	YES
Crankcase Heaters Operate	-	NA

Completed By: Ash Albin on 04/18/2022

Notes:

System/Unit: AHU/RTU

NOT ABLE TO GET TEMPERATURES FOR COOLING SINCE IT WAS 45 DEGREES WITH HIGH WINDS AND HEAVY RAIN
STAFF SAID UNIT WAS NOT GOING INTO COOLING WHEN IT WAS WARMER SO THE TURNED THE UNIT OFF SINCE IT WAS JUST BLOWING HOT AIR.

System/Unit: AHU/RTU

Asset: RTU2

AREA: DINING

Unit Data		
	Design	Actual
MFG	LENNOX	LENNOX
Model Num	KGA092S4B	KGA092S4B
Serial Num	-	5615G07674
Num OA Filters 1	-	2
OA Filter Size 1	-	14.25X23
Num Final Filter 1	-	4
Final Filter Size 1	-	20X25X2
Num Final Filter 2	-	
Final Filter Size 2	-	

Motor Data		
	Design	Actual
Motor MFG	-	INTERLINK
Frame	-	56HZ
Horsepower	-	3
Motor Rpm	-	1755
Phase	-	3
Rated Voltage	-	208
Rated Amperage	-	5.6

Drive Data		
	Design	Actual
Belt CL Distance	-	YES
Num of Belts	-	1
Belt Size	-	AX54
Belt Alignment	-	YES

Test Data		
	Design	Actual
SF RPM	717	726
OA CFM	580	UTO
RL Voltage	-	210/210/209
RL Amperage	-	3.4/3.5/3.4

Performance Data		
	Design	Actual
MA Plenum SP	-	-0.51
Fan Suction SP	-	-0.59
Fan Discharge SP	-	0.51
Total ESP	1.04"	1.02
Fan Total SP	1.15"	1.10
MA Temp (db/wb)	-	UTO
SA Temp (db/wb)	-	UTO

Compressors		
	Design	Actual
Refrigerant Charge	-	REFRIGERANT
Refrigerant Type	-	R410A
Comp 1 RLA	-	UTO
Comp 2 RLA	-	UTO

General		
	Design	Actual
Unit free of Damage	-	YES
Unit Completely Assembled	-	YES
Unit Leveled	-	YES
Curb & Unit Installed Air Tight	-	YES
Controls Complete	-	YES
Unit Filters Clean	-	YES
Evap Coil Clean	-	YES
Evap Coil Free of Frost	-	YES
Condensor Coil Clean	-	YES
Condensor Fins Straight	-	YES
Refr Sight Glass Dry	-	NA
Condensate Drain Installed	-	YES
Crankcase Heaters Operate	-	NA

Completed By: Ash Albin on 04/18/2022

Notes: OA SET BY BUILDING PRESSURE DUE TO BAD WEATHER//HIGH WINDS,HEAVY RAIN, COLD TEMPERATURES

System/Unit: AHU/RTU

Asset: RTU3

AREA: KITCHEN

Unit Data		
	Design	Actual
MFG	LENNOX	LENNOX
Model Num	KGA150S4B	KGA150S4B
Serial Num	-	5615G07674
Num OA Filters 1	-	2
OA Filter Size 1	-	14.25X23
Num Final Filter 1	-	4
Final Filter Size 1	-	20X25X2
Num Final Filter 2	-	
Final Filter Size 2	-	

Motor Data		
	Design	Actual
Motor MFG	-	INTERLINK
Frame	-	56HZ
Horsepower	-	3
Motor Rpm	-	1755
Phase	-	3
Rated Voltage	-	208
Rated Amperage	-	13.8

Drive Data		
	Design	Actual
Belt CL Distance	-	
Num of Belts	-	1
Belt Size	-	BX57
Belt Alignment	-	

Test Data		
	Design	Actual
SF RPM	1135	1129
OA CFM	367	UTO(1)
RL Voltage	-	209/210/211
RL Amperage	-	11.5/12.2/12.4

Performance Data		
	Design	Actual
MA Plenum SP	-	-0.80
Fan Suction SP	-	-0.91
Fan Discharge SP	-	0.52
Total ESP	1.69"	1.32
Fan Total SP	1.52"	1.43
MA Temp (db/wb)	-	UTO
SA Temp (db/wb)	-	UTO

Compressors		
	Design	Actual
Refrigerant Charge	-	REFRIGETANT
Refrigerant Type	-	R410A
Comp 1 RLA	-	UTO
Comp 2 RLA	-	UTO

General		
	Design	Actual
Unit free of Damage	-	YES
Unit Completely Assembled	-	YES
Unit Leveled	-	YES
Curb & Unit Installed Air Tight	-	YES
Controls Complete	-	YES
Unit Filters Clean	-	YES
Evap Coil Clean	-	YES
Evap Coil Free of Frost	-	YES
Condensor Coil Clean	-	YES
Condensor Fins Straight	-	YES
Refr Sight Glass Dry	-	NA
Condensate Drain Installed	-	YES
Crankcase Heaters Operate	-	NA

Completed By: Ash Albin on 04/18/2022

Notes: (1) BAD WEATHER, COLD TEMERATURES, HEAVY RAIN , HIGH WINDS WHILE ON SITE

System/Unit: FAN - Supply

Asset: MAU1

AREA: KITCHEN HOODS

Unit Data		
	Design	Actual
MFG	CAPTIVE-AIRE	CAPTIVE ARIE
Model Num	A2-D.250-G15	A2-D.250-G15
Serial Num	-	2306616
Num Filters Size 1	-	3
Filter Size 1	-	16X16
Num Filters Size 2	-	
Filter Size 2	-	

Test Data		
	Design	Actual
CFM	2540	UTO(1)
SF RPM	-	701
Motor RPM	-	1767
RL Voltage	-	210/209/206
RL Amperage	-	3.3/3.2/3.2

Motor Data		
	Design	Actual
Motor MFG	-	WEG
Frame	-	56H
Horsepower	-	1.5
Motor Rpm	-	1745
Phase	-	3
Voltage (rated)	-	208
Amperage (rated)	-	5.09
Service Factor	-	1.15

General		
	Design	Actual
Unit free of Damage	-	YES
Curb & Unit Installed Air Tight	-	YES
Fan Rotation Correct	-	YES
Fan Belt Condition	-	YES
Unit Filters Clean	-	YES

Drive Data		
	Design	Actual
Num of Belts	-	1
Belt Size	-	AX52
Belt Alignment Verified	-	GOOD

Gas Heat		
	Design	Actual
Gas Type	-	NATURAL GAS
Burner Type	-	BURNER TUBES
Heater Operates (y/n)	-	YES
Flame Status (pass/fail)	-	PASS
Inlet Air Temp SetPt	-	55
Discharge Air Temp SetPt	-	60
Air Flow Switch SP Actual	-	0.39"

Completed By: Ash Albin on 04/18/2022

Notes: (1)UNABLE TO OBTAIN DUE OT HEAVY RAINING, HIGH WINDS , AND COLD WEATHER.

System/Unit: FAN - Exhaust

Asset: EF1

AREA: RESTROOM MENS

Unit Data		
	Design	Actual
MFG	COOK	GREENHECK
Model Num	GC-164	SPB-150
Serial Num	-	NL

Test Data		
	Design	Actual
CFM	150	0

Motor Data		
	Design	Actual
Motor MFG	-	GREENHECK
Horsepower	-	NL
Motor Rpm	-	1050
Phase	-	1
Voltage (rated)	-	120
Amperage (rated)	-	NL

Completed By: Ash Albin on 04/18/2022

Notes:

System/Unit: FAN - Exhaust

Asset: EF2

AREA: RESTROOM WOMENS

Unit Data		
	Design	Actual
MFG	COOK	GREENHECK
Model Num	GC-164	SPB-150
Serial Num	-	NL

Test Data		
	Design	Actual
CFM	150	0

Motor Data		
	Design	Actual
Motor MFG	-	GREENHECK
Horsepower	-	NL
Motor Rpm	-	1050
Phase	-	1
Voltage (rated)	-	120
Amperage (rated)	-	NL

Completed By: Ash Albin on 04/18/2022

Notes:

System/Unit: FAN - Exhaust

Asset: KEF1

AREA: HOOD 1&2

Unit Data		
	Design	Actual
MFG	CAPTIVE-AIRE	CAPTIVE-AIRE
Model Num	NCA16HPFA	NCA16HPFA
Serial Num	-	230616
Type	-	UPBLAST
Configuration	-	VERTICAL

Motor Data		
	Design	Actual
Motor MFG	-	WEG
Frame	-	56H
Horsepower	-	1.5
Motor Rpm	-	1745
Phase	-	3
Voltage (rated)	-	208
Amperage (rated)	-	5.09
Service Factor	-	1.15

Drive Data		
	Design	Actual
Num of Belts	-	1
Belt Size	-	AX24
Belt Alignment Verified	-	GOOD

Completed By: Ash Albin on 04/18/2022

Notes:

Test Data		
	Design	Actual
CFM	2400	2175
Fan RPM	1336	1340
Fan Rotation	-	CCW
Motor RPM	-	1768
RL Voltage	-	210/209/209
RL Amperage	-	3.4/3.5/3.2
Suction ESP	-	-0.90"
Discharge ESP	-	ATM
Total ESP	1.05"	0.79"

System/Unit: FAN - Exhaust

Asset: KEF2

AREA: HOOD 3

Unit Data		
	Design	Actual
MFG	CAPTIVE-AIRE	CAPTIVE-AIRE
Model Num	DU50HFA	DU50HFA
Serial Num	-	2306616
Type	-	UPBLAST
Configuration	-	VERTICAL

Test Data		
	Design	Actual
CFM	775	1370
Fan RPM	DD	DD
Fan Rotation	-	CCW
Motor RPM	-	DD
System SetPt	-	97V
RL Voltage	-	115
RL Amperage	-	4.4
Total ESP	0.92"	0.87"
Fan Inlet SP	-	-1.03
Fan Discharge SP	-	ATM

Motor Data		
	Design	Actual
Motor MFG	-	HSSA
Frame	-	56H
Horsepower	-	0.5
Motor Rpm	-	1625
Phase	-	1
Voltage (rated)	-	115
Amperage (rated)	-	5.6
Service Factor	-	1

Completed By: Ash Albin on 04/18/2022

Notes: 7.2AMP AT HMI

System/Unit: COIL - DX

Asset: DXC1

AREA: WALK-IN COOLER

Unit Data		
	Design	Actual
MFG	NA	KOLPACK
Model Num	NA	410107609A
Serial Num	-	CLR

General		
	Design	Actual
Evap Coil Clean	-	YES
Evap Coil Fins Straight	-	YES
Evap Coil Free of Frost	-	NO
Condensor Coil Clean	-	YES
Condensor Fins Straight	-	YES
Condensate Drain Installed	-	YES
Crankcase Heaters Operate	-	NA

Completed By: Ash Albin on 04/18/2022

Notes: ICE ON PEN PIPE///ICE ON CEILING///
IN SITE PICTURES THERE IS SLIGHT FROST ON EVAP COILS, THEY HAD THE BOTH DOORS OPEN DUE A SPILL INSIDE THE WALKIN COOLER THAT SPREAD TO THE WALK IN FREEZER AND WHERE TRYING TO CONTAIN THE MESS.

System/Unit: COIL - DX

Asset: DXC2

AREA: WALK-IN COOLER

Unit Data		
	Design	Actual
MFG	NA	KOLPAK
Model Num	NA	410107609B
Serial Num	-	FZR

General		
	Design	Actual
Evap Coil Clean	-	YES
Evap Coil Fins Straight	-	YES
Evap Coil Free of Frost	-	YES
Condensor Coil Clean	-	YES
Condensor Fins Straight	-	YES
Condensate Drain Installed	-	YES
Crankcase Heaters Operate	-	YES

Completed By: Ash Albin on 04/18/2022

Notes:

System/Unit: COIL - DX

Asset: DXC3

AREA: MEAT COOLER 1

Unit Data		
	Design	Actual
MFG	NA	RANDALL
Model Num	NA	NA
Serial Num	-	NL

General		
	Design	Actual
Evap Coil Clean	-	YES
Evap Coil Fins Straight	-	YES
Evap Coil Free of Frost	-	YES
Condensor Coil Clean	-	YES
Condensor Fins Straight	-	YES
Condensate Drain Installed	-	YES
Crankcase Heaters Operate	-	NA

Completed By: Ash Albin on 04/18/2022

Notes:

System/Unit: COIL - DX

Asset: DXC4

AREA: PREP TABLE 1

Unit Data		
	Design	Actual
MFG	NA	RANDALL
Model Num	NA	NA
Serial Num	-	NL

General		
	Design	Actual
Evap Coil Clean	-	YES
Evap Coil Fins Straight	-	YES
Evap Coil Free of Frost	-	YESYES
Condensor Coil Clean	-	YES
Condensor Fins Straight	-	YES
Condensate Drain Installed	-	YES
Crankcase Heaters Operate	-	NA

Completed By: Ash Albin on 04/18/2022

Notes:

System/Unit: COIL - DX

Asset: DXC5

AREA: FRYER FREEZER

Unit Data		
	Design	Actual
MFG	NA	HOSHIIZAKI AMERICA
Model Num	NA	CF1S-HSL
Serial Num	-	H50486J

General		
	Design	Actual
Evap Coil Clean	-	YES
Evap Coil Fins Straight	-	YES
Evap Coil Free of Frost	-	YES
Condensor Coil Clean	-	YES
Condensor Fins Straight	-	YES
Condensate Drain Installed	-	YES
Crankcase Heaters Operate	-	NA

Completed By: Ash Albin on 04/18/2022

Notes:

System/Unit: COIL - DX

Asset: DXC7

AREA: SUNDAY-REACH IN

Unit Data		
	Design	Actual
MFG	NA	HOSHIIZAKI AMERICA
Model Num	NA	CR1S-HSL
Serial Num	-	E50004H

General		
	Design	Actual
Evap Coil Clean	-	YES
Evap Coil Fins Straight	-	YES
Evap Coil Free of Frost	-	YES
Condensor Coil Clean	-	YES
Condensor Fins Straight	-	YES
Condensate Drain Installed	-	YES
Crankcase Heaters Operate	-	NA

Completed By: Ash Albin on 04/18/2022

Notes:

System/Unit: COIL - DX

Asset: DXC8

AREA: BOH ICE MACHINE

Unit Data		
	Design	Actual
MFG	NA	HOSHIIZAKI AMERICA
Model Num	NA	F-1001MRJ-C
Serial Num	-	E00124F

General		
	Design	Actual
Evap Coil Clean	-	YES
Evap Coil Fins Straight	-	YES
Evap Coil Free of Frost	-	YES
Condensor Coil Clean	-	YES
Condensor Fins Straight	-	YES
Condensate Drain Installed	-	YES
Crankcase Heaters Operate	-	NA

Completed By: Ash Albin on 04/18/2022

Notes:

System/Unit: COIL - DX

Asset: DXC9

AREA: SODA ICE MACHINE

Unit Data		
	Design	Actual
MFG	NA	HOSHIIZAKI
Model Num	NA	-
Serial Num	-	E00274D

General		
	Design	Actual
Evap Coil Clean	-	YES
Evap Coil Fins Straight	-	YESYES
Evap Coil Free of Frost	-	YES
Condensor Coil Clean	-	YES
Condensor Fins Straight	-	YES
Condensate Drain Installed	-	YES
Crankcase Heaters Operate	-	NA

Completed By: Ash Albin on 04/18/2022

Notes: