

Report By:

National TAB
1329 E. KEMPER ROAD
SUITE 4210
CINCINNATI, OH 45246



Report: TAB Report
Function: Test, Adjust, & Balance
Date: 10/14/2025
Completed By: National TAB

PROJECT

11-03-25 WAWA #8216 SOUTHAMPTON, PA

25 Second Street Pike

HUNTINGTON VALLEY, PA 19006

Client

Wawa
260 West Baltimore Pike

Wawa, PA 19063

National TAB

Project: 11-03-25 WAWA #8216 SOUTHAMPTON, PA

Table Of Contents

Section	Page #
Summary	3
Remarks	4
Balance Schedule	10
Checklist Data	11
AHU/RTU	22
FAN - Exhaust	28
GRD Layout	32

Project Summary

The summary below provides a quick understanding of our scope of work and general testing procedures. Enclosed in the report is further detail about your building performance including recommendations, asset data, and pictures. Our focus is to work with the trades to remedy any issues or deficiencies during the actual field balancing and not after the balancing has occurred to achieve a positive environment and outcome. The level of success is determined by the availability of the trades, possible parts needed, or time constraints.

RTU's (Roof Top Units) w/ Diffusers

Each of the RTU's were measured at their terminal devices or via traverse to establish a total flow for that unit. Each RTU was adjusted to within tolerance of the engineer's design flow. Each outlet was then adjusted to within tolerance of the design flow. Outside air was measured by reading the intake air opening with a velocity grid and multiplying by the free area. The outside air damper was adjusted until the airflow was within the design requirements. Any equipment that fell outside of that tolerance is noted throughout the report.

General Exhaust Fans w/ Grilles

The general exhaust fans were measured by reading each air device with a flow hood. The total airflow for each fan is equivalent to the sum of these readings. Fan speed was then adjusted so that the airflow was within tolerance of design. Each terminal device was balanced to within tolerance of the design volume using the installed volume dampers. Any equipment that fell outside of this tolerance is noted throughout the report.

Ceiling Exhaust Fans

The ceiling exhaust fans were measured using a flow hood. If speed adjustment was provided, the fan speed was adjusted to within design tolerance. Any equipment that fell outside of this tolerance is noted throughout the report.

Final Building Tests

After completing the test and balance the final building pressure was measured. It was confirmed that the building pressure fell within acceptable tolerances and that the pressure measurement coincides with the actual and design net airflow. Any deviations from these standards are noted throughout the report.

Issue List

- EF-2 No backdraft damper
- EF1, EF2: Exhaust Fan Speed switch wiring
- Insulation Not Installed




11-03-25 WAWA #8216 SOUTHAMPTON, PA

Project Issue Information

Issue Name : EF-2 No backdraft damper
Description : EF-2 Does not have a backdraft damper installed. Should the fan fail this prevents OA and pests from entering the space.
Created By : National TAB **Assigned To :** National TAB - Brianna Biggs
Status : Open
Priority : Low **Asset Tag :**
Originated Date : 11/07/2025 - Tyler Youells - National TAB

Project Issue File Details




11-03-25 WAWA #8216 SOUTHAMPTON, PA

Project Issue Information

Issue Name : EF1, EF2: Exhaust Fan Speed switch wiring
Description : During original TAB trip Speed switches were not wired. During second tab trip the speed switches are not securely installed. wires are going to vibrate rub and short out over time. speed switch should be secured in an electrical enclosure
Created By : National TAB **Assigned To :** National TAB - Brianna Biggs
Status : Open
Priority : **Urgent** **Asset Tag :**
Originated Date : 10/06/2025 - Ryan Smith - National TAB

Project Issue File Details




10/06/2025



10/06/2025

Project Issue Response Details

- **11/07/2025 National TAB - Tyler Youells**
 - Exhaust is powered, speed switches are not safely/securely installed



11/07/2025

11/07/2025



11-03-25 WAWA #8216 SOUTHAMPTON, PA

Project Issue Information

Issue Name : Insulation Not Installed
Description : Insulation is missing from ductwork to diffuser 1-1 and 2-7.
Created By : National TAB **Assigned To :** National TAB - Brianna Biggs
Status : Open
Priority : Low **Asset Tag :**
Originated Date : 10/07/2025 - Ryan Smith - National TAB

Project Issue File Details



10/07/2025



10/07/2025

Project Issue Response Details

- **11/07/2025 National TAB - Tyler Youells**
 - 3-10 runout does not have insulation



11/07/2025



11/07/2025

AIR BALANCE SCHEDULE

UNIT	AREA SERVED	HVAC SUPPLY		HVAC RETURN		HVAC OUTDOOR		OA %		HOOD MAKE-UP		HOOD EXHAUST		GENERAL EXH.	
		DESIGN	ACTUAL	DESIGN	ACTUAL	DESIGN	ACTUAL	DESIGN	ACTUAL	DESIGN	ACTUAL	DESIGN	ACTUAL	DESIGN	ACTUAL
RTU-1	RETAIL	3000	2990	2400	2361	600	629	20.0%	21.0%						
RTU-2	FOOD SERVICE	5000	5045	4050	4055	950	990	19.0%	19.6%						
RTU-3	RETAIL	3000	2949	2400	2346	600	603	20.0%	20.4%						
EF-1	RESTROOMS													400	398
EF-2	FOOD SERVICE													1400	1404
TOTALS		11000	10984	8850	8762	2150	2222			0	0	0	0	1800	1802

NET BUILDING AIRFLOW CALCULATION

TOTALS	DESIGN	ACTUAL
TOTAL OA	2150	2222
TOTAL EXHAUST	1800	1802
NET AIRFLOW	350	420

DOOR TESTED	BUILDING PRESSURE MEASUREMENTS (IN. H2O)
FRONT	
SIDE	0.005
REAR	0.004
AVERAGE	0.0045

FINAL CHECKS

- ACTUAL NET AIRFLOW COINCIDES WITH DESIGN: ✓
- MEASURED PRESSURES COINCIDES WITH ACTUAL NET AIRFLOW: ✓
- PRESSURE FALLS WITHIN IMC TOLERANCE OF +/-0.02" W.C. ✓

NOTES:

CheckList List

- 01: RTU's/AHU's
- 02: LENNOX SETUP PARAMETERS
- 03: SENSOR WIRING (LENNOX)
- 04: EF'S
- 05: CLOSEOUT CHECKS



11-03-25 WAWA #8216 SOUTHAMPTON, PA

CheckList Information

Name : 01: RTU's/AHU's **Status :** Completed

Assigned Organization : National TAB **Asset :**

Requesting Organization : National TAB

Created Date : 08/29/2025 - Tyce Fox - National TAB

Completed Date : 11/07/2025 - Tyler Youells - National TAB

CheckList Item Details

RTU's/AHU's

All diffusers and grilles are installed and match design?	Pass
---	------

Comment:

Clean filters installed?	Pass
--------------------------	------

Comment:

Economizers are assembled and functional?	Pass
---	------

Comment:

Motors are all operating below the FLA rating?	Pass
--	------

Comment:

Are belts tight?	N/A
------------------	-----

Comment:

If direct drive unit is the speed controller working?	Pass
---	------

Comment:

Is gas piping installed and valves turned on?	Pass
---	------

Comment:

Condensate drains are installed?

Pass

Comment:

Unit free of noticeable noise and vibration

Pass

Comment:

Final outside air damper position is marked with permanent marker?

Pass

Comment:

No alarms present?

Pass

Comment:

Any noticeable duct leakage?

Pass

Comment:

Total supply and OA flows are balanced within +/-5% and supply & return diffusers within +/-10%?

Pass

Comment:

IN TEST MODE, TEST THE FOLLOWING:

Cooling mode is operational? Record EAT/LAT for each unit:

N/A

Comment:

DUE TO LOW AMBIENT TEMP DID NOT RUN FULL COOL TEST. ONLY TEMPORARILY RAN COMPRESSORS TO ENSURE THEY SOUND NORMAL

Heating mode is operational? Record EAT/LAT for each unit:

Pass

Comment:

RTU-1: 68.5/106.3F RTU-2: N/A RTU-3: 69.1/109.1F

Dehumidification mode is operational? (Feel dehumidification coil with your hand. Is it hot?) Record EAT/LAT for each unit:

N/A

Comment:

DUE TO LOW AMBIENT TEMP DID NOT RUN FULL COOL TEST. ONLY TEMPORARILY RAN COMPRESSORS TO ENSURE THEY SOUND NORMAL



11-03-25 WAWA #8216 SOUTHAMPTON, PA

CheckList Information

Name : 02: LENNOX SETUP PARAMETERS **Status :** Completed

Assigned Organization : National TAB **Asset :**

Requesting Organization : National TAB

Created Date : 08/29/2025 - Tyce Fox - National TAB

Completed Date : 11/07/2025 - Tyler Youells - National TAB

CheckList Item Details

UNIT ID CONFIGURATIONS

BACNET CONFIGURATION: GO TO SETTINGS>GENERAL>CONFIGURATION ID1 POSITION 5 SET TO "B". Pass

Comment:

NETWORK CONFIGURATION: GO TO SETUP>NETWORK INTEGRATION, SET TO BACNET Pass

Comment:

CONTROL MODE: SET CONTROL MODE TO ROOM SENSOR: CO2, TEMP & HUMIDITY (PER UNIT, AS NEEDED). Pass

Comment:

INDIVIDUAL PARAMETER CONFIGURATIONS (MECHANICAL CONTRACTOR TO DEFINE / AS APPLICABLE):

PARAMETER 105 DEHUMID MODE: 7 NO CONDITIONS Pass

Comment:

PARAMETER 106 DEHUMID SETPOINT: 50, THIS IS A CENTERED SET POINT (+/-) Yes

Comment:

PARAMETER 107 DEHUMID DEADBAND: 3 (DEFAULT) THIS IS THE ACTUAL +/- VALUE Pass

Comment:

PARAMETER 117 CO2 START OPEN PPM: 1200

Pass

Comment:

PARAMETER 118 CO2 START OPEN PPM: 1500

Pass

Comment:

PARAMETER 137 OCCHET SET POINT: 68 (BACK UP)

Pass

Comment:

PARAMETER 139 OCC COOLING SET POINT: 72 (BACK UP)

Pass

Comment:

PARAMETER 154 OCC BLOWER MODE: ON-CONTINUOUS 1

Pass

Comment:

PARAMETER 131 SET TO THE SAME % AS THE MINMIUM OA DAMPER SETPOINT

Pass

Comment:

CFM VALUES / MSAV FAN SPEEDS (AIR BALANCER TO DEFINE / IF APPLICABLE):

OA DAMPER SET TO SAME POSITION IN ALL FAN SPEEDS?

Pass

Comment:

RTU-1: 20% RTU-2: 33% RTU-3: 30%

ALL FAN SPEEDS SET TO THE SAME CFM VALUE (ENTER SETPOINTS BELOW)

Comment:

RTU-1: 60% RTU-2: 88% RTU-3: 62%

HEAT CFM VALUE: PER THE HVAC SCHEDULE

Pass

Comment:

HIGH COOL CFM VALUE: THE HIGH COOL CFM VALUE

Pass

Comment:

LOW COOL CFM VALUE: MATCH THE HIGH COOL CFM VALUE

Pass

Comment:

VENTILATION CFM VALUE: MATCH THE HIGH COOL CFM VALUE

Pass

Comment:



11-03-25 WAWA #8216 SOUTHAMPTON, PA

CheckList Information

Name : 03: SENSOR WIRING (LENNOX) **Status :** Completed
Assigned Organization : National TAB **Asset :**
Requesting Organization : National TAB
Created Date : 08/29/2025 - Tyce Fox - National TAB
Completed Date : 11/07/2025 - Tyler Youells - National TAB

CheckList Item Details

COMBINATION TEMPERATURE/HUMIDITY SENSOR

Sensors are installed where shown on the drawing? Pass

Comment:

2 conductor shielded cable has one wire landed to Vin, one to GND, and the shield wire is not connected. Pass

Comment:

For second shielded cable, one wire is landed to Vout and the shield wire is not connected. Pass

Comment:

Verify that the CORE or Prodigy controller is sensing a relative humidity (record the reading) Pass

Comment:

RTU-1: 27% RTU-2: 26% RTU-3: 26%



11-03-25 WAWA #8216 SOUTHAMPTON, PA

CheckList Information

Name : 04: EF'S **Status :** Completed
Assigned Organization : National TAB **Asset :**
Requesting Organization : National TAB
Created Date : 08/29/2025 - Tyce Fox - National TAB
Completed Date : 11/07/2025 - Tyler Youells - National TAB

CheckList Item Details

EF's

Rotation is correct?	Pass
-----------------------------	------

Comment:

Belts are tight (if applicable)?	N/A
---	-----

Comment:

Speed controller installed and functional (if applicable)?	Fail
---	------

Comment:

Speed controller is not safely and securely installed

There is no major leakage around base of fan?	Pass
--	------

Comment:

Is the motor operating below the motor FLA rating?	Fail
---	------

Comment:

EF-2 is 5.7 Amp/4.6. turning the speed dial down does not lower the amp draw. amp draw remains unchanged in relation to the speed dial position.

Back draft damper installed and can it fully open?	Fail
---	------

Comment:

EF-2 Does not have a backdraft damper installed

Unit free of noticeable noise and vibration?

Pass

Comment:

Total exhaust flow balanced within +/-5% and grilles are within +/-10%?

Pass

Comment:



11-03-25 WAWA #8216 SOUTHAMPTON, PA

CheckList Information

Name : 05: CLOSEOUT CHECKS **Status :** Completed

Assigned Organization : National TAB **Asset :**

Requesting Organization : National TAB

Created Date : 08/29/2025 - Tyce Fox - National TAB

Completed Date : 11/07/2025 - Tyler Youells - National TAB

CheckList Item Details

SPACE COMFORT

Is space free of drafting? Pass

Comment:

Is space comfortable in all areas? Pass

Comment:

Is the space free of ventilation noise? Pass

Comment:

BUILDING PRESSURE

Do actual net building airflow, design net building airflow, and pressure coincide? If not why? (All three should either be positive or negative) Pass

Comment:

+0.0045"

National TAB

Project: 11-03-25 WAWA #8216 SOUTHAMPTON, PA

System/Unit: AHU/RTU



Asset: RTU1

AREA:RETAIL

Unit Data		
	Design	Actual
MFG	LENNOX	LENNOX
Serial Num	-	5625F01194
Model Num	LGT092H4E	LGT092H5ES2Y
Type	RTU	RTU
Configuration	VERTICAL	VERTICAL
Num OA Filters 1	-	2
OA Filter Size 1	-	15.5X25
Num Final Filter 1	-	4
Final Filter Size 1	-	20X25X2

Test Data		
	Design	Actual
SF CFM	3000	2990
SF RPM	-	1068
MOTOR RPM	-	1068
RA CFM	2400	2361
OA CFM	600	629
RL Voltage	-	212.5/208.4/210.7
RL Amperage	-	2.3/2.3/2.3
SF System SetPt	-	60%
RA Damper Position	-	MECHANICAL LINKAGE
RA Damper Type	-	MECHANICAL LINKAGE
OA Damper Position	-	20%
OA Damper Type	-	ECONOMIZER

Motor Data		
	Design	Actual
Motor MFG	-	ebm-papst
Frame	-	NL
Horsepower	3.75	3.8
Motor Rpm	-	1780
Phase	3	3
Rated Voltage	208	240
Rated Amperage	-	7.5
Service Factor	-	NL


Performance Data		
	Design	Actual
MA Plenum SP	-	-0.20"
Fan Suction SP	-	-0.47"
Fan Discharge SP	-	0.54"
Total ESP	1.0"	0.74"
Fan Total SP	-	1.01"

Completed By: Tyler Youells on 11/07/2025

Unit Data - PHOTO LOG



10/06/2025



10/06/2025



10/06/2025

National TAB

Project:11-03-25 WAWA #8216 SOUTHAMPTON, PA

AHU/RTU



Diffuser Supply (GRD)

RTU1/RETAIL

Asset									
Asset Name	Location	Type	Size	DESIGN CFM	AK	CFM(1)	CFM(2)	FINAL CFM	% to design
SGRD1	WASHROOM	LD1	10"	400	1.05	808	416	416	104.0
SGRD2	COFFEE	LD1	10"	300	1.05	537	300	311	103.7
SGRD3	RETAIL	LD1	10"	250	1.05	300	230	230	92.0
SGRD4	RETAIL	LD1	10"	250	1.05	313	251	251	100.4
SGRD5	REAIL	LD1	10"	250	1.05	313	248	248	99.2
SGRD6	RETAIL	LD1	10"	250	1.05	413	303	267	106.8
SGRD7	RETAIL	LD1	10"	250	1.05	495	237	252	100.8
SGRD8	RETAIL	LD1	10"	250	1.05	329	259	259	103.6
SGRD9	RETAIL	CD1	6"	100	1	178	107	107	107.0
SGRD10	RETAIL	LD1	10"	250	1.05	244	235	235	94.0
SGRD11	RETAIL	LD1	10"	250	1.05	274	264	264	105.6
SGRD12	ASSOCIATE AREA	CD1	8"	150	1	164	150	150	100.0
Total				2950		4368	3000	2990	101.36%

Completed By: Ryan Smith on 10/07/2025

National TAB

Project: 11-03-25 WAWA #8216 SOUTHAMPTON, PA

System/Unit: AHU/RTU



Asset: RTU2

AREA:FOOD SERVICE

Unit Data		
	Design	Actual
MFG	LENNOX	LENNOX
Serial Num	-	5625E06325
Model Num	LCT150H4E	LGT150H5ES2Y
Type	RTU	RTU
Configuration	VERTICAL	VERTICAL
Num OA Filters 1	-	2
OA Filter Size 1	-	15.5X25
Num Final Filter 1	-	4
Final Filter Size 1	-	20X25X2

Motor Data		
	Design	Actual
Motor MFG	-	ebm-papst
Frame	-	NL
Horsepower	3.75	3.8
Motor Rpm	-	1780
Phase	3	3
Rated Voltage	208	240
Rated Amperage	-	7.5
Service Factor	-	NL

Test Data		
	Design	Actual
SF CFM	5000	5045
SF RPM	-	1566
MOTOR RPM	-	1566
RA CFM	4050	4055
OA CFM	950	990
RL Voltage	-	211.8/209.2/207.7
RL Amperage	-	5.8/5.8/5.8
SF System SetPt	-	88%
RA Damper Position	-	MECHANICAL LINKAGE
OA Damper Position	-	33%
OA Damper Type	-	ECONOMIZER

Performance Data		
	Design	Actual
MA Plenum SP	-	-0.29"
Fan Suction SP	-	-1.03"
Fan Discharge SP	-	0.71"
Total ESP	1.0"	1.0"
Fan Total SP	-	1.74"

Completed By: Tyler Youells on 11/07/2025

Unit Data - PHOTO LOG



10/06/2025



10/06/2025



10/06/2025

National TAB

Project:11-03-25 WAWA #8216 SOUTHAMPTON, PA

AHU/RTU



Diffuser Supply (GRD)

RTU2/FOOD SERVICE

Asset									
Asset Name	Location	Type	Size	DESIGN CFM	AK	CFM(1)	CFM(2)	FINAL CFM	% to design
SGRD1	COFFEE	LD1	12"	500	1.05	487	513	513	102.6
SGRD2	BEVERAGE	LD1	12"	500	1.05	499	494	494	98.8
SGRD3	BEVERAGE	LD1	12"	500	1.05	477	485	485	97.0
SGRD4	FOOD SERVICE	LD1	12"	500	1.05	647	492	492	98.4
SGRD5	FOOD SERVICE	LD1	12"	500	1.05	439	481	481	96.2
SGRD6	FOOD SERVICE	LD1	12"	500	1.05	679	495	495	99.0
SGRD7	ELECTRICAL ROOM	CD1	12"	550	1	552	611	595	108.2
SGRD8	BACKROOM	LD1	12"	475	1.05	546	444	507	106.7
SGRD9	BACKROOM	LD1	12"	500	1.05	625	487	487	97.4
SGRD10	BACKROOM	LD1	12"	475	1.05	779	496	496	104.4
Total				5000		5730	4998	5045	100.9%

Diffuser Ret/Exh (GRD)

RTU2/FOOD SERVICE

Asset									
Asset Name	Location	Type	Size	DESIGN CFM	AK	CFM(1)	CFM(2)	FINAL CFM	% to design
EGRD1	FOOD SERVICE	G1	16"	1050	1	896	962	1050	100.0
EGRD2	FOOD SERVICE	G1	16"	1050	1	874	923	1007	95.9
EGRD3	COFFEE	G1	16"	1050	1	960	999	1090	103.8
EGRD4	BACKROOM	G1	16"	900	1	1022	830	908	100.9
Total				4050		3752	3714	4055	100.12%

Completed By: Tyler Youells on 11/07/2025

National TAB

Project: 11-03-25 WAWA #8216 SOUTHAMPTON, PA

System/Unit: AHU/RTU



Asset: RTU3

AREA:RETAIL/CHECKOUT

Unit Data		
	Design	Actual
MFG	LENNOX	LENNOX
Serial Num	-	5625E07067
Model Num	LGT092H4E	LGT092H5ES2Y
Type	RTU	RTU
Configuration	VERTICAL	VERTICAL
Num OA Filters 1	-	2
OA Filter Size 1	-	15.5X25
Num Final Filter 1	-	4
Final Filter Size 1	-	20X25X2

Motor Data		
	Design	Actual
Motor MFG	-	ebm-papst
Frame	-	NL
Horsepower	3.75	3.8
Motor Rpm	-	1780
Phase	3	3
Rated Voltage	208	240
Rated Amperage	-	7.5
Service Factor	-	NL

Test Data		
	Design	Actual
SF CFM	3000	2949
SF RPM	-	1104
MOTOR RPM	-	1104
RA CFM	2400	2346
OA CFM	600	603
RL Voltage	-	209.9/211.1/207.9
RL Amperage	-	2.6/2.6/2.6
SF System SetPt	-	62%
RA Damper Position	-	MECHANICAL LINKAGE
OA Damper Position	-	30%
OA Damper Type	-	ECONOMIZER

Performance Data		
	Design	Actual
MA Plenum SP	-	-0.39"
Fan Suction SP	-	-0.65"
Fan Discharge SP	-	0.62"
Total ESP	1.0"	1.01"
Fan Total SP	-	1.27"

Completed By: Tyler Youells on 11/07/2025

Unit Data - PHOTO LOG



10/06/2025



10/06/2025



10/06/2025

National TAB

Project:11-03-25 WAWA #8216 SOUTHAMPTON, PA

AHU/RTU



Diffuser Supply (GRD)

RTU3/RETAIL/CHECKOUT

Asset									
Asset Name	Location	Type	Size	DESIGN CFM	AK	CFM(1)	CFM(2)	FINAL CFM	% to design
SGRD1	RETAIL	LD1	12"	400	1.05	436	439	404	101.0
SGRD2	RETAIL	LD1	10"	350	1.05	330	391	329	94.0
SGRD3	RETAIL	LD1	10"	350	1.05	408	317	345	98.6
SGRD4	RETAIL	CD2	10"	300	1	271	308	308	102.7
SGRD5	RETAIL	LD1	10"	350	1.05	377	359	368	105.1
SGRD6	RETAIL	LD1	10"	350	1.05	230	278	332	94.9
SGRD7	RETAIL	LD1	10"	350	1.05	427	344	349	99.7
SGRD8	OFFICE	CD1	8"	200	1	190	228	200	100.0
SGRD9	MENS RR	CD4	8"	125	1	179	125	131	104.8
SGRD10	WOMENS RR	CD4	6"	100	1	158	54	90	90.0
SGRD11	BOH	CD3	8"	100	1	362	96	93	93.0
Total				2975		3368	2939	2949	99.13%

Completed By: Ryan Smith on 10/07/2025

National TAB

Project: 11-03-25 WAWA #8216 SOUTHAMPTON, PA

System/Unit: FAN - Exhaust



Asset: EF1

AREA:RESTROOMS

Unit Data		
	Design	Actual
MFG	PENNBARRY	PENNBARRY
Model Num	DX10R	DX10R
Serial Num	-	E25AV04781
Type	DOWNBLAST	DOWNBLAST
Configuration	VERTICAL	VERTICAL

Motor Data		
	Design	Actual
Motor MFG	-	FASCO
Frame	-	NL
Horsepower	1/12	1/6
Motor Rpm	-	1550
Phase	1	1
Voltage (rated)	120	115
Amperage (rated)	-	1.80
Service Factor	-	NA

Test Data		
	Design	Actual
CFM	400	398
Fan RPM	1550	NA
Fan Rotation	-	CCW
Motor RPM	-	NA
System SetPt	-	MARKED ON DIAL
RL Voltage	-	122.7
RL Amperage	-	1.8
Total ESP	0.250"	0.34"
Fan Inlet SP	-	-0.34"
Fan Discharge SP	-	ATM

Completed By: Tyler Youells on 11/07/2025

Unit Data - PHOTO LOG



10/06/2025



10/06/2025



10/06/2025

National TAB

Project:11-03-25 WAWA #8216 SOUTHAMPTON, PA

FAN - Exhaust



Diffuser Ret/Exh (GRD)

EF1/RESTROOMS

Asset									
Asset Name	Location	Type	Size	DESIGN CFM	AK	CFM(1)	CFM(2)	FINAL CFM	% to design
EGRD1	MENS RR	G3	6"	175	1	175	151	181	103.4
EGRD2	WOMENS RR	G3	6"	175	1	155	129	168	96.0
EGRD3	JANITORS CLOSET	G5	6"	50	1	150	126	49	98.0
Total				400		480	406	398	99.5%

Completed By: Tyler Youells on 11/07/2025

National TAB

Project: 11-03-25 WAWA #8216 SOUTHAMPTON, PA

System/Unit: FAN - Exhaust



Asset: EF2

AREA:FOOD SERVICE

Unit Data		
	Design	Actual
MFG	PENNBARRY	PENNBARRY
Model Num	DX16S	DX16R
Serial Num	-	E25AV04997
Type	DOWNBLAST	DOWNBLAST
Configuration	VERTICAL	VERTICAL

Motor Data		
	Design	Actual
Motor MFG	-	genteq
Frame	-	NL
Horsepower	1/3	1/2
Motor Rpm	-	1550
Phase	1	1
Voltage (rated)	120	115
Amperage (rated)	-	4.6
Service Factor	-	NL

Test Data		
	Design	Actual
CFM	1400	1404
Fan RPM	1300	NA
Fan Rotation	-	CCW
Motor RPM	-	NA
System SetPt	-	MARKED ON DIAL
RL Voltage	-	107.2
RL Amperage	-	5.7
Total ESP	0.250"	0.47"
Fan Inlet SP	-	-0.47"
Fan Discharge SP	-	ATM

Completed By: Tyler Youells on 11/07/2025

Notes:

[1] AMP DRAW REMAINS UNCHANGED REGARDLESS OF SPEED DIAL POSITION. AMP DRAW IS 5.7/4.6

Written By: Tyler Youells on 11/07/2025


Unit Data - PHOTO LOG



10/06/2025



10/06/2025



10/06/2025

National TAB

Project:11-03-25 WAWA #8216 SOUTHAMPTON, PA

FAN - Exhaust



Diffuser Ret/Exh (GRD)

EF2/FOOD SERVICE

Asset									
Asset Name	Location	Type	Size	DESIGN CFM	AK	CFM(1)	CFM(2)	FINAL CFM	% to design
EGRD1	FOOD SERVICE	G1	12"	500	1	427	481	481	96.2
EGRD2	FOOD SERVICE	G1	12"	400	1	509	429	429	107.3
EGRD3	FOOD SERVICE	G1	12"	400	1	492	393	393	98.3
EGRD4	STAGING AREA	G1	8"	100	1	203	101	101	101.0
Total				1400		1631	1404	1404	100.29%

Completed By: Tyler Youells on 11/07/2025

