

Report By:

National TAB
1329 E. KEMPER ROAD
SUITE 4210
CINCINNATI, OH 45246



Report: TAB REPORT
Function: Test, Adjust, & Balance
Date: 02/02/2024

PROJECT
02-05-24 PERRY'S - VERNON HILLS, IL

122 HAWTHORN CENTER

VERNON HILLS, IL 60061

Client

Air Supply HVAC
8N450 TAMLING CT
UNIT B
BARTLETT, IL 60103

National TAB

Project: 02-05-24 PERRY'S - VERNON HILLS, IL

Table Of Contents

Section	Page #
Checklist Data	3
AHU/RTU	29
FAN - Exhaust	56
FAN - Supply	66
Fan Coil	67
Kitchen Hood Type I	68
File Data	72

CheckList List

- TECH - SITE PICTURES
- TECH - STEP 1: INITIAL SITE WALKTHROUGH
- TECH - STEP 2: UNIT DATA AND EVAL
- TECH - STEP 3: TEST, ADJUST AND BALANCE
- TECH - STEP 4: FINAL TESTS
- TECH - STEP 5: FINAL DOCUMENTATION



02-05-24 PERRY'S - VERNON HILLS, IL

CheckList Information

Name : TECH - SITE PICTURES **Status :** Not Completed
Assigned Organization : National TAB **Asset :**
Requesting Organization : National TAB
Created Date : 01/24/2024 - Brian Turnbough - National TAB

CheckList Item Details

STORE FRONT

Comment:



PERRYS_VERNON_HILLS_I..
02/16/2024

RTU-1

Comment:



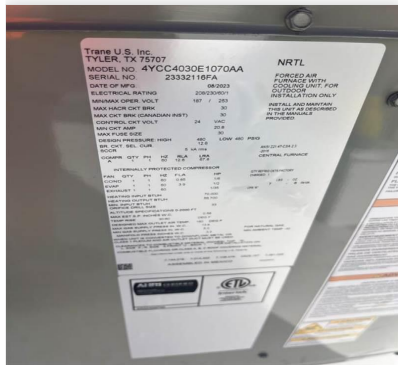
RTU_3_LABEL
02/16/2024



RTU_3
02/16/2024

RTU-4

Comment:



RTU_4_LABEL
02/16/2024



RTU_4
02/16/2024

RTU-5

Comment:




RTU_5_LABEL
02/16/2024



RTU_5
02/16/2024

RTU-6

Comment:



RTU_6_LABEL
02/16/2024




RTU_6
02/16/2024

RTU-7

Comment:



RTU-7
02/12/2024




UnitLabel(1)
02/12/2024

RTU-8

Comment:



RTU-8
02/12/2024




UnitLabel(1)
02/12/2024

RTU-9

Comment:



RTU-9
02/12/2024




UnitLabel(1)
02/12/2024

RTU-10

Comment:



RTU-10
02/12/2024



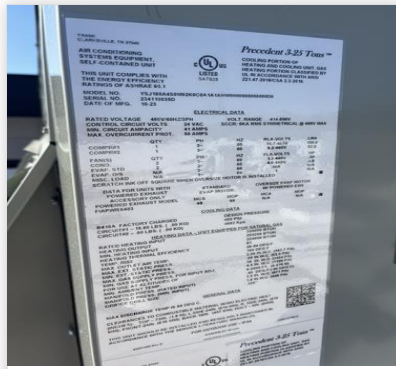
UnitLabel(1)
02/12/2024

RTU-11

Comment:



RTU-11
02/12/2024



UnitLabel(1)
02/12/2024

RTU-12

Comment:



RTU-12
02/12/2024



UnitLabel(1)
02/12/2024

RTU-13

Comment:




RTU-13
02/12/2024



UnitLabel(1)
02/12/2024

MAU-1

Comment:



MAU_LABEL
02/16/2024



MAU
02/16/2024

EF-1

Comment:



EF_1
02/16/2024



EF_1_LABEL
02/16/2024

EF-2

Comment:



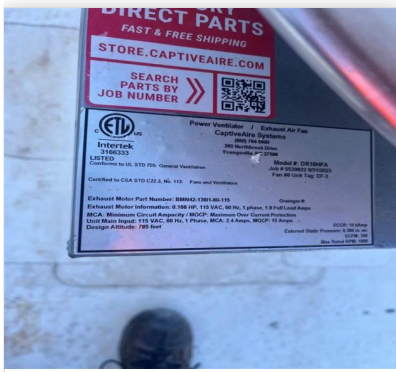
EF-2-Dishwasher
02/12/2024



UnitLabel(1)
02/12/2024

EF-3

Comment:



EF_3_LABEL
02/16/2024



EF_3
02/16/2024

EF-4

Comment:



EF-4
02/12/2024



UnitLabel(1)
02/12/2024

EF-5

Comment:




EF-5-Smoker
02/12/2024

KEF-1

Comment:



KEF-1-HD3
02/12/2024



Label
02/12/2024



Curb
02/12/2024

KEF-2

Comment:



KEF-2-HD2
02/12/2024



Label
02/12/2024



Curb
02/12/2024

KEF-3

Comment:



KEF-3-HD1
02/12/2024



Label
02/12/2024



Curb
02/12/2024

KEF-4

Comment:



KEF_4_CURB
02/16/2024



KEF_4
02/16/2024

HOOD-1

Comment:



HD-1-Left(1)
02/12/2024

HOOD-2

Comment:



HD-2-Center
02/12/2024

HOOD-3

Comment:



HD-3-Right
02/12/2024

HOOD-4

Comment:



**HD-4-Rear
02/12/2024**

DISHWASHER

Comment:



**DishwasherExhaust.jpe..
02/12/2024**



02-05-24 PERRY'S - VERNON HILLS, IL

CheckList Information

Name : TECH - STEP 1: INITIAL SITE WALKTHROUGH **Status :** Not Completed
Assigned Organization : National TAB **Asset :**
Requesting Organization : National TAB
Created Date : 01/24/2024 - Brian Turnbough - National TAB

CheckList Item Details

INITIAL SITE WALKTHROUGH

All diffusers and grilles are installed and match design? Yes

Comment:

RTU-13 diffuser 13-4 installation incomplete. Diffuser was drywalled over. Corrected by MC. /// Resolved ///

All hood filters installed and accounted for? Yes

Comment:

Hoods are wired and have power? Yes

Comment:

Hood is free of alarms? No

Comment:

No, hood has pressure switch and core fire system alarm. Alarm should cease once ANSUL and fire are installed.

Thermostats have power? Yes

Comment:

Honeywell Home thermostats are not programmable for this application. Recommend different thermostats. RTU-1 thermostat down button broken.

Have trades/general contractor been notified about any issues and are they created on FaciliBuild?

Comment:

Yes



02-05-24 PERRY'S - VERNON HILLS, IL

CheckList Information

Name : TECH - STEP 2: UNIT DATA AND EVAL **Status :** Not Completed
Assigned Organization : National TAB **Asset :**
Requesting Organization : National TAB
Created Date : 01/24/2024 - Brian Turnbough - National TAB

CheckList Item Details

UNIT DATA AND EVALUATION WHILE GATHERING UNIT DATA CHECK THE FOLLOWING:

RTU's/AHU's

Economizers are assembled and functional? Yes

Comment:

RTU-6 Economizer was not functional on arrival. Corrected by M.C. /// RESOLVED ///

DCV Max damper opening position is set to minimum? Yes

Comment:

Free cooling enthalpy set point set for lowest setting (Typically "D") Yes

Comment:

Motors are all operating below the FLA rating? Yes

Comment:

Are belts tight?

Comment:

Yes

If direct drive unit is the speed controller working.

Comment:

Yes

Is gas piping installed and valves turned on?

Yes

Comment:

Unit free of noticeable noise and vibration

Yes

Comment:

EF's

Rotation is correct?

Yes

Comment:

Belts are tight?

Comment:

NA, all fans are Direct Drive

Grease cup installed on hood fan?

Yes

Comment:

Hinge kit installed installed on hood fan?

Yes

Comment:

All fans lean to the West.

Lean fan back. Is grease duct installation adequate and is duct ran all the way to the base of the fan?

Yes

Comment:

Flex conduit is long enough so that fan can be completely tilted back?

Yes

Comment:

There is no major leakage around base of fan?

Yes

Comment:

Is the motor operating below the motor FLA rating?

Yes

Comment:

For restroom fan(s) is the back draft damper installed and can it fully open?	Yes
---	-----

Comment:

Unit free of noticeable noise and vibration?	Yes
--	-----

Comment:

MUA

Rotation is correct?	Yes
----------------------	-----

Comment:

Gas piping is installed and valves are in on position?	Yes
--	-----

Comment:

Heater tested and is functional?	Yes
----------------------------------	-----

Comment:

Internal motorized damper is fully opening?	Yes
---	-----

Comment:

Motor is operating below the FLA rating?	Yes
--	-----

Comment:

Unit free of noticeable noise and vibration?	Yes
--	-----

Comment:

HOODS

Kitchen equipment installed in proper places?	Yes
---	-----

Comment:

Can kitchen equipment be turned on for final smoke test?	N/A
--	-----

Comment:

Cooking equipment not yet started up.

DOCUMENTATION

Have trades/general contractor been notified about any issues and are they created on FaciliBuild? Yes

Comment:

Yes



02-05-24 PERRY'S - VERNON HILLS, IL

CheckList Information

Name : TECH - STEP 3: TEST, ADJUST AND BALANCE **Status :** Not Completed
Assigned Organization : National TAB **Asset :**
Requesting Organization : National TAB
Created Date : 01/24/2024 - Brian Turnbough - National TAB

CheckList Item Details

TEST, ADJUST, AND BALANCE ALL EQUIPMENT:

DURING TESTING MAKE NOTE OF THE FOLLOWING:

Is space free of drafting?	Yes
----------------------------	-----

Comment:

Is space comfortable in all areas?	Yes
------------------------------------	-----

Comment:

Is the space free of ventilation noise?	Yes
---	-----

Comment:

If deviations from design were necessary to resolve 1-3 what were they? Otherwise put "NA".

Comment:

NA



02-05-24 PERRY'S - VERNON HILLS, IL

CheckList Information

Name : TECH - STEP 4: FINAL TESTS **Status :** Not Completed
Assigned Organization : National TAB **Asset :**
Requesting Organization : National TAB
Created Date : 01/24/2024 - Brian Turnbough - National TAB

CheckList Item Details

FINAL TESTS

HOOD CAPTURE TEST

List equipment turned on for testing

Comment:

None

List smoke candle type used

Comment:

45 second smoke emitter

Smoke test capture - Perimeter of hood

Comment:

100%

Smoke test capture - Top of cooking surface

Comment:

100%

WITNESS

Date test was completed

02/14/2024

Comment:

TAB tech name / Firm

Comment:

Michael McDonnell

Site super name / Firm

Comment:

International Contractors Inc.

Owner representative name / Firm (if Applicable)

Comment:

NA

Building pressure at front & back doors (All Systems On)

Comment:

Unable to accurately measure building pressure; front door not installed, not all doors sealed. Do not anticipate any issues, total building airflow is net positive.

ADDITIONAL

Do actual net building airflow, design net building airflow, and pressure coincide? If not why? (All three should either be positive or negative)

Comment:

Yes

Thermostats are programmed?

No

Comment:

Thermostats are Honeywell Home thermostats. Unable to be programmed for this application.



02-05-24 PERRY'S - VERNON HILLS, IL

CheckList Information

Name : TECH - STEP 5: FINAL DOCUMENTATION **Status :** Not Completed
Assigned Organization : National TAB **Asset :**
Requesting Organization : National TAB
Created Date : 01/24/2024 - Brian Turnbough - National TAB

CheckList Item Details

FINAL DOCUMENTATION

Marked Data capture complete for all assets? Yes

Comment:

Picture file sent to processing team or uploaded? No

Comment:

Balance schedule complete and uploaded? Yes

Comment:

Prelim report generated and reviewed? Yes

Comment:

National TAB

Project: 02-05-24 PERRY'S - VERNON HILLS, IL

System/Unit: AHU/RTU



Asset: MAU1

AREA:HOODS

Unit Data		
	Design	Actual
MFG	CAPTIVE AIRE	CAPTIVE AIRE
Serial Num	-	5539822
Model Num	CASRTU3-I.400-18-20T	CASRTU3-I.400-18-20T
Type	-	DOAS
Configuration	-	VERTICAL
Num OA Filters 1	-	4
OA Filter Size 1	-	16X25X2
Num Final Filter 1	-	8
Final Filter Size 1	-	20X25X2

Test Data		
	Design	Actual
SF CFM	-	2959
SF RPM	-	1165
RA CFM	-	0
OA CFM	-	2959
RL Voltage	-	354 V @ VFD
RL Amperage	-	2.7 @ VFD
SF Rotation	-	CORRECT
RA Damper Position	-	0%
Min OA Damper Position	-	100%
Min OA Damper Type	-	ECONOMIZER

Motor Data		
	Design	Actual
Motor MFG	-	TECO WESTINGHOUSE
Frame	-	184T
Horsepower	-	2.0
Motor Rpm	-	1165
Phase	-	3
Rated Voltage	-	460
Rated Amperage	-	3.76

Performance Data		
	Design	Actual
Fan Discharge SP	-	0.268"
Total ESP	-	0.268"

General		
	Design	Actual
Fan Rotation Correct	-	YES
Unit Filters Clean	-	YES
Condensate Drain Installed	-	YES

Drive Data		
	Design	Actual
Motor Sheave Size	-	DD
Motor Bore Size	-	DD
Motor Sheave SetPt	-	60 HZ
Fan Sheave Size	-	DD
Fan Sheave Bore	-	DD
Belt CL Distance	-	DD
Num of Belts	-	DD
Belt Size	-	DD
Belt Alignment	-	DD

Completed By: Michael McDonnell on 02/16/2024

National TAB

Project: 02-05-24 PERRY'S - VERNON HILLS, IL

System/Unit: AHU/RTU



Asset: RTU11

AREA: SCULLERY/RR/OFFICES/PREP/STORAGE/DELIVERY

Unit Data		
	Design	Actual
MFG	TRANE	TRANE
Serial Num	-	234110035D
Model Num	YHD180	YHD180
Type	RTU	RTU
Configuration	VERTICAL	VERTICAL
Num OA Filters 1	-	1
OA Filter Size 1	-	65X17
Num Final Filter 1	-	8
Final Filter Size 1	-	20X24X2

Motor Data		
	Design	Actual
Motor MFG	-	EBM-PAPST
Frame	-	NL
Horsepower	3.00	3.0
Motor Rpm	-	1850
Phase	3	3
Rated Voltage	408	460
Rated Amperage	-	4.6

Drive Data		
	Design	Actual
Motor Sheave Size	-	DD
Motor Bore Size	-	DD
Motor Sheave SetPt	-	57%
Fan Sheave Size	-	DD
Fan Sheave Bore	-	DD
Belt CL Distance	-	DD
Num of Belts	-	DD
Belt Size	-	DD
Belt Alignment	-	DD

Test Data		
	Design	Actual
SF CFM	4800	4919
SF RPM	-	1054
RA CFM	3925	4083
OA CFM	875	836
RL Voltage	-	495/497/494
RL Amperage	-	2.0/2.0/2.0
SF Rotation	-	CORRECT
RA Damper Position	-	HIGH: 82% LOW: 71%
Min OA Damper Position	-	HIGH: 18% LOW: 29%
Min OA Damper Type	-	ECONOMIZER

Performance Data		
	Design	Actual
MA Plenum SP	-	-0.37"
Fan Suction SP	-	-0.68"
Fan Discharge SP	-	0.48"
Total ESP	1.00	0.85"
Fan Total SP	-	1.16"

General		
	Design	Actual
Fan Rotation Correct	-	YES
Unit Filters Clean	-	YES
Condensate Drain Installed	-	YES

Completed By: Michael McDonnell on 02/15/2024

National TAB

Project:02-05-24 PERRY'S - VERNON HILLS, IL

AHU/RTU



Diffuser Supply (GRD)

RTU11/SCULLERY/RR/OFFICES/PREP/STORAGE/DELIVERY

Asset									
Asset Name	Location	Type	Size	DESIGN CFM	AK	CFM(1)	CFM(2)	FINAL CFM	% to design
RTU11-SGRD1	CHAIR STORAGE	SD-4	6"	100	1.0	124	86	108	108.0
RTU11-SGRD2	PREP	SD-1	10"	325	1.0	409	288	343	105.5
RTU11-SGRD3	PREP	SD-1	12"	325	1.0	665	444	354	108.9
RTU11-SGRD4	PREP	SD-1	12"	325	1.0	701	493	355	109.2
RTU11-SGRD5	PREP	SD-1	12"	325	1.0	451	336	351	108.0
RTU11-SGRD6	PREP	SD-1	12"	325	1.0	642	456	319	98.2
RTU11-SGRD7	PREP	SD-3	10X12	300	1.0	384	326	311	103.7
RTU11-SGRD8	PREP	SD-1	12"	325	1.0	422	287	331	101.8
RTU11-SGRD9	PREP	SD-1	12"	325	1.0	535	375	329	101.2
RTU11-SGRD10	COOLER I	SD-1	12"	325	1.0	326	224	318	97.8
RTU11-SGRD11	PREP	SD-1	10"	325	1.0	344	226	294	90.5
RTU11-SGRD12	SCULLERY	SD-1	10"	325	1.0	429	298	316	97.2
RTU11-SGRD13	SCULLERY	SD-1	12"	325	1.0	631	431	346	106.5
RTU11-SGRD14	UNISEX TOILET	SD-4	6"	25	1.0	105	67	23	92.0
RTU11-SGRD15	OFFICE I	SD-5	10"	250	1.0	336	229	262	104.8
RTU11-SGRD16	OFFICE II	SD-5	10"	250	1.0	108	81	267	106.8
RTU11-SGRD17	DELIVERY	SD-1	10"	300	1.0	346	240	292	97.3
Total				4800		6958	4887	4919	102.48%

Completed By: Michael McDonnell on 02/08/2024

National TAB

Project: 02-05-24 PERRY'S - VERNON HILLS, IL

System/Unit: AHU/RTU



Asset: RTU12

AREA:SERVICE

Unit Data		
	Design	Actual
MFG	TRANE	TRANE
Serial Num	-	234510470L
Model Num	YHD150	YHD150
Type	RTU	RTU
Configuration	VERTICAL	VERTICAL
Num OA Filters 1	-	1
OA Filter Size 1	-	37.5X24
Num Final Filter 1	-	3
Final Filter Size 1	-	18X18X2
Num Final Filter 2	-	3
Final Filter Size 2	-	18X24X2

Motor Data		
	Design	Actual
Motor MFG	-	EBM-PAPST
Horsepower	3.00	5.0
Motor Rpm	-	1850
Phase	3	3
Rated Voltage	480	460
Rated Amperage	-	5.5

Drive Data		
	Design	Actual
Motor Sheave Size	-	DD
Motor Bore Size	-	DD
Motor Sheave SetPt	-	77%
Fan Sheave Size	-	DD
Fan Sheave Bore	-	DD
Belt CL Distance	-	DD
Num of Belts	-	DD
Belt Size	-	DD
Belt Alignment	-	DD

Test Data		
	Design	Actual
SF CFM	4800	4651
SF RPM	-	1495
RA CFM	3925	3751
OA CFM	875	900
RL Voltage	-	491/492/488
RL Amperage	-	2.3/2.3/2.4
SF Rotation	-	CORRECT
RA Damper Position	-	HIGH: 83% LOW: 71%
Min OA Damper Position	-	HIGH: 17% LOW: 29%
Min OA Damper Type	-	ECONOMIZER

Performance Data		
	Design	Actual
MA Plenum SP	-	-0.89"
Fan Suction SP	-	-1.12"
Fan Discharge SP	-	0.48"
Total ESP	1.00"	1.37"
Fan Total SP	-	1.60"

General		
	Design	Actual
Fan Rotation Correct	-	YES
Unit Filters Clean	-	YES
Condensate Drain Installed	-	YES

Completed By: Michael McDonnell on 02/16/2024

National TAB

Project:02-05-24 PERRY'S - VERNON HILLS, IL

AHU/RTU



Diffuser Supply (GRD)

RTU12/SERVICE

Asset									
Asset Name	Location	Type	Size	DESIGN CFM	AK	CFM(1)	CFM(2)	FINAL CFM	% to design
RTU12-SGRD1	BUSSER/BREA D	SD-1	12"	375	1.0	570	341	370	98.7
RTU12-SGRD2	SERVICE	SD-1	12"	425	1.0	487	426	445	104.7
RTU12-SGRD3	SERVICE	SD-1	12"	475	1.0	451	544	438	92.2
RTU12-SGRD4	SERVICE	SD-1	12"	475	1.0	546	431	509	107.2
RTU12-SGRD5	SERVICE	SD-1	12"	475	1.0	489	417	461	97.1
RTU12-SGRD6	SERVICE	SD-1	12"	475	1.0	511	417	436	91.8
RTU12-SGRD7	SERVICE	SD-1	12"	475	1.0	423	419	447	94.1
RTU12-SGRD8	SERVICE	SD-1	12"	475	1.0	279	419	486	102.3
RTU12-SGRD9	SERVICE	SD-1	12"	350	1.0	349	384	367	104.9
RTU12-SGRD10	SERVICE BAR	SD-1	12"	375	1.0	504	544	341	90.9
RTU12-SGRD11	SERVICE BAR	SD-1	12"	375	1.0	250	267	351	93.6
Total				4750		4859	4609	4651	97.92%

Completed By: Michael McDonnell on 02/08/2024

National TAB

Project: 02-05-24 PERRY'S - VERNON HILLS, IL

System/Unit: AHU/RTU



Asset: RTU1

AREA:ENTRY/HOST/LOBBY

Unit Data		
	Design	Actual
MFG	TRANE	TRANE
Serial Num	-	233610941L
Model Num	YHC060	YHC060
Type	RTU	RTU
Configuration	VERTICAL	VERTICAL
Num OA Filters 1	-	1
OA Filter Size 1	-	37.5X24
Num Final Filter 1	-	4
Final Filter Size 1	-	16X25X2

Motor Data		
	Design	Actual
Motor MFG	-	MARATHON
Frame	-	56
Horsepower	1.00	1.0
Motor Rpm	-	1725
Phase	3	3
Rated Voltage	480	460
Rated Amperage	-	1.6

Drive Data		
	Design	Actual
Motor Sheave Size	-	1VL34
Motor Bore Size	-	5/8"
Motor Sheave SetPt	-	5 TURNS OPEN
Fan Sheave Size	-	AK49
Fan Sheave Bore	-	3/4"
Belt CL Distance	-	9.5"
Num of Belts	-	1
Belt Size	-	AX29
Belt Alignment	-	VERIFIED

Test Data		
	Design	Actual
SF CFM	1600	1583
SF RPM	-	799
RA CFM	1400	1365
OA CFM	200	218
RL Voltage	-	489/493/493
RL Amperage	-	1.4/1.4/1.3
SF Rotation	-	CORRECT
Min OA Damper Position	-	1/4"
Min OA Damper Type	-	ECONOMIZER
OA Enthalpy Setpt	-	E

Performance Data		
	Design	Actual
MA Plenum SP	-	-0.13"
Fan Suction SP	-	-0.33"
Fan Discharge SP	-	0.42"
Total ESP	0.75"	0.55"
Fan Total SP	-	0.75"

General		
	Design	Actual
Fan Rotation Correct	-	YES
Unit Filters Clean	-	YES
Condensate Drain Installed	-	YES

Completed By: Michael McDonnell on 02/15/2024

National TAB

Project:02-05-24 PERRY'S - VERNON HILLS, IL

AHU/RTU



Diffuser Supply (GRD)

RTU1/ENTRY/HOST/LOBBY

Asset									
Asset Name	Location	Type	Size	DESIGN CFM	AK	CFM(1)	CFM(2)	FINAL CFM	% to design
RTU1-SGRD1	LOBBY	PSD-1	8"	200	1.0	177	210	210	105.0
RTU1-SGRD2	LOBBY	PSD-1	8"	200	1.0	174	177	177	88.5
RTU1-SGRD3	VESTIBULE	PSD-1	8"	150	1.0	236	135	135	90.0
RTU1-SGRD4	VESTIBULE	PSD-1	8"	150	1.0	184	142	142	94.7
RTU1-SGRD5	HOST	PSD-1	8"	200	1.0	185	187	187	93.5
RTU1-SGRD6	HOST	PSD-1	8"	75	1.0	219	72	72	96.0
RTU1-SGRD7	HOST	PSD-1	8"	200	1.0	131	180	180	90.0
RTU1-SGRD8	HOST	PSD-1	8"	150	1.0	228	170	170	113.3
RTU1-SGRD9	HOST	PSD-1	8"	125	1.0	218	157	157	125.6
RTU1-SGRD10	HOST	PSD-1	8"	150	1.0	128	153	153	102.0
Total				1600		1880	1583	1583	98.94%

Completed By: Michael McDonnell on 02/15/2024

National TAB

Project: 02-05-24 PERRY'S - VERNON HILLS, IL

System/Unit: AHU/RTU



Asset: RTU2

AREA:BAR DINING

Unit Data		
	Design	Actual
MFG	TRANE	TRANE
Serial Num	-	234510437L
Model Num	YHD150	YSJ150
Type	RTU	RTU
Configuration	VERTICAL	VERTICAL
Num OA Filters 1	-	1
OA Filter Size 1	-	37.5X24
Num Final Filter 1	-	3
Final Filter Size 1	-	18X24X2
Num Final Filter 2	-	3
Final Filter Size 2	-	18X18X2

Motor Data		
	Design	Actual
Motor MFG	-	EBM-PAPST
Frame	-	NL
Horsepower	3.00	5.0
Motor Rpm	-	1940
Phase	3	3
Rated Voltage	480	460
Rated Amperage	-	5.5

Drive Data		
	Design	Actual
Motor Sheave Size	-	DD
Motor Bore Size	-	DD
Motor Sheave SetPt	-	69%
Fan Sheave Size	-	DD
Fan Sheave Bore	-	DD
Belt CL Distance	-	DD
Num of Belts	-	DD
Belt Size	-	DD
Belt Alignment	-	DD

Test Data		
	Design	Actual
SF CFM	4000	3944
SF RPM	-	1339
RA CFM	3240	3176
OA CFM	760	768
RL Voltage	-	494/494/480
RL Amperage	-	2.0/1.8/2.0
SF Rotation	-	CORRECT
RA Damper Position	-	HIGH: 78% LOW: 69%
Min OA Damper Position	-	HIGH: 22% LOW: 31%
Min OA Damper Type	-	ECONOMIZER

Performance Data		
	Design	Actual
MA Plenum SP	-	-0.45"
Fan Suction SP	-	-0.71"
Fan Discharge SP	-	0.76"
Total ESP	0.75	1.21"
Fan Total SP	-	1.47"

General		
	Design	Actual
Fan Rotation Correct	-	YES
Unit Filters Clean	-	YES
Condensate Drain Installed	-	YES

Completed By: Michael McDonnell on 02/15/2024

National TAB

Project:02-05-24 PERRY'S - VERNON HILLS, IL

AHU/RTU



Diffuser Supply (GRD)

RTU2/BAR DINING

Asset									
Asset Name	Location	Type	Size	DESIGN CFM	AK	CFM(1)	CFM(2)	FINAL CFM	% to design
RTU2-SGRD1	BAR DINING	PSD-3	12"	575	1.0	753	690	582	101.2
RTU2-SGRD2	BAR DINING	PSD-3	12"	570	1.0	619	567	561	98.4
RTU2-SGRD3	BAR DINING	PSD-3	12"	570	1.0	579	555	562	98.6
RTU2-SGRD4	BAR DINING	PSD-3	12"	570	1.0	590	551	566	99.3
RTU2-SGRD5	BAR DINING	PSD-3	12"	570	1.0	689	585	557	97.7
RTU2-SGRD6	BAR DINING	PSD-3	12"	570	1.0	649	613	548	96.1
RTU2-SGRD7	BAR DINING	PSD-3	12"	575	1.0	532	474	568	98.8
Total				4000		4411	4035	3944	98.6%

Completed By: Michael McDonnell on 02/12/2024

National TAB

Project: 02-05-24 PERRY'S - VERNON HILLS, IL

System/Unit: AHU/RTU



Asset: RTU3

AREA:BAR

Unit Data		
	Design	Actual
MFG	TRANE	TRANE
Serial Num	-	233610933L
Model Num	YHC048	YHC048
Type	RTU	RTU
Configuration	VERTICAL	VERTICAL
Num OA Filters 1	-	1
OA Filter Size 1	-	37.5X24
Num Final Filter 1	-	4
Final Filter Size 1	-	16X25X2

Motor Data		
	Design	Actual
Motor MFG	-	MARATHON
Frame	-	56
Horsepower	1.00	1.0
Motor Rpm	-	1725
Phase	3	3
Rated Voltage	480	460
Rated Amperage	-	1.6

Drive Data		
	Design	Actual
Motor Sheave Size	-	3"
Motor Bore Size	-	7/8"
Motor Sheave SetPt	-	3.5 TURNS OPEN
Fan Sheave Size	-	AK51
Fan Sheave Bore	-	3/4"
Belt CL Distance	-	10.5"
Num of Belts	-	1
Belt Size	-	AX29
Belt Alignment	-	VERIFIED

Test Data		
	Design	Actual
SF CFM	1280	1314
SF RPM	-	880
RA CFM	1080	1105
OA CFM	200	209
RL Voltage	-	494/494/497
RL Amperage	-	1.5/1.5/1.6
SF Rotation	-	CORRECT
Min OA Damper Position	-	1/4" OPEN
Min OA Damper Type	-	ECONOMIZER
OA Enthalpy Setpt	-	E

Performance Data		
	Design	Actual
MA Plenum SP	-	-0.25"
Fan Suction SP	-	-0.44"
Fan Discharge SP	-	0.38"
Total ESP	0.75"	0.63"
Fan Total SP	-	0.82"

General		
	Design	Actual
Fan Rotation Correct	-	YES
Unit Filters Clean	-	YES
Condensate Drain Installed	-	YES

Completed By: Michael McDonnell on 02/15/2024

National TAB

Project:02-05-24 PERRY'S - VERNON HILLS, IL

AHU/RTU



Diffuser Supply (GRD)

RTU3/BAR

Asset									
Asset Name	Location	Type	Size	DESIGN CFM	AK	CFM(1)	CFM(2)	FINAL CFM	% to design
RTU3-SGRD1	BAR	PSD-1	8"	140	1.0	149	134	139	99.3
RTU3-SGRD2	BAR	PSD-1	8"	140	1.0	173	155	140	100.0
RTU3-SGRD3	BAR	PSD-2	8"	100	1.0	141	126	115	115.0
RTU3-SGRD4	BAR	PSD-1	8"	140	1.0	204	183	141	100.7
RTU3-SGRD5	BAR	PSD-1	8"	140	1.0	129	116	135	96.4
RTU3-SGRD6	BAR	PSD-2	8"	100	1.0	103	92	97	97.0
RTU3-SGRD7	BAR	PSD-1	8"	140	1.0	154	138	158	112.9
RTU3-SGRD8	BAR	PSD-2	8"	100	1.0	121	108	112	112.0
RTU3-SGRD9	BAR	PSD-1	8"	140	1.0	198	177	145	103.6
RTU3-SGRD10	BAR	PSD-1	8"	140	1.0	134	120	132	94.3
Total				1280		1506	1349	1314	102.66%

Completed By: Michael McDonnell on 02/15/2024

National TAB

Project: 02-05-24 PERRY'S - VERNON HILLS, IL

System/Unit: AHU/RTU



Asset: RTU4

AREA:WOMENS RR

Unit Data		
	Design	Actual
MFG	TRANE	TRANE
Serial Num	-	23332116FA
Model Num	4YCC4030	4YCC4030
Type	RTU	RTU
Configuration	VERTICAL	VERTICAL
Num OA Filters 1	-	1
OA Filter Size 1	-	14.5X18.5
Num Final Filter 1	-	1
Final Filter Size 1	-	FILTER MEDIA

Motor Data		
	Design	Actual
Horsepower	0.33	0.5
Motor Rpm	-	NL
Phase	1	1
Rated Voltage	208	208/230
Rated Amperage	-	3.9

Drive Data		
	Design	Actual
Motor Sheave Size	-	DD
Motor Bore Size	-	DD
Motor Sheave SetPt	-	HEATING: LOW (TAP 4) COOLING LOW (TAP 2)
Fan Sheave Size	-	DD
Fan Sheave Bore	-	DD
Belt CL Distance	-	DD
Num of Belts	-	DD
Belt Size	-	DD
Belt Alignment	-	DD

Test Data		
	Design	Actual
SF CFM	600	940
SF RPM	-	DD
RA CFM	450	786
OA CFM	150	154
RL Voltage	-	208
RL Amperage	-	1.5
SF Rotation	-	CORRECT
Min OA Damper Position	-	HIGH: 1/4" LOW: 1/2"
Min OA Damper Type	-	ECONOMIZER
OA Enthalpy Setpt	-	E

Performance Data		
	Design	Actual
MA Plenum SP	-	-0.21"
Fan Suction SP	-	-0.32"
Fan Discharge SP	-	0.46"
Total ESP	0.75"	0.67"
Fan Total SP	-	0.78"

General		
	Design	Actual
Fan Rotation Correct	-	YES
Unit Filters Clean	-	YES
Condensate Drain Installed	-	YES

Completed By: Michael McDonnell on 02/15/2024

Notes:

[1] UNIT IS WITHIN IN DESIGN WHEN ON TAP 1 (G-FAN ONLY) AT 605 CFM. FAN INCREASES SPEED FOR HEAT AND COOL. HEAT IS LANDED ON TAP 4 AND COOL ON TAP 2. PER THE MANUAL THIS IS LOW SPEED CONFIGURATION FOR BOTH STAGES. UNABLE TO RUN HEAT OR COOL AT TAP 1.

Written By: Michael McDonnell on 02/16/2024

National TAB

Project:02-05-24 PERRY'S - VERNON HILLS, IL

AHU/RTU



Diffuser Supply (GRD)

RTU4/WOMENS RR

Asset									
Asset Name	Location	Type	Size	DESIGN CFM	AK	CFM(1)	CFM(2)	FINAL CFM	% to design
RTU4-SGRD1	WOMENS RR	PSD-1	8"	150	1.0	241	241	241	160.7
RTU4-SGRD2	MENS RR	PSD-1	8"	150	1.0	228	228	228	152.0
RTU4-SGRD3	MENS RR	PSD-1	8"	150	1.0	237	237	237	158.0
RTU4-SGRD4	MENS RR	PSD-1	8"	150	1.0	234	234	234	156.0
Total				600		940	940	940	156.67%

Completed By: Michael McDonnell on 02/15/2024

National TAB

Project: 02-05-24 PERRY'S - VERNON HILLS, IL

System/Unit: AHU/RTU



Asset: RTU5

AREA:PRIVATE DINING I

Unit Data		
	Design	Actual
MFG	TRANE	TRANE
Serial Num	-	233610167L
Model Num	YHC037	YHC037
Type	RTU	RTU
Configuration	VERTICAL	VERTICAL
Num OA Filters 1	-	1
OA Filter Size 1	-	26.75X15.25
Num Final Filter 1	-	2
Final Filter Size 1	-	20X30X2

Motor Data		
	Design	Actual
Motor MFG	-	GENTEQ
Horsepower	0.75	0.75
Motor Rpm	-	NL
Phase	3	1
Rated Voltage	480	208
Rated Amperage	-	3.7

Drive Data		
	Design	Actual
Motor Sheave Size	-	DD
Motor Bore Size	-	DD
Motor Sheave SetPt	-	1.8 VDC
Fan Sheave Size	-	DD
Fan Sheave Bore	-	DD
Belt CL Distance	-	DD
Num of Belts	-	DD
Belt Size	-	DD
Belt Alignment	-	DD

Test Data		
	Design	Actual
SF CFM	960	988
SF RPM	-	DD
RA CFM	760	805
OA CFM	200	183
RL Voltage	-	210
RL Amperage	-	0.6
SF Rotation	-	CW, CORRECT
Min OA Damper Position	-	1/4"
Min OA Damper Type	-	ECONOMIZER
OA Enthalpy Setpt	-	E

Performance Data		
	Design	Actual
MA Plenum SP	-	-0.18"
Fan Suction SP	-	-0.30"
Fan Discharge SP	-	0.28"
Total ESP	0.75"	0.46"
Fan Total SP	-	0.58"

General		
	Design	Actual
Fan Rotation Correct	-	YES
Unit Filters Clean	-	YES
Condensate Drain Installed	-	YES

Completed By: Michael McDonnell on 02/16/2024

National TAB

Project:02-05-24 PERRY'S - VERNON HILLS, IL

AHU/RTU



Diffuser Supply (GRD)

RTU5/PRIVATE DINING I

Asset									
Asset Name	Location	Type	Size	DESIGN CFM	AK	CFM(1)	CFM(2)	FINAL CFM	% to design
RTU5-SGRD1	PRIVATE DINING I	PSD-1	8"	120	1.0	48	89	89	74.2
RTU5-SGRD2	PRIVATE DINING I	PSD-1	8"	120	1.0	117	131	131	109.2
RTU5-SGRD3	PRIVATE DINING I	PSD-1	8"	120	1.0	85	118	118	98.3
RTU5-SGRD4	PRIVATE DINING I	PSD-1	8"	120	1.0	158	154	154	128.3
RTU5-SGRD5	PRIVATE DINING I	PSD-1	8"	120	1.0	139	143	143	119.2
RTU5-SGRD6	PRIVATE DINING I	PSD-1	8"	120	1.0	104	108	108	90.0
RTU5-SGRD7	PRIVATE DINING I	PSD-1	8"	120	1.0	145	142	142	118.3
RTU5-SGRD8	PRIVATE DINING I	PSD-1	8"	120	1.0	81	103	103	85.8
Total				960		877	988	988	102.92%

Completed By: Michael McDonnell on 02/16/2024

National TAB

Project: 02-05-24 PERRY'S - VERNON HILLS, IL

System/Unit: AHU/RTU



Asset: RTU6

AREA:PRIVATE DINING II

Unit Data		
	Design	Actual
MFG	TRANE	TRANE
Serial Num	-	234412019L
Model Num	YHC092	YSJ090
Type	RTU	RTU
Configuration	VERTICAL	VERTICAL
Num OA Filters 1	-	1
OA Filter Size 1	-	37.5X24
Num Final Filter 1	-	3
Final Filter Size 1	-	16X24X2
Num Final Filter 2	-	2
Final Filter Size 2	-	18X24X2

Motor Data		
	Design	Actual
Motor MFG	-	EBM-PAPST
Horsepower	1.00	3.0
Motor Rpm	-	1850
Phase	3	3
Rated Voltage	480	460
Rated Amperage	-	4.6

Drive Data		
	Design	Actual
Motor Sheave Size	-	DD
Motor Bore Size	-	DD
Motor Sheave SetPt	-	55%
Fan Sheave Size	-	DD
Fan Sheave Bore	-	DD
Belt CL Distance	-	DD
Num of Belts	-	DD
Belt Size	-	DD
Belt Alignment	-	DD

Test Data		
	Design	Actual
SF CFM	2400	2325
SF RPM	-	1018
RA CFM	1990	1937
OA CFM	410	388
RL Voltage	-	491/493/495
RL Amperage	-	1.1/1.2/1.1
SF Rotation	-	CORRECT
RA Damper Position	-	HIGH: 80% LOW: 71%
Min OA Damper Position	-	HIGH: 20% LOW: 29%
Min OA Damper Type	-	ECONOMIZER

Performance Data		
	Design	Actual
MA Plenum SP	-	-0.26"
Fan Suction SP	-	-0.46"
Fan Discharge SP	-	0.52"
Total ESP	0.75"	0.78"
Fan Total SP	-	0.98"

General		
	Design	Actual
Fan Rotation Correct	-	YES
Unit Filters Clean	-	YES
Condensate Drain Installed	-	YES

Completed By: Michael McDonnell on 02/15/2024

National TAB

Project:02-05-24 PERRY'S - VERNON HILLS, IL

AHU/RTU



Diffuser Supply (GRD)

RTU6/PRIVATE DINING II

Asset									
Asset Name	Location	Type	Size	DESIGN CFM	AK	CFM(1)	CFM(2)	FINAL CFM	% to design
RTU6-SGRD1	PRIVATE DINING II	PSD-1	8"	200	1.0	204	143	169	84.5
RTU6-SGRD2	PRIVATE DINING II	PSD-1	8"	200	1.0	330	228	195	97.5
RTU6-SGRD3	PRIVATE DINING II	PSD-1	8"	200	1.0	361	243	221	110.5
RTU6-SGRD4	PRIVATE DINING II	PSD-1	8"	200	1.0	329	234	198	99.0
RTU6-SGRD5	PRIVATE DINING II	PSD-1	8"	200	1.0	230	187	204	102.0
RTU6-SGRD6	PRIVATE DINING II	PSD-1	8"	200	1.0	211	141	171	85.5
RTU6-SGRD7	PRIVATE DINING II	PSD-1	8"	200	1.0	243	175	188	94.0
RTU6-SGRD8	PRIVATE DINING II	PSD-1	8"	200	1.0	266	261	214	107.0
RTU6-SGRD9	PRIVATE DINING II	PSD-1	8"	200	1.0	241	167	184	92.0
RTU6-SGRD10	PRIVATE DINING II	PSD-1	8"	200	1.0	300	219	192	96.0
RTU6-SGRD11	PRIVATE DINING II	PSD-1	8"	200	1.0	363	268	188	94.0
RTU6-SGRD12	PRIVATE DINING II	PSD-1	8"	200	1.0	250	170	201	100.5
Total				2400		3328	2436	2325	96.88%

Completed By: Michael McDonnell on 02/15/2024

National TAB

Project: 02-05-24 PERRY'S - VERNON HILLS, IL

System/Unit: AHU/RTU



Asset: RTU7

AREA:PRIVATE DINING III

Unit Data		
	Design	Actual
MFG	TRANE	TRANE
Serial Num	-	234411929L
Model Num	YHC092	YHC092
Type	RTU	RTU
Configuration	VERTICAL	VERTICAL
Num OA Filters 1	-	1
OA Filter Size 1	-	37.5X24
Num Final Filter 1	-	3
Final Filter Size 1	-	16X24X2
Num Final Filter 2	-	2
Final Filter Size 2	-	18X24X2

Motor Data		
	Design	Actual
Motor MFG	-	EBM-PAPST
Frame	-	NL
Horsepower	2.75	3.0
Motor Rpm	-	1850
Phase	3	3
Rated Voltage	480	460
Rated Amperage	-	4.6

Drive Data		
	Design	Actual
Motor Sheave Size	-	DD
Motor Bore Size	-	DD
Motor Sheave SetPt	-	55%
Fan Sheave Size	-	DD
Fan Sheave Bore	-	DD
Belt CL Distance	-	DD
Num of Belts	-	DD
Belt Size	-	DD
Belt Alignment	-	DD

Test Data		
	Design	Actual
SF CFM	2400	2504
SF RPM	-	1018
RA CFM	1880	1942
OA CFM	520	562
RL Voltage	-	495/497/494
RL Amperage	-	1.1/1.1/1.1
SF Rotation	-	CORRECT
RA Damper Position	-	HIGH: 80% LOW: 68%
Min OA Damper Position	-	HIGH: 20% LOW: 32%
Min OA Damper Type	-	ECONOMIZER

Performance Data		
	Design	Actual
MA Plenum SP	-	-0.31"
Fan Suction SP	-	-0.52"
Fan Discharge SP	-	0.45"
Total ESP	0.75"	0.76"
Fan Total SP	-	0.97"

General		
	Design	Actual
Fan Rotation Correct	-	YES
Unit Filters Clean	-	YES
Condensate Drain Installed	-	YES

Completed By: Michael McDonnell on 02/15/2024

National TAB

Project:02-05-24 PERRY'S - VERNON HILLS, IL

AHU/RTU



Diffuser Supply (GRD)

RTU7/PRIVATE DINING III

Asset									
Asset Name	Location	Type	Size	DESIGN CFM	AK	CFM(1)	CFM(2)	FINAL CFM	% to design
RTU7-SGRD1	PRIVATE DINING III	PSD-1	8"	175	1.0	188	166	161	92.0
RTU7-SGRD2	PRIVATE DINING III	PSD-1	8"	175	1.0	249	184	172	98.3
RTU7-SGRD3	PRIVATE DINING III	PSD-1	8"	175	1.0	244	167	161	92.0
RTU7-SGRD4	PRIVATE DINING III	PSD-2	8"	100	1.0	218	178	116	116.0
RTU7-SGRD5	PRIVATE DINING III	PSD-1	8"	175	1.0	275	197	193	110.3
RTU7-SGRD6	PRIVATE DINING III	PSD-1	8"	175	1.0	223	179	198	113.1
RTU7-SGRD7	PRIVATE DINING III	PSD-1	8"	175	1.0	230	233	201	114.9
RTU7-SGRD8	PRIVATE DINING III	SD-1	6"	50	1.0	132	116	54	108.0
RTU7-SGRD9	PRIVATE DINING III	PSD-1	8"	175	1.0	274	190	193	110.3
RTU7-SGRD10	PRIVATE DINING III	PSD-1	8"	175	1.0	218	144	154	88.0
RTU7-SGRD11	PRIVATE DINING III	PSD-1	8"	175	1.0	229	197	185	105.7
RTU7-SGRD12	PRIVATE DINING III	PSD-2	8"	75	1.0	166	130	98	130.7
RTU7-SGRD13	PRIVATE DINING III	PSD-1	8"	175	1.0	208	180	184	105.1
RTU7-SGRD14	PRIVATE DINING III	PSD-1	8"	175	1.0	167	154	178	101.7
RTU7-SGRD15	PRIVATE DINING III	PSD-1	8"	175	1.0	184	179	184	105.1
RTU7-SGRD16	PRIVATE DINING III	PSD-2	8"	75	1.0	112	103	72	96.0
Total				2400		3317	2697	2504	104.33%

Completed By: Michael McDonnell on 02/07/2024

National TAB

Project: 02-05-24 PERRY'S - VERNON HILLS, IL

System/Unit: AHU/RTU



Asset: RTU8

AREA:MAIN DINING II

Unit Data		
	Design	Actual
MFG	TRANE	TRANE
Serial Num	-	234410704L
Model Num	YHC120	YSJ120
Type	RTU	RTU
Configuration	VERTICAL	VERTICAL
Num OA Filters 1	-	1
OA Filter Size 1	-	37.5X24
Num Final Filter 1	-	3
Final Filter Size 1	-	16X24X2
Num Final Filter 2	-	2
Final Filter Size 2	-	18X24X2

Motor Data		
	Design	Actual
Motor MFG	-	EBM-PAPST
Frame	-	NL
Horsepower	2.75	3.0
Motor Rpm	-	1850
Phase	3	3
Rated Voltage	480	460
Rated Amperage	-	4.6

Drive Data		
	Design	Actual
Motor Sheave Size	-	DD
Motor Bore Size	-	DD
Motor Sheave SetPt	-	68%
Fan Sheave Size	-	DD
Fan Sheave Bore	-	DD
Belt CL Distance	-	DD
Num of Belts	-	DD
Belt Size	-	DD
Belt Alignment	-	DD

Test Data		
	Design	Actual
SF CFM	3200	3126
SF RPM	-	1258
RA CFM	2160	2101
OA CFM	1040	1025
RL Voltage	-	497/497/494
RL Amperage	-	1.6/1.6/1.6
SF Rotation	-	CORRECT
RA Damper Position	-	HIGH: 75% LOW: 63%
Min OA Damper Position	-	HIGH: 25% LOW: 37%
Min OA Damper Type	-	ECONOMIZER

Performance Data		
	Design	Actual
MA Plenum SP	-	-0.48"
Fan Suction SP	-	-0.79"
Fan Discharge SP	-	0.62"
Total ESP	0.75	1.10"
Fan Total SP	-	1.41"

General		
	Design	Actual
Fan Rotation Correct	-	YES
Unit Filters Clean	-	YES
Condensate Drain Installed	-	YES

Completed By: Michael McDonnell on 02/15/2024

National TAB

Project:02-05-24 PERRY'S - VERNON HILLS, IL

AHU/RTU



Diffuser Supply (GRD)

RTU8/MAIN DINING II

Asset									
Asset Name	Location	Type	Size	DESIGN CFM	AK	CFM(1)	CFM(2)	FINAL CFM	% to design
RTU8-SGRD1	MAIN DINING II	PSD-1	8"	200	1.0	69	189	184	92.0
RTU8-SGRD2	MAIN DINING II	PSD-1	8"	200	1.0	126	167	171	85.5
RTU8-SGRD3	MAIN DINING II	PSD-1	8"	200	1.0	168	145	182	91.0
RTU8-SGRD4	MAIN DINING II	PSD-1	8"	200	1.0	138	141	165	82.5
RTU8-SGRD5	MAIN DINING II	PSD-1	8"	200	1.0	173	172	189	94.5
RTU8-SGRD6	MAIN DINING II	PSD-2	8"	100	1.0	162	165	105	105.0
RTU8-SGRD7	MAIN DINING II	PSD-1	8"	130	1.0	223	228	138	106.2
RTU8-SGRD8	MAIN DINING II	PSD-1	8"	130	1.0	249	254	141	108.5
RTU8-SGRD9	MAIN DINING II	PSD-1	8"	170	1.0	194	198	196	115.3
RTU8-SGRD10	MAIN DINING II	PSD-1	8"	170	1.0	188	192	190	111.8
RTU8-SGRD11	MAIN DINING II	PSD-2	8"	100	1.0	209	214	102	102.0
RTU8-SGRD12	MAIN DINING II	PSD-1	8"	200	1.0	169	174	180	90.0
RTU8-SGRD13	MAIN DINING II	PSD-1	8"	200	1.0	185	189	184	92.0
RTU8-SGRD14	MAIN DINING II	PSD-1	8"	200	1.0	206	211	226	113.0
RTU8-SGRD15	MAIN DINING II	PSD-1	8"	200	1.0	204	208	218	109.0
RTU8-SGRD16	MAIN DINING II	PSD-1	8"	200	1.0	177	181	175	87.5
RTU8-SGRD17	MAIN DINING II	PSD-1	8"	200	1.0	205	201	196	98.0
RTU8-SGRD18	MAIN DINING II	PSD-1	8"	200	1.0	228	233	184	92.0
Total				3200		3273	3462	3126	97.69%

Completed By: Michael McDonnell on 02/15/2024

National TAB

Project: 02-05-24 PERRY'S - VERNON HILLS, IL

System/Unit: AHU/RTU



Asset: RTU9

AREA:MAIN DINING I

Unit Data		
	Design	Actual
MFG	TRANE	TRANE
Serial Num	-	234510465L
Model Num	YHD150	YSJ150
Type	RTU	RTU
Configuration	VERTICAL	VERTICAL
Num OA Filters 1	-	37.5X24
OA Filter Size 1	-	3
Num Final Filter 1	-	3
Final Filter Size 1	-	18X24X2
Num Final Filter 2	-	3
Final Filter Size 2	-	18X18X2

Motor Data		
	Design	Actual
Motor MFG	-	EBM-PAPST
Frame	-	NL
Horsepower	3.00	5.0
Motor Rpm	-	1940
Phase	3	3
Rated Voltage	480	460
Rated Amperage	-	5.5

Drive Data		
	Design	Actual
Motor Sheave Size	-	DD
Motor Bore Size	-	DD
Motor Sheave SetPt	-	74%
Fan Sheave Size	-	DD
Fan Sheave Bore	-	DD
Belt CL Distance	-	DD
Num of Belts	-	DD
Belt Size	-	DD
Belt Alignment	-	DD

Test Data		
	Design	Actual
SF CFM	4000	3962
SF RPM	-	1435
RA CFM	3160	3144
OA CFM	840	818
RL Voltage	-	496/498/494
RL Amperage	-	2.2/2.3/2.3
SF Rotation	-	CORRECT
RA Damper Position	-	HIGH: 73% LOW: 64%
Min OA Damper Position	-	HIGH: 027% LOW: 36%
Min OA Damper Type	-	ECONOMIZER

Performance Data		
	Design	Actual
MA Plenum SP	-	-0.60"
Fan Suction SP	-	-0.87"
Fan Discharge SP	-	0.70"
Total ESP	0.75"	1.30"
Fan Total SP	-	1.57"

General		
	Design	Actual
Fan Rotation Correct	-	YES
Unit Filters Clean	-	YES
Condensate Drain Installed	-	YES

Completed By: Michael McDonnell on 02/15/2024

National TAB

Project:02-05-24 PERRY'S - VERNON HILLS, IL

AHU/RTU



Diffuser Supply (GRD)

RTU9/MAIN DINING I

Asset									
Asset Name	Location	Type	Size	DESIGN CFM	AK	CFM(1)	CFM(2)	FINAL CFM	% to design
RTU9-SGRD1	MAIN DINING I	PSD-1	8"	180	1.0	201	211	190	105.6
RTU9-SGRD2	MAIN DINING I	PSD-1	8"	180	1.0	185	194	199	110.6
RTU9-SGRD3	MAIN DINING I	PSD-1	8"	180	1.0	211	222	194	107.8
RTU9-SGRD4	MAIN DINING I	PSD-1	8"	200	1.0	261	274	204	102.0
RTU9-SGRD5	MAIN DINING I	PSD-2	6"	85	1.0	54	57	75	88.2
RTU9-SGRD6	MAIN DINING I	PSD-1	8"	180	1.0	103	108	148	82.2
RTU9-SGRD7	MAIN DINING I	PSD-1	8"	180	1.0	231	242	182	101.1
RTU9-SGRD8	MAIN DINING I	PSD-1	8"	180	1.0	157	165	171	95.0
RTU9-SGRD9	MAIN DINING I	PSD-1	8"	180	1.0	266	279	184	102.2
RTU9-SGRD10	MAIN DINING I	PSD-1	8"	180	1.0	138	145	169	93.9
RTU9-SGRD11	MAIN DINING I	PSD-1	8"	180	1.0	154	162	172	95.6
RTU9-SGRD12	MAIN DINING I	PSD-1	8"	180	1.0	172	181	194	107.8
RTU9-SGRD13	MAIN DINING I	PSD-1	8"	180	1.0	130	137	157	87.2
RTU9-SGRD14	MAIN DINING I	PSD-1	8"	180	1.0	316	332	174	96.7
RTU9-SGRD15	MAIN DINING I	PSD-1	8"	180	1.0	245	257	190	105.6
RTU9-SGRD16	MAIN DINING I	PSD-1	8"	180	1.0	167	175	188	104.4
RTU9-SGRD17	MAIN DINING I	PSD-1	8"	180	1.0	199	209	212	117.8
RTU9-SGRD18	MAIN DINING I	PSD-1	8"	180	1.0	174	183	179	99.4
RTU9-SGRD19	MAIN DINING I	PSD-1	8"	180	1.0	159	167	164	91.1
RTU9-SGRD20	MAIN DINING I	PSD-2	8"	115	1.0	56	59	98	85.2
RTU9-SGRD21	MAIN DINING I	PSD-1	8"	180	1.0	167	175	171	95.0
RTU9-SGRD22	MAIN DINING I	PSD-1	8"	180	1.0	112	118	158	87.8
RTU9-SGRD23	MAIN DINING I	PSD-1	8"	180	1.0	162	170	189	105.0
Total				4000		4020	4222	3962	99.05%

Completed By: Michael McDonnell on 02/15/2024

National TAB

Project: 02-05-24 PERRY'S - VERNON HILLS, IL

System/Unit: AHU/RTU



Asset: RTU10

AREA:ROOM 79

Unit Data		
	Design	Actual
MFG	TRANE	TRANE
Serial Num	-	234412034L
Model Num	YHC092	YSJ090A
Type	RTU	RTU
Configuration	VERTICAL	VERTICAL
Num OA Filters 1	-	1
OA Filter Size 1	-	37.5X24
Num Final Filter 1	-	3
Final Filter Size 1	-	16X24X2
Num Final Filter 2	-	2
Final Filter Size 2	-	18X24X2

Motor Data		
	Design	Actual
Motor MFG	-	EBM-PAPST
Frame	-	NL
Horsepower	1.00	3.0
Motor Rpm	-	1850
Phase	3	3
Rated Voltage	480	460
Rated Amperage	-	4.6

Drive Data		
	Design	Actual
Motor Sheave Size	-	DD
Motor Bore Size	-	DD
Motor Sheave SetPt	-	55%
Fan Sheave Size	-	DD
Fan Sheave Bore	-	DD
Belt CL Distance	-	DD
Num of Belts	-	DD
Belt Size	-	DD
Belt Alignment	-	DD

Test Data		
	Design	Actual
SF CFM	2400	2505
SF RPM	-	1017
RA CFM	2185	2299
OA CFM	215	206
RL Voltage	-	496/497/494
RL Amperage	-	1.0/1.0/1.0
SF Rotation	-	CORRECT
RA Damper Position	-	HIGH: 92% LOW: 85%
Min OA Damper Position	-	HIGH: 8% LOW: 15%
Min OA Damper Type	-	ECONOMIZER

Performance Data		
	Design	Actual
MA Plenum SP	-	-0.25"
Fan Suction SP	-	-0.56"
Fan Discharge SP	-	0.52"
Total ESP	0.75"	0.77"
Fan Total SP	-	1.08"

General		
	Design	Actual
Fan Rotation Correct	-	YES
Unit Filters Clean	-	YES
Condensate Drain Installed	-	YES

Completed By: Michael McDonnell on 02/15/2024

Notes:
090 SINGLE COMPRESSOR, PLANS CALL FOR 092= 7.5 TON, DUAL COMPRESSOR.

Written By: Michael McDonnell on 02/05/2024

National TAB

Project:02-05-24 PERRY'S - VERNON HILLS, IL

AHU/RTU



Diffuser Supply (GRD)

RTU10/ROOM 79

Asset									
Asset Name	Location	Type	Size	DESIGN CFM	AK	CFM(1)	CFM(2)	FINAL CFM	% to design
RTU10-SGRD1	ROOM 79	PSD-1	8"	190	1.0	281	199	208	109.5
RTU10-SGRD2	ROOM 79	PSD-1	8"	190	1.0	262	250	214	112.6
RTU10-SGRD3	ROOM 79	PSD-1	8"	205	1.0	271	195	200	97.6
RTU10-SGRD4	ROOM 79	PSD-1	8"	205	1.0	249	209	219	106.8
RTU10-SGRD5	ROOM 79	PSD-1	8"	205	1.0	211	210	221	107.8
RTU10-SGRD6	ROOM 79	PSD-1	8"	205	1.0	279	187	218	106.3
RTU10-SGRD7	ROOM 79	PSD-1	8"	205	1.0	313	178	203	99.0
RTU10-SGRD8	ROOM 79	PSD-1	8"	205	1.0	426	248	214	104.4
RTU10-SGRD9	ROOM 79	PSD-1	8"	205	1.0	340	214	226	110.2
RTU10-SGRD10	ROOM 79	PSD-1	8"	205	1.0	187	271	214	104.4
RTU10-SGRD11	ROOM 79	PSD-1	8"	190	1.0	300	239	194	102.1
RTU10-SGRD12	ROOM 79	PSD-1	8"	190	1.0	204	130	174	91.6
Total				2400		3323	2530	2505	104.38%

Completed By: Michael McDonnell on 02/07/2024

National TAB

Project: 02-05-24 PERRY'S - VERNON HILLS, IL

System/Unit: AHU/RTU



Asset: RTU13

AREA:BAR

Unit Data		
	Design	Actual
MFG	TRANE	TRANE
Serial Num	-	234411963L
Model Num	YHC102	YSJ090
Type	RTU	RTU
Configuration	VERTICAL	VERTICAL
Num OA Filters 1	-	1
OA Filter Size 1	-	37.5X24
Num Final Filter 1	-	3
Final Filter Size 1	-	16X24X2
Num Final Filter 2	-	3
Final Filter Size 2	-	18X24X2

Motor Data		
	Design	Actual
Motor MFG	-	EBM-PAPST
Frame	-	NL
Horsepower	2.00	3.0
Motor Rpm	-	1850
Phase	3	3
Rated Voltage	480	460
Rated Amperage	-	4.6

Drive Data		
	Design	Actual
Motor Sheave Size	-	DD
Motor Bore Size	-	DD
Motor Sheave SetPt	-	67%
Fan Sheave Size	-	DD
Fan Sheave Bore	-	DD
Belt CL Distance	-	DD
Num of Belts	-	DD
Belt Size	-	DD
Belt Alignment	-	DD

Test Data		
	Design	Actual
SF CFM	2720	2766
SF RPM	-	1138
RA CFM	2260	2323
OA CFM	480	443
RL Voltage	-	495/494/498
RL Amperage	-	1.6/1.6/1.6
SF Rotation	-	CORRECT
RA Damper Position	-	HIGH: 90% LOW: 81%
Min OA Damper Position	-	HIGH: 10% LOW: 19%
Min OA Damper Type	-	ECONOMIZER

Performance Data		
	Design	Actual
MA Plenum SP	-	-0.53"
Fan Suction SP	-	-0.81"
Fan Discharge SP	-	0.51"
Total ESP	0.75"	1.04"
Fan Total SP	-	1.32"

General		
	Design	Actual
Fan Rotation Correct	-	YES
Unit Filters Clean	-	YES
Condensate Drain Installed	-	YES

Completed By: Michael McDonnell on 02/15/2024

National TAB

Project:02-05-24 PERRY'S - VERNON HILLS, IL

AHU/RTU



Diffuser Supply (GRD)

RTU13/BAR

Asset									
Asset Name	Location	Type	Size	DESIGN CFM	AK	CFM(1)	CFM(2)	FINAL CFM	% to design
RTU13-SGRD1	BAR	PSD-1	8"	165	1.0	282	170	178	107.9
RTU13-SGRD2	BAR	PSD-1	8"	165	1.0	293	154	168	101.8
RTU13-SGRD3	BAR	PSD-1	8"	165	1.0	253	183	190	115.2
RTU13-SGRD4	BAR	PSD-4	8"	150	1.0	0	167	162	108.0
RTU13-SGRD5	BAR	PSD-1	8"	200	1.0	154	182	189	94.5
RTU13-SGRD6	BAR	PSD-1	8"	200	1.0	157	189	190	95.0
RTU13-SGRD7	BAR	PSD-1	8"	200	1.0	236	192	184	92.0
RTU13-SGRD8	BAR	PSD-1	8"	200	1.0	178	202	208	104.0
RTU13-SGRD9	BAR	PSD-1	8"	200	1.0	200	210	206	103.0
RTU13-SGRD10	BAR	PSD-1	8"	200	1.0	101	174	172	86.0
RTU13-SGRD11	BAR	PSD-1	8"	200	1.0	135	159	164	82.0
RTU13-SGRD12	BAR	PSD-1	8"	160	1.0	172	188	189	118.1
RTU13-SGRD13	BAR	PSD-1	8"	170	1.0	198	222	178	104.7
RTU13-SGRD14	BAR	PSD-1	8"	170	1.0	153	160	194	114.1
RTU13-SGRD15	BAR	PSD-1	8"	170	1.0	221	251	194	114.1
Total				2715		2733	2803	2766	101.88%

Completed By: Michael McDonnell on 02/15/2024

National TAB

Project: 02-05-24 PERRY'S - VERNON HILLS, IL

System/Unit: FAN - Exhaust



Asset: EF2

AREA:DISHWASHER

Unit Data		
	Design	Actual
MFG	CAPTIVEAIRE	CAPTIVEAIRE
Model Num	DU33HFA	DU33HFA
Serial Num	-	5539822
Type	UPBLASTE	UPBLAST
Configuration	VERTICAL	VERTICAL

Motor Data		
	Design	Actual
Motor MFG	-	TELCO GREEN
Horsepower	0.33	1/3
Motor Rpm	-	1800
Phase	1	1
Voltage (rated)	120	115
Amperage (rated)	-	4.3
Service Factor	-	NL

Test Data		
	Design	Actual
CFM	600	608
Fan RPM	1227	1340
Fan Rotation	-	CCW, CORRECT
Motor RPM	-	1340
System SetPt	-	65%
RL Voltage	-	120
RL Amperage	-	1.4
Total ESP	0.4"	0.48"
Fan Inlet SP	-	-0.48"
Fan Discharge SP	-	ATM

Completed By: Michael McDonnell on 02/15/2024

Notes:
 [1] INTERLOCKED WITH DISHWASHER OPERATION. DOES NOT RUN CONTINUOUSLY.

Written By: Michael McDonnell on 02/16/2024

National TAB

Project: 02-05-24 PERRY'S - VERNON HILLS, IL

System/Unit: FAN - Exhaust



Asset: EF3

AREA:MOP

Unit Data		
	Design	Actual
MFG	CAPTIVEAIRE	CAPTIVEAIRE
Model Num	DR10HFA	DR10HFA
Serial Num	-	5539822
Type	DOWNBLAST	DOWNBLAST
Configuration	VERTICAL	VERTICAL

Motor Data		
	Design	Actual
Motor MFG	-	TELCO GREEN
Frame	-	NL
Horsepower	0.17	1/6
Motor Rpm	-	1800
Phase	1	1
Voltage (rated)	120	115
Amperage (rated)	-	1.9

Test Data		
	Design	Actual
CFM	100	107
Fan RPM	1124	1123
Fan Rotation	-	CCW
Motor RPM	-	1123
System SetPt	-	59P
RL Voltage	-	118
RL Amperage	-	1.6
Total ESP	0.3"	0.11"
Fan Inlet SP	-	-0.11"
Fan Discharge SP	-	ATM

Completed By: Michael McDonnell on 02/12/2024

National TAB

Project: 02-05-24 PERRY'S - VERNON HILLS, IL

System/Unit: FAN - Exhaust



Asset: EF4

AREA:TOILET

Unit Data		
	Design	Actual
MFG	CAPTIVEAIRE	CAPTIVEAIRE
Model Num	DR10HFA	DR10HFA
Serial Num	-	5539822
Type	DOWNBLAST	DOWNBLAST
Configuration	VERTICAL	VERTICAL

Motor Data		
	Design	Actual
Motor MFG	-	TELCO GREEN
Horsepower	0.17"	1/6
Motor Rpm	-	1800
Phase	1	1
Voltage (rated)	120	115
Amperage (rated)	-	1.9

Test Data		
	Design	Actual
CFM	75	78
Fan RPM	1087	1094
Fan Rotation	-	CCW
Motor RPM	-	1094
System SetPt	-	58P
RL Voltage	-	118
RL Amperage	-	1.6
Total ESP	0.3"	0.16"
Fan Inlet SP	-	-0.16"
Fan Discharge SP	-	ATM

Completed By: Michael McDonnell on 02/12/2024

National TAB

Project: 02-05-24 PERRY'S - VERNON HILLS, IL

System/Unit: FAN - Exhaust



Asset: EF5

AREA:SMOKER

Unit Data		
	Design	Actual
MFG	ENERVEX	ENERVEX
Model Num	GSV014	GSV014
Serial Num	-	1210016
Type	DOWNBLAST	FLUE
Configuration	VERTICAL	VERTICAL

Motor Data		
	Design	Actual
Motor MFG	-	NL
Horsepower	0.25	NL
Motor Rpm	-	1600
Phase	1	1
Voltage (rated)	120	120
Amperage (rated)	-	NL

Test Data		
	Design	Actual
CFM	1000	1343
Fan RPM	-	1600
Fan Rotation	-	CORRECT
Motor RPM	-	1600
System SetPt	-	SINGLE SPEED
RL Voltage	-	NA
RL Amperage	-	NA
Total ESP	0.5"	NR
Fan Inlet SP	-	NR
Fan Discharge SP	-	ATM

Completed By: Michael McDonnell on 02/15/2024

Notes:

[1] FAN IS SINGLE SPEED, NO SPEED CONTROLLER LISTED IN EXHAUST FAN SCHEDULE. SPEED CONTROL WILL NEED TO BE INSTALLED TO BRING FAN INTO DESIGN. NOT ANTICIPATED TO CAUSE ANY ISSUE AS FAN RUNS ONLY TO EVACUATE SMOKE AND NOT CONTINUOUSLY.

Written By: Michael McDonnell on 02/16/2024

National TAB

Project: 02-05-24 PERRY'S - VERNON HILLS, IL

System/Unit: FAN - Exhaust



Asset: KEF1

AREA:EXH-L

Unit Data		
	Design	Actual
MFG	CAPTIVEAIRE	CAPTIVEAIRE
Model Num	DU85HFA	DU85HFA
Serial Num	-	5539822
Type	UPBLAST	UPBLAST
Configuration	VERTICAL	VERTICAL

Motor Data		
	Design	Actual
Motor MFG	-	TELCO GREEN
Horsepower	0.750	0.75
Motor Rpm	-	1800
Phase	1	1
Voltage (rated)	115	115
Amperage (rated)	-	5.2

Test Data		
	Design	Actual
CFM	1311	1315
Fan RPM	-	1080
Fan Rotation	-	CCW, CORRECT
Motor RPM	-	1080
System SetPt	-	60%
RL Voltage	-	210
RL Amperage	-	1.8
Total ESP	1.500"	0.61"
Fan Inlet SP	-	-0.61"
Fan Discharge SP	-	ATM

Completed By: Michael McDonnell on 02/15/2024

National TAB

Project: 02-05-24 PERRY'S - VERNON HILLS, IL

System/Unit: FAN - Exhaust



Asset: KEF2

AREA:EXH-M

Unit Data		
	Design	Actual
MFG	CAPTIVEAIRE	CAPTIVEAIRE
Model Num	DU85HFA	DU85HFA
Serial Num	-	5539822
Type	UPBLAST	UPBLAST
Configuration	VERTICAL	VERTICAL

Motor Data		
	Design	Actual
Motor MFG	-	TELCO GREEN
Horsepower	1.000	1.0
Motor Rpm	-	1800
Phase	1	1
Voltage (rated)	208	208
Amperage (rated)	-	6.9

Test Data		
	Design	Actual
CFM	2288	2271
Fan RPM	-	1494
Fan Rotation	-	CCW, CORRECT
Motor RPM	-	1494
System SetPt	-	83%
RL Voltage	-	209
RL Amperage	-	1.8
Total ESP	1.200"	0.91"
Fan Inlet SP	-	-0.91"
Fan Discharge SP	-	ATM

Completed By: Michael McDonnell on 02/15/2024

National TAB

Project: 02-05-24 PERRY'S - VERNON HILLS, IL

System/Unit: FAN - Exhaust



Asset: KEF3

AREA:EXH-R

Unit Data		
	Design	Actual
MFG	CAPTIVEAIRE	CAPTIVEAIRE
Model Num	DU85HFA	DU85HFA
Serial Num	-	5539822
Type	UPBLAST	UPBLAST
Configuration	VERTICAL	VERTICAL

Motor Data		
	Design	Actual
Motor MFG	-	TELCO GREEN
Horsepower	0.75	0.75
Motor Rpm	-	1800
Phase	1	1
Voltage (rated)	208	208
Amperage (rated)	-	5.2

Test Data		
	Design	Actual
CFM	1808	1835
Fan RPM	-	1224
Fan Rotation	-	CCW, CORRECT
Motor RPM	-	1224
System SetPt	-	68%
RL Voltage	-	211
RL Amperage	-	2.2
Total ESP	1.300"	0.56"
Fan Inlet SP	-	-0.56"
Fan Discharge SP	-	ATM

Completed By: Michael McDonnell on 02/15/2024

Notes:
LABELED KEF-1 ON ROOF

Written By: Michael McDonnell on 02/15/2024

National TAB

Project: 02-05-24 PERRY'S - VERNON HILLS, IL

System/Unit: FAN - Exhaust



Asset: KEF4

AREA:PREP

Unit Data		
	Design	Actual
MFG	CAPTIVEAIRE	CAPTIVEAIRE
Model Num	DU180HFA	DU180HFA
Serial Num	-	5539822
Type	UPBLAST	UPBLAST
Configuration	VERTICAL	VERTICAL

Motor Data		
	Design	Actual
Motor MFG	-	TELCO GREEN
Frame	-	184T
Horsepower	2.000	2.0
Motor Rpm	-	1165
Phase	3	3
Voltage (rated)	208	230
Amperage (rated)	-	7.51
Service Factor	-	1.15

Test Data		
	Design	Actual
CFM	1800	1864
Fan RPM	-	922
Fan Rotation	-	CCW, CORRECT
Motor RPM	-	922
System SetPt	-	47.5 HZ
RL Voltage	-	89 @VFD
RL Amperage	-	4.9
Total ESP	1.900"	0.73"
Fan Inlet SP	-	-0.73"
Fan Discharge SP	-	ATM

Completed By: Michael McDonnell on 02/15/2024

National TAB

Project: 02-05-24 PERRY'S - VERNON HILLS, IL

System/Unit: FAN - Exhaust



Asset: EF1

AREA:RR

Unit Data		
	Design	Actual
MFG	CAPTIVEAIRE	CAPTIVEAIRE
Model Num	DR33HFA	DR33HFA
Serial Num	-	5539822
Type	DOWNBLAST	DOWNBLAST
Configuration	VERTICAL	VERTICAL

Motor Data		
	Design	Actual
Motor MFG	-	TELCO-GREEN
Frame	-	NL
Horsepower	0.33	0.33
Motor Rpm	-	1800
Phase	1	1
Voltage (rated)	120	115
Amperage (rated)	-	4.3
Service Factor	-	1.15

Test Data		
	Design	Actual
CFM	600	551
Fan RPM	1227	1240
Fan Rotation	-	CCW
Motor RPM	-	1240
System SetPt	-	62P
RL Voltage	-	119
RL Amperage	-	3.7
Total ESP	0.4"	0.20"
Fan Inlet SP	-	-0.20"
Fan Discharge SP	-	ATM

Completed By: Michael McDonnell on 02/12/2024

Notes:

1. 80
2. 83
3. 84
4. 76
5. 78
6. 73
7. 77

Written By: Michael McDonnell on 02/12/2024

National TAB

Project:02-05-24 PERRY'S - VERNON HILLS, IL

FAN - Exhaust



Diffuser Ret/Exh (GRD)

EF1/RR

Asset									
Asset Name	Location	Type	Size	DESIGN CFM	AK	CFM(1)	CFM(2)	FINAL CFM	% to design
EF1-EGRD1	RR	LSD-2	6"	75	1.0	80	80	80	106.7
EF1-EGRD2	RR	LSD-2	6"	75	1.0	82	82	82	109.3
EF1-EGRD3	RR	LSD-2	6"	75	1.0	82	82	82	109.3
EF1-EGRD4	RR	LSD-2	6"	75	1.0	76	76	76	101.3
EF1-EGRD5	RR	LSD-2	6"	75	1.0	78	78	78	104.0
EF1-EGRD6	RR	LSD-2	6"	75	1.0	76	76	76	101.3
EF1-EGRD7	RR	LSD-2	6"	75	1.0	77	77	77	102.7
Total				525		551	551	551	104.95%

Completed By: Michael McDonnell on 02/12/2024

National TAB

Project: 02-05-24 PERRY'S - VERNON HILLS, IL

System/Unit: Kitchen Hood Type I



Asset: HD1

AREA:EXH-L

Unit Data		
	Design	Actual
MFG	CAPTIVEAIRE	CAPTIVEAIRE
Model Num	6030 ND-2-PSP-F	6030 ND-2-PSP-F
Job / Serial Num	-	5539822
Type	TYPE 1 CANOPY	TYPE I CANOPY
Hood length	69"	69"
Hood Width	60"	60"
Supply Plenum Type	-	ACPSP
Supply Plenum Width	9"	9"
Supply Plenum Length	70"	70"

Test Data Supply		
	Design	Actual
Total AK Area	4.375	4.375
Kv factor (Vel)	0.81	0.81
Num of Readings	-	4
Reading1 FPM	-	139
Reading2 FPM	-	132
Reading3 FPM	-	156
Reading4 FPM	-	173
Ave FPM(corr)	-	121.5
CFM	564	532

Test Data Exhaust		
	Design	Actual
Filter Type	CAPTRATE SOLO FILTER	CAPTRATE SOLO
Filter Size 1	20X16	20X16
Filter Qty 1	4	4
Filter AK factor size 1	2.08	2.08
Filter Total AK Area	8.32	8.32
Filter1 FPM	-	158
Filter2 FPM	-	162
Filter3 FPM	-	165
Filter4 FPM	-	150
Filter Ave FPM(corr)	-	158
CFM	1311	1315

Cooking Equipment		
	Design	Actual
Item 1	-	OVEN
Item 2	-	BROILER

Completed By: Michael McDonnell on 02/12/2024

National TAB

Project: 02-05-24 PERRY'S - VERNON HILLS, IL

System/Unit: Kitchen Hood Type I



Asset: HD2

AREA:EXH-M

Unit Data		
	Design	Actual
MFG	CAPTIVEAIRE	CAPTIVEAIRE
Model Num	6030 ND-2-PSP-F	6030 ND-2-PSP-F
Job / Serial Num	-	5539822
Type	TYPE 1 CANOPY	TYPE I CANOPY
Hood length	120"	120"
Hood Width	60"	60"
Supply Plenum Type	-	PSP
Supply Plenum Width	9"	9"
Supply Plenum Length	120*	120"

Test Data Supply		
	Design	Actual
Total AK Area	7.5	7.5
Kv factor (Vel)	0.81	0.81
Num of Readings	-	6
Reading1 FPM	-	179
Reading2 FPM	-	170
Reading3 FPM	-	167
Reading4 FPM	-	169
Reading5 FPM	-	173
Reading6 FPM	-	172
Ave FPM(corr)	-	139.053
CFM	990	1043

Test Data Exhaust		
	Design	Actual
Filter Type	CAPTRATE SOLO FILTER	CAPTRATE SOLO
Filter Size 1	20X16	20X16
Filter Qty 1	7	7
Filter AK factor size 1	2.08	2.08
Filter Total AK Area	14.56	14.56
Filter1 FPM	-	148
Filter2 FPM	-	160
Filter3 FPM	-	167
Filter4 FPM	-	165
Filter5 FPM	-	156
Filter6 FPM	-	149
Filter7 FPM	-	148
Filter Ave FPM(corr)	-	156
CFM	2250	2271

Cooking Equipment		
	Design	Actual
Item 1	-	BROILER
Item 2	-	RANGE/OVEN
Item 3	-	STOVE

Completed By: Michael McDonnell on 02/12/2024

National TAB

Project: 02-05-24 PERRY'S - VERNON HILLS, IL

System/Unit: Kitchen Hood Type I



Asset: HD3

AREA:EXH-R

Unit Data		
	Design	Actual
MFG	CAPTIVEAIRE	CAPTIVEAIRE
Model Num	6030 ND-2-PSP-F	6030 ND-2-PSP-F
Job / Serial Num	-	5539822
Type	TYPE 1 CANOPY	TYPE I CANOPY
Hood length	124"	124"
Hood Width	60"	60"
Supply Plenum Type	-	PSP
Supply Plenum Width	9"	9"
Supply Plenum Length	136"	136"

Test Data Supply		
	Design	Actual
Total AK Area	8.5	8.5
Kv factor (Vel)	0.81	0.81
Num of Readings	-	6
Reading1 FPM	-	178
Reading2 FPM	-	150
Reading3 FPM	-	150
Reading4 FPM	-	158
Reading5 FPM	-	155
Reading6 FPM	-	162
Ave FPM(corr)	-	128.65
CFM	1139	1094

Test Data Exhaust		
	Design	Actual
Filter Type	CAPTRATE SOLO FILTER	CAPTRATE SOLO
Filter Size 1	20X16	20X16
Filter Qty 1	7	7
Filter AK factor size 1	2.08	2.08
Filter Total AK Area	14.56	14.56
Filter1 FPM	-	116
Filter2 FPM	-	113
Filter3 FPM	-	141
Filter4 FPM	-	133
Filter5 FPM	-	127
Filter6 FPM	-	134
Filter7 FPM	-	121
Filter Ave FPM(corr)	-	126
CFM	1808	1835

Cooking Equipment		
	Design	Actual
Item 1	-	BROILER
Item 2	-	FRYER
Item 3	-	FRYER

Completed By: Michael McDonnell on 02/12/2024

National TAB

Project: 02-05-24 PERRY'S - VERNON HILLS, IL

System/Unit: Kitchen Hood Type I



Asset: HD4

AREA:PREP

Unit Data		
	Design	Actual
MFG	CAPTIVEAIRE	CAPTIVEAIRE
Model Num	6030 ND-2	6030 ND-2
Job / Serial Num	-	5539822
Type	TYPE 1 CANOPY	TYPE I CANOPY
Hood length	142"	138"
Hood Width	60"	60"

Test Data Exhaust		
	Design	Actual
Filter Type	CAPTRATE SOLO FILTER	CAPTRATE SOLO
Filter Size 1	20X16	20X16
Filter Qty 1	8	8
Filter AK factor size 1	2.08	2.08
Filter Total AK Area	16.64	16.64
Filter1 FPM	-	110
Filter2 FPM	-	110
Filter3 FPM	-	111
Filter4 FPM	-	122
Filter5 FPM	-	121
Filter6 FPM	-	117
Filter7 FPM	-	108
Filter8 FPM	-	103
Filter Ave FPM(corr)	-	112
CFM	1800	1864

Cooking Equipment		
	Design	Actual
Item 1	-	OVEN
Item 2	-	BOILER

Completed By: Michael McDonnell on 02/12/2024

