



Submittal #230923-027.0 230923 - Direct-Digital Control (DDC) System for HVAC

Project: NCD23106.01 - Jenkins_SPCC Aseptic Training
Monroe, North Carolina USA

Distribution Summary

Distributed on 05/8/2025 by Kim Kelly (IPS-Integrated Project Services, LLC)

To: Kim Kelly (IPS-Integrated Project Services, LLC), Nickolas Lash (IPS-Integrated Project Services, LLC), Fara Kemelman (Jenkins-Peer Architects (JENK001))

Message: Please see Reviewer comments REVIEWED AS NOTED.

Additional Attachments:

NAME	RESPONSE	ATTACHMENTS	COMMENT
Kim Kelly (IPS-Integrated Project Services, LLC)	Reviewed as Noted		Please see Reviewer comments REVIEWED AS NOTED.
Thomas Belanger (IPS-Integrated Project Services, LLC)	Reviewed as Noted	23 09 23.27 - Air Terminal Units - VAVs - Product Data & Shop Dwgs.pdf	See reviewed submittal and reviewed submittal cover sheet for comments. Note to hold the order on VAV-1 and -2, pending a soon-to-be-released addendum.

Air Terminal Units

REVISION: 0	SUBMITTAL MANAGER: Kim Kelly (IPS-Integrated Project Services, LLC)
STATUS: Closed	DATE CREATED: 04/24/2025
ISSUE DATE: 04/24/2025	SPEC SECTION: 230923 - Direct-Digital Control (DDC) System for HVAC
RESPONSIBLE CONTRACTOR: Jenkins-Peer Architects (JENK001)	RECEIVED FROM: Fara Kemelman
RECEIVED DATE: 04/24/2025	SUBMIT BY: 05/7/2025
FINAL DUE DATE: 05/8/2025	LOCATION:
SUB JOB:	COST CODE:
	TYPE:
APPROVERS: Thomas Belanger (IPS-Integrated Project Services, LLC), Kim Kelly (IPS-Integrated Project Services, LLC)	

BALL IN COURT:

DISTRIBUTION:

Kim Kelly (IPS-Integrated Project Services, LLC) , Nickolas Lash (IPS-Integrated Project Services, LLC)

DESCRIPTION:

Please find attached the Air Terminal Units PD & SD for review. Comments are due back **08MAY2025**. Please let me know if you can't meet this date.

SUBMITTAL WORKFLOW



Submittal #230923-027.0 230923 - Direct-Digital Control (DDC) System for HVAC

NAME	SENT DATE	DUE DATE	RETURNED DATE	RESPONSE	ATTACHMENTS	COMMENTS
General Information Attachments					23 09 23.27 - Air Terminal Units - VAVs - Product Data & Shop Dwgs.pdf	
Thomas Belanger	04/24/2025	05/08/2025	05/07/2025	Reviewed as Noted	23 09 23.27 - Air Terminal Units - VAVs - Product Data & Shop Dwgs.pdf (Current)	See reviewed submittal and reviewed submittal cover sheet for comments. Note to hold the order on VAV-1 and -2, pending a soon-to-be-released addendum.
Kim Kelly	05/07/2025	05/08/2025	05/08/2025	Reviewed as Noted		Please see Reviewer comments REVIEWED AS NOTED.

THIS SUBMITTAL HAS BEEN REVIEWED ONLY FOR GENERAL CONFORMANCE WITH THE DESIGN CONCEPT OF THE PROJECT AND GENERAL COMPLIANCE WITH THE INFORMATION GIVEN IN THE CONTRACT DOCUMENTS.

IT IS THE CONTRACTOR'S CONTRACTUAL DUTY TO REVIEW AND ACT UPON SUBMITTALS, PRIOR TO THEIR SUBMISSION TO VERIFY THAT ALL REQUIREMENTS OF THE CONTRACT DOCUMENTS HAVE BEEN MET OR IF THEY HAVE NOT BEEN MET TO SO NOTIFY THE DESIGN PROFESSIONAL OF RECORD IN WRITING. BY THE SUBMISSION OF THIS SUBMITTAL TO THE DESIGN PROFESSIONAL OF RECORD IT IS ASSUMED THE CONTRACTOR HAS FULFILLED THESE CONTRACTUAL DUTIES. REVIEW OF THIS SUBMITTAL BY DESIGN PROFESSIONAL OF RECORD DOES NOT RELIEVE THE CONTRACTOR OF THE DUTY TO MEET THE REQUIREMENTS OF THE CONTRACT DOCUMENTS AND THE APPLICABLE BUILDING CODES.

ANY COMMENTS NOTED OR CORRECTIONS REQUESTED ARE FOR CLARIFICATION TO THE GENERAL CHARACTER OF THE WORK. CORRECTNESS OF DETAILS, MEASUREMENTS, QUANTITIES, CONFORMITY WITH CONTRACT DOCUMENTS, TECHNIQUES OF CONSTRUCTION AND COORDINATION WITH OTHER TRADES SHALL REMAIN THE COMPLETE RESPONSIBILITY OF THE CONTRACTOR.



Submittal Record

Our Passion is Building®

Rodgers Builders, Inc.
PO Box 18446 (28218)
5701 North Sharon Amity Road
Charlotte, NC 28215

rodgersbuilders.com
704 537 6044 TELEPHONE
704 535 0055 FAX

Architect: Jenkins Peer Architects

Project: SPCC Aseptic Training Facility

Rodgers Project #: 2769

Form of Submittal

Submittal No. 230923.27-001

- Product Data
- Shop Drawings
- Mix Designs
- MSDS Sheets
- Physical Samples
- Manufacturer's Certification
- Test Reports
- Installation Instructions
- Letter of Affidavit / Compliance
- Welding Certificates
- Sample Warranty
- Other (Specify) - _____

Item: Air Terminal Units -VAVs

Drawing Number: M800-001

Spec. Section & Package No.: 2230923.27-001

Manufacturer: Titus

Brand: _____

Submitted By: Facility System Services

Review Due Date: 05/13/2025

Rodgers Stamp

Rodgers Builders, Inc.

- No Exception Taken Make Corrections Noted
- Rejected Revise and Resubmit
- Submit Specified Item Reviewed

A/E Stamp

Corrections and comments are only for general conformance with the design concepts of the project and general compliance with the information given in the contract documents. Action shown is subject to the requirements of the plans and specifications. This review does not relieve the subcontractor/vendor from compliance with requirements of the drawings and specifications. Subcontractor /vendor is responsible for dimensions which shall be confirmed and correlated at the job site, fabrication process, and techniques of construction: coordination of their work with that of all other trades and the satisfactory performance of their work.

By KC Date 04/23/2025

No. 230923.27-001



SUBMITTAL

PROJECT: SPCC ASEPTIC TRAINING FACILITY
MONROE, NC

ENGINEER: IPS
CARY, NC

CONTRACTOR: FACILITY SYSTEMS SERVICES
MATTHEWS, NC

EQUIPMENT: VAV TERMINAL UNITS BY TITUS

SUPPLIER: HAHN-MASON AIR SYSTEMS, INC.
4901 DWIGHT EVANS ROAD, STE. 120
CHARLOTTE, NORTH CAROLINA 28217

SUBMITTED BY: **BRANDY WILHELM**

HAHN-MASON AIR SYSTEMS, INC.
P.O. BOX 31248
CHARLOTTE, NC 28231-1248

Telephone: 704-523-5000
Fax: 704-523-5171
03/27/2025 11:43 PM

HOLD THE ORDER RELEASE FOR VAV-1 AND VAV-2 PENDING A SOON TO BE PUBLISHED ADDENDUM.

REVISE SCAV-6 TO A SIZE 8 UNIT.

THIS SUBMITTAL WITH KW VALUES DIFFERENT THAN SCHEDULED IN DESIGN DOCUMENTS TO BE SHARED WITH ELECTRICAL CONTRACTOR FOR REVIEW AND COORDINATION.

Brand Model	Quantity	Tag	Unit Config	Liner Option	Unit Size	Casing Config	Max Primary CFM	Min Primary CFM	Electric Heat	KW
DESV	1	SVAV-1	3-ELECT. HEAT UNIT	M-1" EcoShield (Foil Face)	12	OR-STD 22GA RH	1700	680	L91-480V, 3 PH, PWM HEAT, 4-WIRE	8.5
DESV	1	SCAV-1A	3-ELECT. HEAT UNIT	M-1" EcoShield (Foil Face)	14	OR-STD 22GA RH	1870	660	L91-480V, 3 PH, PWM HEAT, 4-WIRE	15
DESV	1	SCAV-1B	3-ELECT. HEAT UNIT	M-1" EcoShield (Foil Face)	14	OR-STD 22GA RH	1870	660	L91-480V, 3 PH, PWM HEAT, 4-WIRE	15
DESV	1	SCAV-1C	3-ELECT. HEAT UNIT	M-1" EcoShield (Foil Face)	14	OR-STD 22GA RH	1870	660	L91-480V, 3 PH, PWM HEAT, 4-WIRE	15
DESV	1	SCAV-2	3-ELECT. HEAT UNIT	M-1" EcoShield (Foil Face)	04	OR-STD 22GA RH	1000	600	L91-480V, 3 PH, PWM HEAT, 4-WIRE	2.5
DESV	1	SCAV-3	3-ELECT. HEAT UNIT	M-1" EcoShield (Foil Face)	04	OR-STD 22GA RH	100	600	L91-480V, 3 PH, PWM HEAT, 4-WIRE	2.5
DESV	1	SCAV-4	3-ELECT. HEAT UNIT	M-1" EcoShield (Foil Face)	04	OR-STD 22GA RH	150	80	L91-480V, 3 PH, PWM HEAT, 4-WIRE	2.5
DESV	1	SCAV-5	3-ELECT. HEAT UNIT	M-1" EcoShield (Foil Face)	08	OR-STD 22GA RH	800	270	L91-480V, 3 PH, PWM HEAT, 4-WIRE	5.5
DESV	1	SCAV-6	3-ELECT. HEAT UNIT	M-1" EcoShield (Foil Face)	06	OR-STD 22GA RH	500	190	L91-480V, 3 PH, PWM HEAT, 4-WIRE	4.5
DESV	1	SCAV-7	3-ELECT. HEAT UNIT	M-1" EcoShield (Foil Face)	08	OR-STD 22GA RH	630	210	L91-480V, 3 PH, PWM HEAT, 4-WIRE	5
DESV	1	SCAV-8	3-ELECT. HEAT UNIT	M-1" EcoShield (Foil Face)	10	OR-STD 22GA RH	1900	290	L91-480V, 3 PH, PWM HEAT, 4-WIRE	6.5
DESV	1	SCAV-9	3-ELECT. HEAT UNIT	M-1" EcoShield (Foil Face)	12	OR-STD 22GA RH	1570	830	L91-480V, 3 PH, PWM HEAT, 4-WIRE	7
DESV	1	SCAV-10	3-ELECT. HEAT UNIT	M-1" EcoShield (Foil Face)	12	OR-STD 22GA RH	1830	730	L91-480V, 3 PH, PWM HEAT, 4-WIRE	8.5
DESV	1	SCAV-11	0-BASIC	M-1" EcoShield (Foil Face)	04	OR-STD 22GA RH	50	50	000-NONE	0
DESV	1	VAV-1	3-ELECT. HEAT UNIT	M-1" EcoShield (Foil Face)	08	OR-STD 22GA RH	760	285	L91-480V, 3 PH, PWM HEAT, 4-WIRE	4
DESV	1	VAV-2	3-ELECT. HEAT UNIT	M-1" EcoShield (Foil Face)	08	OR-STD 22GA RH	760	285	L91-480V, 3 PH, PWM HEAT, 4-WIRE	4
DESV	1	VAV-3	3-ELECT. HEAT UNIT	M-1" EcoShield (Foil Face)	06	OR-STD 22GA RH	330	160	L91-480V, 3 PH, PWM HEAT, 4-WIRE	2.5
DESV	1	VAV-4	3-ELECT. HEAT UNIT	M-1" EcoShield (Foil Face)	04	OR-STD 22GA RH	150	68	L91-480V, 3 PH, PWM HEAT, 4-WIRE	2.5
DESV	1	VAV-5	3-ELECT. HEAT UNIT	M-1" EcoShield (Foil Face)	08	OR-STD 22GA RH	780	380	L91-480V, 3 PH, PWM HEAT, 4-WIRE	5.5
DESV	1	VAV-6	3-ELECT. HEAT UNIT	M-1" EcoShield (Foil Face)	06	OR-STD 22GA RH	255	60	L91-480V, 3 PH, PWM HEAT, 4-WIRE	2.5
DESV	1	VAV-7A	3-ELECT. HEAT UNIT	M-1" EcoShield (Foil Face)	16	OR-STD 22GA RH	2100	825	L91-480V, 3 PH, PWM HEAT, 4-WIRE	12
DESV	1	VAV-7B	3-ELECT. HEAT UNIT	M-1" EcoShield (Foil Face)	16	OR-STD 22GA RH	2100	825	L91-480V, 3 PH, PWM HEAT, 4-WIRE	12
DESV	1	VAV-7C	3-ELECT. HEAT UNIT	M-1" EcoShield (Foil Face)	16	OR-STD 22GA RH	2100	825	L91-480V, 3 PH, PWM HEAT, 4-WIRE	12
DESV	1	VAV-8	3-ELECT. HEAT UNIT	M-1" EcoShield (Foil Face)	06	OR-STD 22GA RH	230	60	L91-480V, 3 PH, PWM HEAT, 4-WIRE	2.5
DESV	1	VAV-9	3-ELECT. HEAT UNIT	M-1" EcoShield (Foil Face)	12	OR-STD 22GA RH	1780	535	L91-480V, 3 PH, PWM HEAT, 4-WIRE	2.5
DESV	1	VAV-10	3-ELECT. HEAT UNIT	M-1" EcoShield (Foil Face)	08	OR-STD 22GA RH	840	290	L91-480V, 3 PH, PWM HEAT, 4-WIRE	4
DESV	1	RVAV-1	0-BASIC	M-1" EcoShield (Foil Face)	14	1R-22GA RH, Access Door	1700	680	000-NONE	0
DESV	1	RVAV-1A	0-BASIC	M-1" EcoShield (Foil Face)	12	1R-22GA RH, Access Door	1490	267	000-NONE	0
DESV	1	RVAV-1B	0-BASIC	M-1" EcoShield (Foil Face)	12	1R-22GA RH, Access Door	1490	267	000-NONE	0
DESV	1	RVAV-1C	0-BASIC	M-1" EcoShield (Foil Face)	12	1R-22GA RH, Access Door	1480	266	000-NONE	0
DESV	1	RVAV-2	0-BASIC	M-1" EcoShield (Foil Face)	04	1R-22GA RH, Access Door	100	60	000-NONE	0
DESV	1	RVAV-3	0-BASIC	M-1" EcoShield (Foil Face)	04	1R-22GA RH, Access Door	160	30	000-NONE	0
DESV	1	RVAV-4	0-BASIC	M-1" EcoShield (Foil Face)	04	1R-22GA RH, Access Door	190	120	000-NONE	0
DESV	1	RVAV-5	0-BASIC	M-1" EcoShield (Foil Face)	08	1R-22GA RH, Access Door	800	270	000-NONE	0
DESV	1	RVAV-6	0-BASIC	M-1" EcoShield (Foil Face)	08	1R-22GA RH, Access Door	560	190	000-NONE	0
DESV	1	RVAV-7	0-BASIC	M-1" EcoShield (Foil Face)	08	1R-22GA RH, Access Door	770	350	000-NONE	0
DESV	1	RVAV-8	0-BASIC	M-1" EcoShield (Foil Face)	08	1R-22GA RH, Access Door	820	290	000-NONE	0
DESV	1	RVAV-9	0-BASIC	M-1" EcoShield (Foil Face)	14	1R-22GA RH, Access Door	1900	0	000-NONE	0
DESV	1	RVAV-10	0-BASIC	M-1" EcoShield (Foil Face)	14	1R-22GA RH, Access Door	2160	1060	000-NONE	0
DESV	1	ECAV-01	0-BASIC	M-1" EcoShield (Foil Face)	08	1R-22GA RH, Access Door	220	140	000-NONE	0

Please Note: 1) SCAV-6 scheduled Max = 560 CFM. Titus Max = 500 CFM on this box.
 2) Titus minimum KW is 2.5 so any KW less than now equals 2.5 KW.
 3) Titus program specifies KW in .5 KW, so KW's have been rounded up.

Project SPCC
 Architect
 Engineer
 Contractor
 Designation

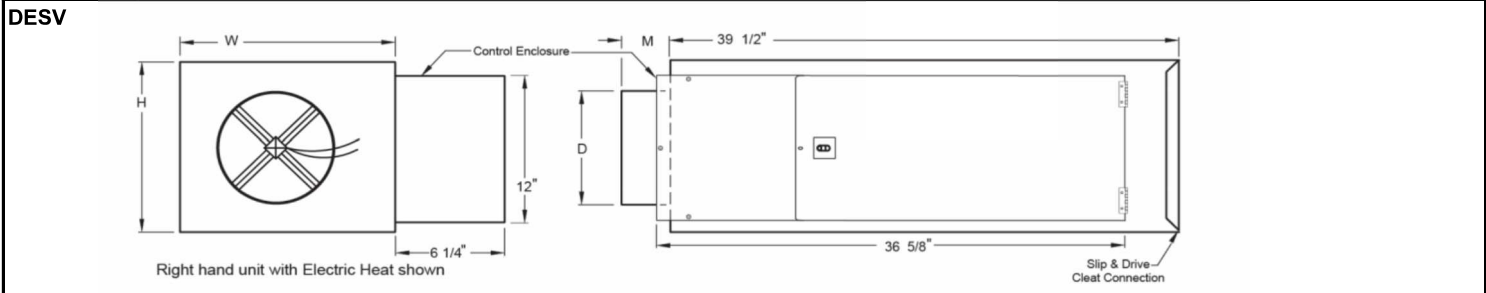


Date 04/16/2025
 Office Faulkner Haynes
 Preparer mary.smith@faulknerhaynes.com
 Version 2014.0.578

DESV

Single Duct Terminal Unit, Direct Digital Control, Pressure Independent

Main Product **DESV-1**



Air Inlet (D) is 1/8" smaller than its Nom. Inlet.
 All dimensions are in inches.

Unit-Size	CFM Range	Nom. Inlet	H	W	Air Inlet Collar (M)
12	0 - 2000	12" Dia.	15"	16"	3 3/8"
14	0 - 3000	14" Dia.	17 1/2"	20"	3 3/8"
04	0 - 225	4" Dia.	8"	12"	5 3/8"
08	0 - 900	8" Dia.	10"	12"	3 3/8"
06	0 - 500	6" Dia.	8"	12"	3 3/8"
10	0 - 1400	10" Dia.	12 1/2"	14"	3 3/8"
16	0 - 4000	16" Dia.	18"	24"	3 3/8"

General Description **DESV-1**

- Standard construction uses G40 22-gauge galvanized steel housing, and optional construction uses G40 20-gauge galvanized steel housing.
- Mechanically sealed and gasketed, leak resistant construction. Less than 2% of nominal CFM at 1.5" sp wg.
- Dual density internal insulation, treated to resist air erosion. Meets requirements of NFPA 90A and UL 181.
- Rectangular discharge opening is designed for slip and drive cleat duct connection.
- Multipoint center averaging inlet velocity sensor.
- Digital control packages can be factory mounted by Titus.
- Unit in accordance with UL-1996
- Model DESV can be installed horizontally, vertically, or at any angle. Operation is not affected by position.
- Gauge tees for CFM measurement.

Option Schedule **DESV-1**

ID	Quantity	Tag	UNIT SIZE	MAX PRIMARY CFM	MIN PRIMARY CFM
1	1	SVAV-1	12	1700	680
13	1	SCAV-10	12	1830	730

Project SPCC
 Architect
 Engineer
 Contractor
 Designation



Date 04/16/2025
 Office Faulkner Haynes
 Preparer mary.smith@faulknerhaynes.com
 Version 2014.0.578

Option Schedule (continued) DESV-1

<p>SENSOR CODE 3 - AEROCROSS UNIT CONFIG 3 -ELECT. HEAT UNIT LINER OPTION M - 1" EcoShield (Foil Face) CASING CONFIG 0R -STD 22GA RH,access door DIGITAL CONTROLLER 0000 -NONE ACTUATOR TYPE 0000 -NONE CONTROL ACC1 00 -NONE CONTROL ACC2 00 -NONE CONTROL ACC3 00 -NONE UNIT ACC1 Z -24V W/ELECTRIC HEAT X-FORMER UNIT ACC2 B -HANGER BRACKET</p>	<p>UNIT ACC3 A - REMOVABLE FLOW SENSOR UNIT ACC4 0 -NONE UNIT ACC5 0 -NONE WATER COIL 000 -NONE ELECTRIC HEAT TYPE L91-480V, 3 PH, PWM HEAT, 4-WIRE KW 8.5 ELEC COIL ACC1 E -NONFUSED DISC SW. ELEC COIL ACC2 0 -NONE ELEC COIL ACC3 0 -NONE ELEC COIL ACC4 0 -NONE</p>
--	--

ID	Quantity	Tag	UNIT SIZE	MAX PRIMARY CFM	MIN PRIMARY CFM
2	1	SCAV-1A	14	1870	650
3	1	SCAV-1B	14	1870	650
4	1	SCAV-1C	14	1870	650

<p>SENSOR CODE 3 - AEROCROSS UNIT CONFIG 3 -ELECT. HEAT UNIT LINER OPTION M - 1" EcoShield (Foil Face) CASING CONFIG 0R -STD 22GA RH, access door DIGITAL CONTROLLER 0000 -NONE ACTUATOR TYPE 0000 -NONE CONTROL ACC1 00 -NONE CONTROL ACC2 00 -NONE CONTROL ACC3 00 -NONE UNIT ACC1 Z -24V W/ELECTRIC HEAT X-FORMER UNIT ACC2 B -HANGER BRACKET</p>	<p>UNIT ACC3 A - REMOVABLE FLOW SENSOR UNIT ACC4 0 -NONE UNIT ACC5 0 -NONE WATER COIL 000 -NONE ELECTRIC HEAT TYPE L91-480V, 3 PH, PWM HEAT, 4-WIRE KW 15 ELEC COIL ACC1 E -NONFUSED DISC SW. ELEC COIL ACC2 0 -NONE ELEC COIL ACC3 0 -NONE ELEC COIL ACC4 0 -NONE</p>
---	---

ID	Quantity	Tag	UNIT SIZE	MAX PRIMARY CFM	MIN PRIMARY CFM
5	1	SCAV-2	04	100	60
6	1	SCAV-3	04	100	60
7	1	SCAV-4	04	150	80
17	1	VAV-3	06	330	160
18	1	VAV-4	04	150	68
20	1	VAV-6	06	255	60
24	1	VAV-8	06	230	60
25	1	VAV-9	12	1780	535

Project SPCC
 Architect
 Engineer
 Contractor
 Designation



Date 04/16/2025
 Office Faulkner Haynes
 Preparer mary.smith@faulknerhaynes.com
 Version 2014.0.578

Option Schedule (continued) DESV-1

<p>SENSOR CODE 3 - AEROCROSS UNIT CONFIG 3 -ELECT. HEAT UNIT LINER OPTION M - 1" EcoShield (Foil Face) CASING CONFIG 0R -STD 22GA RH, acces door DIGITAL CONTROLLER 0000 -NONE ACTUATOR TYPE 0000 -NONE CONTROL ACC1 00 -NONE CONTROL ACC2 00 -NONE CONTROL ACC3 00 -NONE UNIT ACC1 Z -24V W/ELECTRIC HEAT X-FORMER UNIT ACC2 B -HANGER BRACKET</p>	<p>UNIT ACC3 A - REMOVABLE FLOW SENSOR UNIT ACC4 0 -NONE UNIT ACC5 0 -NONE WATER COIL 000 -NONE ELECTRIC HEAT TYPE L91-480V, 3 PH, PWM HEAT, 4-WIRE KW 2.5 ELEC COIL ACC1 E -NONFUSED DISC SW. ELEC COIL ACC2 0 -NONE ELEC COIL ACC3 0 -NONE ELEC COIL ACC4 0 -NONE</p>
--	--

ID	Quantity	Tag	UNIT SIZE	MAX PRIMARY CFM	MIN PRIMARY CFM
8	1	SCAV-5	08	800	270
19	1	VAV-5	08	780	380

<p>SENSOR CODE 3 - AEROCROSS UNIT CONFIG 3 -ELECT. HEAT UNIT LINER OPTION M - 1" EcoShield (Foil Face) CASING CONFIG 0R -STD 22GA RH DIGITAL CONTROLLER 0000 -NONE ACTUATOR TYPE 0000 -NONE CONTROL ACC1 00 -NONE CONTROL ACC2 00 -NONE CONTROL ACC3 00 -NONE UNIT ACC1 Z -24V W/ELECTRIC HEAT X-FORMER UNIT ACC2 B -HANGER BRACKET</p>	<p>UNIT ACC3 A - REMOVABLE FLOW SENSOR UNIT ACC4 0 -NONE UNIT ACC5 0 -NONE WATER COIL 000 -NONE ELECTRIC HEAT TYPE L91-480V, 3 PH, PWM HEAT, 4-WIRE KW 5.5 ELEC COIL ACC1 E -NONFUSED DISC SW. ELEC COIL ACC2 0 -NONE ELEC COIL ACC3 0 -NONE ELEC COIL ACC4 0 -NONE</p>
--	--

ID	Quantity	Tag	UNIT SIZE	MAX PRIMARY CFM	MIN PRIMARY CFM
9	1	SCAV-6	06	500	190

<p>SENSOR CODE 3 - AEROCROSS UNIT CONFIG 3 -ELECT. HEAT UNIT LINER OPTION M - 1" EcoShield (Foil Face) CASING CONFIG 0R -STD 22GA RH, access door DIGITAL CONTROLLER 0000 -NONE ACTUATOR TYPE 0000 -NONE CONTROL ACC1 00 -NONE CONTROL ACC2 00 -NONE CONTROL ACC3 00 -NONE UNIT ACC1 Z -24V W/ELECTRIC HEAT X-FORMER UNIT ACC2 B -HANGER BRACKET</p>	<p>UNIT ACC3 A - REMOVABLE FLOW SENSOR UNIT ACC4 0 -NONE UNIT ACC5 0 -NONE WATER COIL 000 -NONE ELECTRIC HEAT TYPE L91-480V, 3 PH, PWM HEAT, 4-WIRE KW 4.5 ELEC COIL ACC1 E -NONFUSED DISC SW. ELEC COIL ACC2 0 -NONE ELEC COIL ACC3 0 -NONE ELEC COIL ACC4 0 -NONE</p>
---	--

ID	Quantity	Tag	UNIT SIZE	MAX PRIMARY CFM	MIN PRIMARY CFM
10	1	SCAV-7	08	630	210

Project SPCC
 Architect
 Engineer
 Contractor
 Designation



Date 04/16/2025
 Office Faulkner Haynes
 Preparer mary.smith@faulknerhaynes.com
 Version 2014.0.578

Option Schedule (continued) DESV-1

<p>SENSOR CODE 3 - AEROCROSS UNIT CONFIG 3 -ELECT. HEAT UNIT LINER OPTION M - 1" EcoShield (Foil Face) CASING CONFIG 0R -STD 22GA RH, access door DIGITAL CONTROLLER 0000 -NONE ACTUATOR TYPE 0000 -NONE CONTROL ACC1 00 -NONE CONTROL ACC2 00 -NONE CONTROL ACC3 00 -NONE UNIT ACC1 Z -24V W/ELECTRIC HEAT X-FORMER UNIT ACC2 B -HANGER BRACKET</p>	<p>UNIT ACC3 A - REMOVABLE FLOW SENSOR UNIT ACC4 0 -NONE UNIT ACC5 0 -NONE WATER COIL 000 -NONE ELECTRIC HEAT TYPE L91-480V, 3 PH, PWM HEAT, 4-WIRE KW 5 ELEC COIL ACC1 E -NONFUSED DISC SW. ELEC COIL ACC2 0 -NONE ELEC COIL ACC3 0 -NONE ELEC COIL ACC4 0 -NONE</p>
---	--

ID	Quantity	Tag	UNIT SIZE	MAX PRIMARY CFM	MIN PRIMARY CFM
11	1	SCAV-8	10	900	290

<p>SENSOR CODE 3 - AEROCROSS UNIT CONFIG 3 -ELECT. HEAT UNIT LINER OPTION M - 1" EcoShield (Foil Face) CASING CONFIG 0R -STD 22GA RH DIGITAL CONTROLLER 0000 -NONE ACTUATOR TYPE 0000 -NONE CONTROL ACC1 00 -NONE CONTROL ACC2 00 -NONE CONTROL ACC3 00 -NONE UNIT ACC1 Z -24V W/ELECTRIC HEAT X-FORMER UNIT ACC2 B -HANGER BRACKET</p>	<p>UNIT ACC3 A - REMOVABLE FLOW SENSOR UNIT ACC4 0 -NONE UNIT ACC5 0 -NONE WATER COIL 000 -NONE ELECTRIC HEAT TYPE L91-480V, 3 PH, PWM HEAT, 4-WIRE KW 6.5 ELEC COIL ACC1 E -NONFUSED DISC SW. ELEC COIL ACC2 0 -NONE ELEC COIL ACC3 0 -NONE ELEC COIL ACC4 0 -NONE</p>
--	--

ID	Quantity	Tag	UNIT SIZE	MAX PRIMARY CFM	MIN PRIMARY CFM
12	1	SCAV-9	12	1570	830

<p>SENSOR CODE 3 - AEROCROSS UNIT CONFIG 3 -ELECT. HEAT UNIT LINER OPTION M - 1" EcoShield (Foil Face) CASING CONFIG 0R -STD 22GA RH, access door DIGITAL CONTROLLER 0000 -NONE ACTUATOR TYPE 0000 -NONE CONTROL ACC1 00 -NONE CONTROL ACC2 00 -NONE CONTROL ACC3 00 -NONE UNIT ACC1 Z -24V W/ELECTRIC HEAT X-FORMER UNIT ACC2 B -HANGER BRACKET</p>	<p>UNIT ACC3 A - REMOVABLE FLOW SENSOR UNIT ACC4 0 -NONE UNIT ACC5 0 -NONE WATER COIL 000 -NONE ELECTRIC HEAT TYPE L91-480V, 3 PH, PWM HEAT, 4-WIRE KW 7 ELEC COIL ACC1 E -NONFUSED DISC SW. ELEC COIL ACC2 0 -NONE ELEC COIL ACC3 0 -NONE ELEC COIL ACC4 0 -NONE</p>
---	--

ID	Quantity	Tag	UNIT SIZE	MAX PRIMARY CFM	MIN PRIMARY CFM
15	1	VAV-1	08	760	285
16	1	VAV-2	08	760	285
26	1	VAV-10	08	840	250

Project SPCC
 Architect
 Engineer
 Contractor
 Designation



Date 04/16/2025
 Office Faulkner Haynes
 Preparer mary.smith@faulknerhaynes.com
 Version 2014.0.578

Option Schedule (continued) DESV-1

SENSOR CODE 3 - AEROCROSS	UNIT ACC3 A - REMOVABLE FLOW SENSOR
UNIT CONFIG 3 -ELECT. HEAT UNIT	UNIT ACC4 0 -NONE
LINER OPTION M - 1" EcoShield (Foil Face)	UNIT ACC5 0 -NONE
CASING CONFIG 0R -STD 22GA RH, access door	WATER COIL 000 -NONE
DIGITAL CONTROLLER 0000 -NONE	ELECTRIC HEAT TYPE L91-480V, 3 PH, PWM HEAT, 4-WIRE
ACTUATOR TYPE 0000 -NONE	KW 4
CONTROL ACC1 00 -NONE	ELEC COIL ACC1 E -NONFUSED DISC SW.
CONTROL ACC2 00 -NONE	ELEC COIL ACC2 0 -NONE
CONTROL ACC3 00 -NONE	ELEC COIL ACC3 0 -NONE
UNIT ACC1 Z -24V W/ELECTRIC HEAT X-FORMER	ELEC COIL ACC4 0 -NONE
UNIT ACC2 B -HANGER BRACKET	

ID	Quantity	Tag	UNIT SIZE	MAX PRIMARY CFM	MIN PRIMARY CFM
21	1	VAV-7A	16	2100	825
22	1	VAV-7B	16	2100	825
23	1	VAV-7C	16	2100	825

SENSOR CODE 3 - AEROCROSS	UNIT ACC3 A - REMOVABLE FLOW SENSOR
UNIT CONFIG 3 -ELECT. HEAT UNIT	UNIT ACC4 0 -NONE
LINER OPTION M - 1" EcoShield (Foil Face)	UNIT ACC5 0 -NONE
CASING CONFIG 0R -STD 22GA RH	WATER COIL 000 -NONE
DIGITAL CONTROLLER 0000 -NONE	ELECTRIC HEAT TYPE L91-480V, 3 PH, PWM HEAT, 4-WIRE
ACTUATOR TYPE 0000 -NONE	KW 12
CONTROL ACC1 00 -NONE	ELEC COIL ACC1 E -NONFUSED DISC SW.
CONTROL ACC2 00 -NONE	ELEC COIL ACC2 0 -NONE
CONTROL ACC3 00 -NONE	ELEC COIL ACC3 0 -NONE
UNIT ACC1 Z -24V W/ELECTRIC HEAT X-FORMER	ELEC COIL ACC4 0 -NONE
UNIT ACC2 B -HANGER BRACKET	

Accessories DESV-1

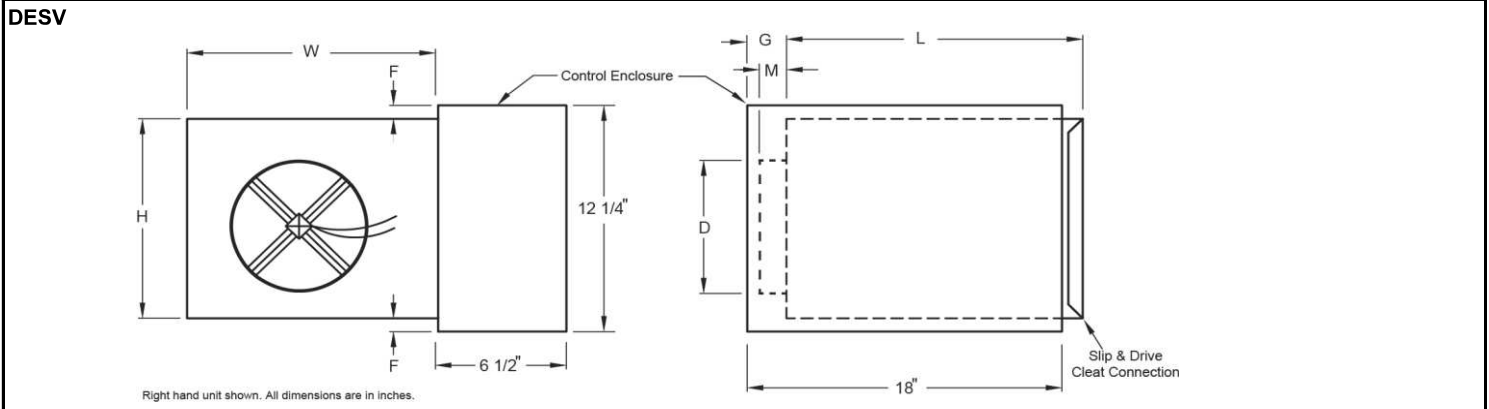
Lynergy SCR Electric Heater

The Lynergy Comfort Control SCR electric heater is an electronic, time proportional electric heater, which utilizes silent, rapid responding solid-state relays. The solid-state relays are controlled by the Lynergy Comfort Controller. The Lynergy Comfort Controller accepts one of several input signal types to provide superior control and flexibility. The order code determines the input signal jumper position the Lynergy heater will be set to when shipped. Jumpers can be changed in the field.

DESV

Single Duct Terminal Unit, Direct Digital Control, Pressure Independent

Main Product **DESV-1 (2)**



Air Inlet (D) is 1/8" smaller than its Nom. Inlet.
 All dimensions are in inches.

Unit-Size	CFM Range	Nom. Inlet	F	G	W	H	M	L
04	0 - 225	4" Dia.	2 1/8"	7 3/8"	12"	8"	5 3/8"	15 1/2"

General Description **DESV-1 (2)**

- Standard construction uses G40 22-gauge galvanized steel housing, and optional construction uses G40 20-gauge galvanized steel housing.
- Mechanically sealed and gasketed, leak resistant construction. Less than 2% of nominal CFM at 1.5" sp wg.
- Dual density internal insulation, treated to resist air erosion. Meets requirements of NFPA 90A and UL 181.
- Rectangular discharge opening is designed for slip and drive cleat duct connection.
- Multipoint center averaging inlet velocity sensor.
- Digital control packages can be factory mounted by Titus.
- Unit in accordance with UL-1996
- Model DESV can be installed horizontally, vertically, or at any angle. Operation is not affected by position.
- Gauge tees for CFM measurement.

Option Schedule **DESV-1 (2)**

ID	Quantity	Tag	UNIT SIZE	MAX PRIMARY CFM	MIN PRIMARY CFM
14	1	SCAV-11	04	50	50

Project SPCC
Architect
Engineer
Contractor
Designation



Date 04/16/2025
Office Faulkner Haynes
Preparer mary.smith@faulknerhaynes.com
Version 2014.0.578

Option Schedule (continued)

DESV-1 (2)

SENSOR CODE 3 - AEROCROSS	UNIT ACC3 A - REMOVABLE FLOW SENSOR
UNIT CONFIG 0 -BASIC	UNIT ACC4 0 -NONE
LINER OPTION M - 1" EcoShield (Foil Face) 0R -STD 22GA	UNIT ACC5 0 -NONE
CASING CONFIG OR - STD 22GA RH, access door	WATER COIL 000 -NONE
DIGITAL CONTROLLER 0000 -NONE	ELECTRIC HEAT TYPE 000 -NONE
ACTUATOR TYPE 0000 -NONE	KW 0
CONTROL ACC1 00 -NONE	ELEC COIL ACC1 0 -NONE
CONTROL ACC2 00 -NONE	ELEC COIL ACC2 0 -NONE
CONTROL ACC3 00 -NONE	ELEC COIL ACC3 0 -NONE
UNIT ACC1 E -METAL CTRL ENCLOS B -HANGER	ELEC COIL ACC4 0 -NONE
UNIT ACC2 BRACKET	

Project SPCC
 Architect
 Engineer
 Contractor
 Designation



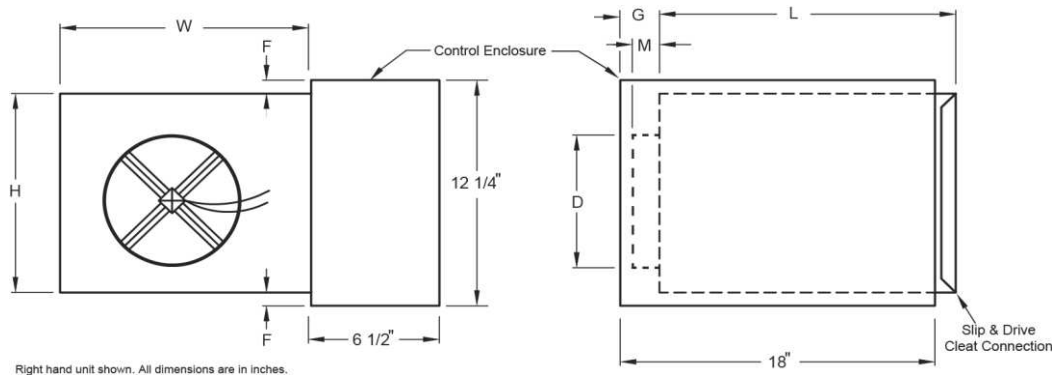
Date 04/16/2025
 Office Faulkner Haynes
 Preparer mary.smith@faulknerhaynes.com
 Version 2014.0.578

DESV

Single Duct Terminal Unit, Direct Digital Control, Pressure Independent

Main Product DESV-1 (3)

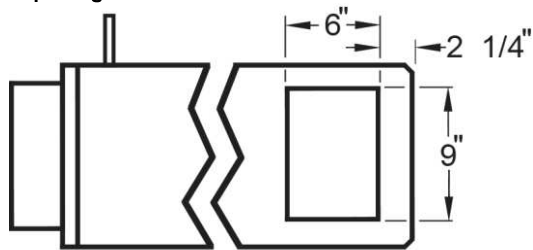
DESV



Air Inlet (D) is 1/8" smaller than its Nom. Inlet.
 All dimensions are in inches.

Unit-Size	CFM Range	Nom. Inlet	F	G	W	H	M	L
14	0 - 3000	14" Dia.	-	3 3/8"	20"	17 1/2"	3 3/8"	15 1/2"
12	0 - 2000	12" Dia.	-	5 3/8"	16"	15"	3 3/8"	15 1/2"
04	0 - 225	4" Dia.	2 1/8"	7 3/8"	12"	8"	5 3/8"	15 1/2"
08	0 - 900	8" Dia.	1 1/8"	7 3/8"	12"	10"	3 3/8"	15 1/2"

Access Door Opening



(Bottom View)

Project SPCC
 Architect
 Engineer
 Contractor
 Designation



Date 04/16/2025
 Office Faulkner Haynes
 Preparer mary.smith@faulknerhaynes.com
 Version 2014.0.578

General Description **DESV-1 (3)**

- Standard construction uses G40 22-gauge galvanized steel housing, and optional construction uses G40 20-gauge galvanized steel housing.
- Mechanically sealed and gasketed, leak resistant construction. Less than 2% of nominal CFM at 1.5" sp wg.
- Dual density internal insulation, treated to resist air erosion. Meets requirements of NFPA 90A and UL 181.
- Rectangular discharge opening is designed for slip and drive cleat duct connection.
- Multipoint center averaging inlet velocity sensor.
- Digital control packages can be factory mounted by Titus.
- Unit in accordance with UL-1996
- Model DESV can be installed horizontally, vertically, or at any angle. Operation is not affected by position.
- Gauge tees for CFM measurement.

Option Schedule **DESV-1 (3)**

ID	Quantity	Tag	UNIT SIZE	MAX PRIMARY CFM	MIN PRIMARY CFM
27	1	RVAV-1	14	1700	680
28	1	RVAV-1A	12	1490	267
29	1	RVAV-1B	12	1490	267
30	1	RVAV-1C	12	1480	266
31	1	RVAV-2	04	100	60
32	1	RVAV-3	04	160	30
33	1	RVAV-4	04	190	120
34	1	RVAV-5	08	800	270
35	1	RVAV-6	08	560	190
36	1	RVAV-7	08	770	350
37	1	RVAV-8	08	820	290
38	1	RVAV-9	14	1900	0
39	1	RVAV-10	14	2160	1060
40	1	ECAV-01	08	220	140

<p>SENSOR CODE 3 - AEROCROSS UNIT CONFIG 0 -BASIC LINER OPTION M - 1" EcoShield (Foil Face) CASING CONFIG 1R -22GA RH, Access Door DIGITAL CONTROLLER 0000 -NONE ACTUATOR TYPE 0000 -NONE CONTROL ACC1 00 -NONE CONTROL ACC2 00 -NONE CONTROL ACC3 00 -NONE UNIT ACC1 M -277/24V X-FORMER UNIT ACC2 E -METAL CTRL ENCLOS</p>	<p>UNIT ACC3 A - REMOVABLE FLOW SENSOR UNIT ACC4 D -TOGGLE DISC SW. UNIT ACC5 B -HANGER BRACKET WATER COIL 000 -NONE ELECTRIC HEAT TYPE 000 -NONE KW 0 ELEC COIL ACC1 0 -NONE ELEC COIL ACC2 0 -NONE ELEC COIL ACC3 0 -NONE ELEC COIL ACC4 0 -NONE</p>
---	---

Project SPCC
Architect
Engineer
Contractor
Designation



Date 04/16/2025
Office Faulkner Haynes
Preparer mary.smith@faulknerhaynes.com
Version 2014.0.578

Accessories

DESV-1 (3)

Standard Access Door

