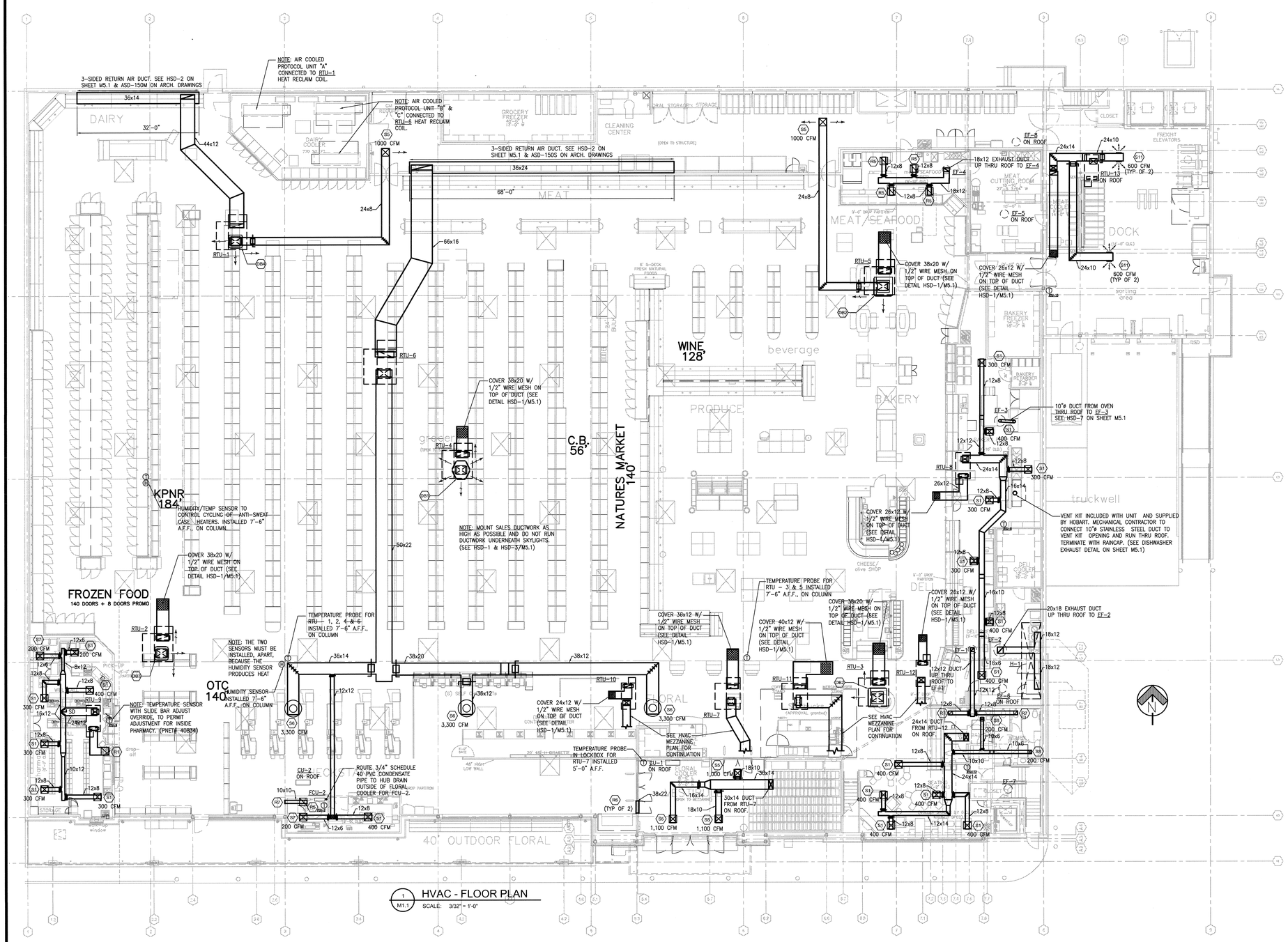

1 M1.1 HVAC - FLOOR PLAN
SCALE: 3/32" = 1'-0"

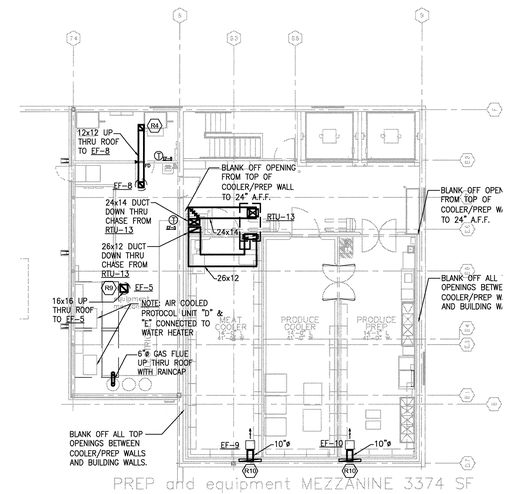

3 M1.1 HVAC - REAR MEZZANINE PLAN
SCALE: 3/32" = 1'-0"

HVAC LEGEND & ABBREVIATIONS	
	SUPPLY DIFFUSER
	RETURN GRILLE
	AIR DISTRIBUTION TAG
T	TEMPERATURE SENSOR
H	HUMIDITY SENSOR
	MANUAL VOLUME DAMPER
	SPLITTER DAMPER
	FIRE DAMPER
	DOUBLE THICK TURNING VANE
DL	DOOR LOUVER
RTU-	ROOFTOP UNIT
FCU-	FAN COIL UNIT
EF-	ELECTRIC FAN
GUH-	GAS UNIT HEATER
H-	KITCHEN HOOD
CU-	CONDENSING UNIT

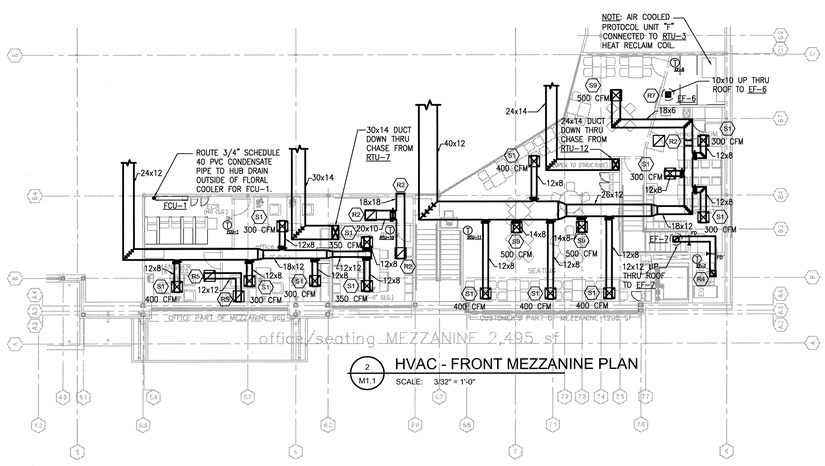

2 M1.1 HVAC - FRONT MEZZANINE PLAN
SCALE: 3/32" = 1'-0"

ROBERTSON LOIA ROOF
ARCHITECTS & ENGINEERS
Texas Firm Registration Number: F-1559
3460 Preston Ridge Road, Suite 275, Alpharetta, Georgia 30005
770-674-2800 Fax 678-319-0745

SCOTT P. BUCHBERGER
097158
Georgia
PROFESSIONAL ENGINEER
7-13-11

Kroger

Kroger SW-529
4241 Capital Avenue
Dallas, TX 75204
FDs
Southwest Kroger
19245 David Memorial Drive
Shenandoah, TX

REVISIONS

SHEET TITLE
HVAC FLOOR PLAN

DATE
07-20-11

PROJECT NUMBER
10-272

SHEET NUMBER
M1.1
OF 4