

**Report By:**

National TAB  
1329 E. KEMPER ROAD  
SUITE 4210  
CINCINNATI, OH 45246



**Report: TAB REPORT**  
**Function: Test, Adjust, & Balance**  
**Date: 07/10/2024**  
**Completed By: National TAB**

**PROJECT**  
**07-08-24 CULVERS OXFORD, AL**

3 Recreation Drive

Oxford , AL 36203

**Client**

Captive-Aire Region #60

# National TAB

Project: 07-08-24 CULVERS OXFORD, AL

## Table Of Contents

<b>Section</b>	<b>Page #</b>
Summary	3
Remarks	4
Balance Schedule	9
Checklist Data	10
AHU/RTU	28
FAN - Exhaust	34
Kitchen Hood Type I	40
GRD Layout	42

## Project Summary

The summary below provides a quick understanding of our scope of work and general testing procedures. Enclosed in the report is further detail about your building performance including recommendations, asset data, and pictures. Our focus is to work with the trades to remedy any issues or deficiencies during the actual field balancing and not after the balancing has occurred to achieve a positive environment and outcome. The level of success is determined by the availability of the trades, possible parts needed, or time constraints.

### RTU's (Roof Top Units)

Each of the RTU's were measured at their terminal devices or via traverse to establish a total flow for that unit. Each RTU was adjusted to within tolerance of the engineer's design flow. Each outlet was then adjusted to within tolerance of the design flow. Outside air was measured by reading the intake air opening with a velocity grid and multiplying by the free area. The outside air damper was adjusted until the airflow was within the design requirements. Any equipment that fell outside of that tolerance is noted throughout the report.

### Kitchen Exhaust Hood & Associated Fans

Each kitchen exhaust fan was measured at the hood filter bay utilizing a velocity matrix and a manufacturer's correction factor. Each filter velocity is multiplied by the manufacturer's corrected area. The sum of these readings equals the total flow of the exhaust fans. The total flow of the exhaust was then adjusted to within tolerance of the design flow.

### General Exhaust Fans

The general exhaust fans were measured by reading each air device with a flow hood. The total airflow for each fan is equivalent to the sum of these readings. Fan speed was then adjusted so that the airflow was within tolerance of design. Each terminal device was balanced to within tolerance of the design volume using the installed volume dampers. Any equipment that fell outside of this tolerance is noted throughout the report.

### Final Building Tests

After completing the test and balance the final building pressure was measured. It was confirmed that the building pressure fell within acceptable tolerances of  $-0.02''$  wc to  $+0.02''$  wc and that the pressure measurement coincides with the actual and design net airflow. Any deviations from these standards are noted throughout the report.

The hood capture was tested at the perimeter of the hood and the cook top level with the equipment heat on to ensure satisfactory hood capture and containment.

## Issue List

- RTU 1 Diffuser Damper
- RTU 1 Final Filter
- RTU 2 Diffuser Damper
- RTU 2 Final Filters



**07-08-24 CULVERS OXFORD, AL**

**Project Issue Information**

**Issue Name :** RTU 1 Diffuser Damper  
**Description :** RTU1 Diffuser damper 1-30 (See GRD), was not installed. Recommend installing in order to adjust diffuser air flow.  
**Created By :** National TAB                      **Assigned To :** National TAB - Will Turnbough  
**Status :** Open  
**Priority :** Urgent                                      **Asset Tag :**  
**Originated Date :** 07/09/2024 - Kristopher Passley - National TAB

Project Issue File Details



07/09/2024



07/09/2024



07-08-24 CULVERS OXFORD, AL

**Project Issue Information**

**Issue Name :** RTU 1 Final Filter  
**Description :** Final filters in until are dirty. Recommend replacing filters  
**Created By :** National TAB                      **Assigned To :** National TAB - Will Turnbough  
**Status :** Open  
**Priority :** Medium                                      **Asset Tag :**  
**Originated Date :** 07/10/2024 - Kristopher Passley - National TAB

Project Issue File Details



07/10/2024



07/10/2024



**07-08-24 CULVERS OXFORD, AL**

**Project Issue Information**

**Issue Name :** RTU 2 Diffuser Damper  
**Description :** Rtu 2 Diffuser 2-1 Damper(see GRD), was not installed or not in a position that is accessible. Recommend mechanical place damper handle in an accessible position or install a damper.  
**Created By :** National TAB                      **Assigned To :** National TAB - Will Turnbough  
**Status :** Open  
**Priority :** Urgent                                      **Asset Tag :**  
**Originated Date :** 07/09/2024 - Kristopher Passley - National TAB

Project Issue File Details



07/09/2024



07/09/2024



07-08-24 CULVERS OXFORD, AL


**Project Issue Information**

**Issue Name :** RTU 2 Final Filters  
**Description :** The final filters in unit are dirty. Recommend replacing with clean filters.  
**Created By :** National TAB                      **Assigned To :** National TAB - Will Turnbough  
**Status :** Open  
**Priority :** Medium                                      **Asset Tag :**  
**Originated Date :** 07/10/2024 - Kristopher Passley - National TAB

Project Issue File Details



07/10/2024



07/10/2024

### AIR BALANCE SCHEDULE

UNIT	AREA SERVED	HVAC SUPPLY		HVAC RETURN		HVAC OUTDOOR		OA %		HOOD MAKE-UP		HOOD EXHAUST		GENERAL EXH.	
		DESIGN	ACTUAL	DESIGN	ACTUAL	DESIGN	ACTUAL	DESIGN	ACTUAL	DESIGN	ACTUAL	DESIGN	ACTUAL	DESIGN	ACTUAL
RTU-1	DINING	6750	6942	4795	4912	1955	2030	29.0%	29.2%						
RTU-2	KITCHEN	6150	6245	4655	4712	1495	1533	24.3%	24.5%						
PRV-2	HOOD1											1500	1515		
PRV-3	HOOD2											1500	1544		
PRV-1	RESTROOMS													375	380
EFA-1	MOP RM													75	82
<b>TOTALS</b>		12900	13187	9450	9624	3450	3563			0	0	3000	3059	450	462

#### NET BUILDING AIRFLOW CALCULATION

TOTALS	DESIGN	ACTUAL
TOTAL OA	3450	3563
TOTAL EXHAUST	3450	3521
<b>NET AIRFLOW</b>	<b>0</b>	<b>42</b>

DOOR TESTED	BUILDING PRESSURE MEASUREMENTS (IN. H2O)
FRONT	0.0061
SIDE	0.0023
REAR	0.0045
<b>AVERAGE</b>	<b>0.0043</b>

#### FINAL CHECKS

ACTUAL NET AIRFLOW COINCIDES WITH DESIGN: ✔

MEASURED PRESSURES COINCIDES WITH ACTUAL NET AIRFLOW: ✔

PRESSURE FALLS WITHIN IMC TOLERANCE OF +/-0.02" W.C. ✔

NOTES:

## CheckList List

- 01: SITE PICTURES
- 02: RTU's
- 03: EXHAUST FANS
- 04: HOOD 1
- 05 :HOOD 2
- 06: FINAL TEST



**07-08-24 CULVERS OXFORD, AL**

**CheckList Information**

**Name :** 01: SITE PICTURES                      **Status :** Not Completed  
**Assigned Organization :** National TAB                      **Asset :**  
**Requesting Organization :** National TAB  
**Created Date :** 07/03/2024 - Wale Odofin - National TAB

**CheckList Item Details**

**STORE FRONT**

**Comment:**



**07/11/2024**

**RTU-1**

**Comment:**



07/11/2024

---

**RTU-2**

**Comment:**



07/11/2024

---

**PRV-1**

**Comment:**



07/11/2024

---

**PRV-2**

**Comment:**



07/11/2024

---

**PRV-3**

**Comment:**



07/11/2024

---

EF-1A

Comment:



07/11/2024

---

HOOD 1

Comment:




**07/11/2024**

---

**HOOD 2**

**Comment:**



**07/11/2024**

---

**PRODIGY BOARD WIRING**

**Comment:**



## 07-08-24 CULVERS OXFORD, AL

### CheckList Information

**Name :** 02: RTU's **Status :** Not Completed  
**Assigned Organization :** National TAB **Asset :**  
**Requesting Organization :** National TAB  
**Created Date :** 07/03/2024 - Wale Odofin - National TAB

### CheckList Item Details

#### RTU's/AHU's

Thermostats installed and have power? Pass

Comment:

All diffusers and grilles are installed and match design? Pass

Comment:

Cookline diffusers have at 12-18" of straight duct out of the top of the diffusers and a rigid 90 degree fitting? Pass

Comment:

Economizers are assembled and functional? Pass

Comment:

Motors are all operating below the FLA rating? Pass

Comment:

Are belts tight? N/A

Comment:

If direct drive unit is the speed controller working? Pass

**Comment:**

---

**Is gas piping installed and valves turned on?**

Pass

---

**Comment:**

---

**Unit free of noticeable noise and vibration**

Pass

---

**Comment:**

---



**Comment:**

---

**For restroom fan(s) is the back draft damper installed and can it fully open?**

Pass

---

**Comment:**

---

**Unit free of noticeable noise and vibration?**

Pass

---

**Comment:**

---



**Comment:**

---

**Is the grease cup installed?**

Pass

**Comment:**

---

**Are side splashes/skirts installed and do they match the submittal?**

Pass

**Comment:**

---

**Is the backsplash installed and does it match the submittal?**

Pass

**Comment:**

---

**Are ceiling enclosures installed and do they match the submittal?**

Pass

**Comment:**

---

**Does the appliance line-up match the drawings on submittal?**

Pass

**Comment:**

---

**Document any other issues or discrepancies.**

**Comment:**

---

**HOOD CAPTURE TEST**

---

**List equipment turned on for testing:**

**Comment:**

No equipment was powered on during testing.

---

**Smoke Test Capture - Perimeter of Hood**

**Comment:**

100% Capture

---

**Smoke Test Capture - Top of Cooking Surface**

**Comment:**

100% Capture

---

**List smoke candle used:**

**Comment:**

InspectUSA S102 45 second-150 cubic feet



**Comment:**

---

**Is the grease cup installed?**

Pass

---

**Comment:**

---

**Are side splashes/skirts installed and do they match the submittal?**

Pass

---

**Comment:**

---

**Is the backsplash installed and does it match the submittal?**

Pass

---

**Comment:**

---

**Are ceiling enclosures installed and do they match the submittal?**

Pass

---

**Comment:**

---

**Does the appliance line-up match the drawings on submittal?**

Pass

---

**Comment:**

---

**Document any other issues or discrepancies.**

---

**Comment:**

---

**HOOD CAPTURE TEST**

---

**List equipment turned on for testing:**

---

**Comment:**

No equipment was powered on during test.

---

**Smoke Test Capture - Perimeter of Hood**

---

**Comment:**

100% Capture

---

**Smoke Test Capture - Top of Cooking Surface**

---

**Comment:**

100% Capture

---

**List smoke candle used:**

**Comment:**

InspectUSA S102 45seconds-150cubic feet.



**07-08-24 CULVERS OXFORD, AL**

**CheckList Information**

**Name :** 06: FINAL TEST **Status :** Not Completed

**Assigned Organization :** National TAB **Asset :**

**Requesting Organization :** National TAB

**Created Date :** 07/03/2024 - Wale Odofin - National TAB

**CheckList Item Details**

**FINAL CHECKS**

**When hoods are turned off, verify the economizers shut** Pass

**Comment:**

**When hoods are turned on, verify the economizers open to the minimum position** Pass

**Comment:**

**Is space free of drafting?** Pass

**Comment:**

**Is space comfortable in all areas?** Pass

**Comment:**

**Is the space free of ventilation noise?** Pass

**Comment:**

**HOOD CAPTURE TEST**

**List kitchen equipment turned on for testing**

**Comment:**

No Kitchen equipment was powered on during testing.

**List smoke candle type used**

**Comment:**

InspectUSA S102 45seconds-150cubic feet.

**Smoke test capture % - Perimeter of hood**

**Comment:**

100% Capture

**Smoke test capture % - Top of cooking surface**

**Comment:**

100% Capture

**WITNESS**

**Date test was completed**

07/10/2024

**Comment:**

**TAB tech name / Firm**

**Comment:**

Kristopher Passley/ National Tab Intelligence

**Site super name / Firm**

**Comment:**

Chris Kapinus/ McCon Building Corporation

**Owner representative name / Firm (if Applicable)**

**Comment:**

**BUILDING PRESSURE**

**Do actual net building airflow, design net building airflow, and pressure coincide? If not why? (All three should either be positive or negative)**

Pass

**Comment:**

Yes, actual net building airflow, design net building airflow, and pressure coincide. Front door: 0.0061" Side Window: 0.0023" Back Door: 0.0045"

# National TAB

Project: 07-08-24 CULVERS OXFORD, AL

System/Unit: AHU/RTU



Asset: RTU1

AREA:DINING

Unit Data		
	Design	Actual
MFG	LENNOX	CAPTIVEAIRE
Serial Num	-	6204812
Model Num	ENLIGHT	CAS-HVAC3- I.250-24-20T
Type	RTU	DOAS
Configuration	VERTICAL	VERTICAL
Num OA Filters 1	-	1
OA Filter Size 1	-	34"X45.75"
Num Final Filter 1	-	8
Final Filter Size 1	-	20"X25"X2"

Motor Data		
	Design	Actual
Motor MFG	-	TECO WESTINGHOUSE
Frame	-	215T
Horsepower	-	10/7.5
Motor Rpm	-	2000
Phase	3	3
Rated Voltage	208	230/460
Rated Amperage	-	24.3

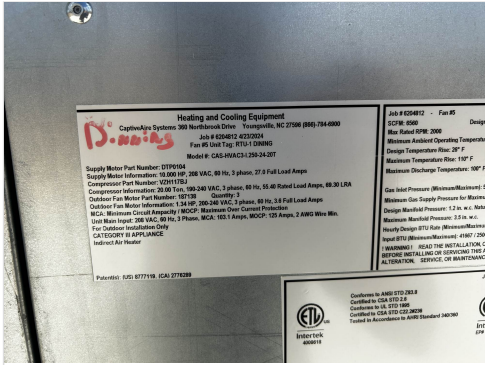
Drive Data	
	Actual
Motor Sheave Size	DD
Motor Bore Size	DD
Motor Sheave SetPt	DD
Fan Sheave Size	DD
Fan Sheave Bore	DD
Belt CL Distance	DD
Num of Belts	DD
Belt Size	DD
Belt Alignment	DD

Test Data		
	Design	Actual
SF CFM	6750	6942
SF RPM	-	1933
RA CFM	4795	4912
OA CFM	1995	2030
RL Voltage	-	212/212/212
RL Amperage	-	24.7
SF Rotation	-	CORRECT
SF System SetPt	-	58 HZ
RA Damper Position	-	5.6V
Min OA Damper Position	-	4.4V
Min OA Damper Type	-	ECONOMIZER

Performance Data		
	Design	Actual
MA Plenum SP	-	-0.94
Fan Suction SP	-	-2.92"
Fan Discharge SP	-	0.66"
Total ESP	0.75"	1.6"
Fan Total SP	-	3.58"

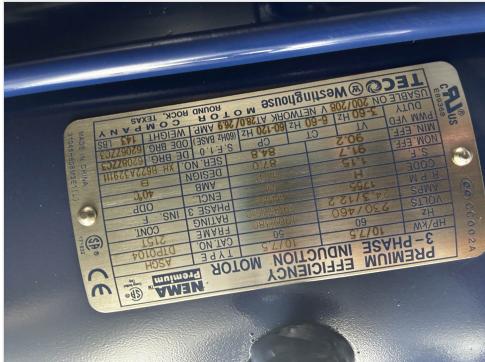
General	
	Actual
Fan Rotation Correct	CORRECT
Unit Filters Clean	DIRTY
Condensate Drain Installed	INSTALLED

## Unit Data - PHOTO LOG



IMG\_1565\_1316660424.j..

## Motor Data - PHOTO LOG



IMG\_1577\_322799575.jp..

Completed By: Kristopher Passley on 07/11/2024

### Notes:

4 OA FILTERS IN UNIT 16"X25"x2.

OA WAS MEASURED AT 2030 CFM WITH DAMPER POSITION AT 4.4V. TOOK BUILDING PRESSURE AND IT WAS NEGATIVE EVEN THOUGH THE BALANCE SCHEDULE WAS POSITIVE. INCREASED THE OA UNTIL THE BUILDING PRESSURE WAS SLIGHTLY POSITIVE. LIKELY WINDY CONDITIONS WERE AFFECTING THE OA MEASUREMENT.

Written By: Kristopher Passley on 07/11/2024

# National TAB

Project:07-08-24 CULVERS OXFORD, AL

## AHU/RTU



### Diffuser Supply (GRD)

#### RTU1/DINING

Asset									
Asset Name	Location	Type	Size	DESIGN CFM	AK	CFM(1)	CFM(2)	FINAL CFM	% to design
SGRD1	ENTRY	SD3	8"	150	1	168	152	148	98.7
SGRD2	DINING	SD1	8"	150	1	188	154	159	106.0
SGRD3	DINING	SD1	8"	150	1	158	164	150	100.0
SGRD4	DINING	SD1	8"	150	1	152	158	160	106.7
SGRD5	DINING	SD1	8"	150	1	200	171	153	102.0
SGRD6	DINING	SD1	8"	150	1	209	163	158	105.3
SGRD7	DINING	SD1	8"	150	1	146	157	160	106.7
SGRD8	DINING	SD1	8"	150	1	200	169	154	102.7
SGRD9	DINING	SD1	8"	150	1	189	151	156	104.0
SGRD10	DINING	SD1	8"	150	1	154	145	150	100.0
SGRD11	DINING	SD1	8"	150	1	176	135	139	92.7
SGRD12	DINING	SD1	8"	150	1	203	148	151	100.7
SGRD13	DINING	SD1	8"	150	1	168	153	156	104.0
SGRD14	DINING	SD1	8"	150	1	211	161	165	110.0
SGRD15	DINING	SD1	8"	150	1	163	140	147	98.0
SGRD16	DINING	SD1	8"	150	1	212	139	141	94.0
SGRD17	DINING	SD1	8"	150	1	149	140	144	96.0
SGRD18	DINING	SD1	8"	150	1	213	132	147	98.0
SGRD19	DINING	SD1	8"	150	1	129	139	141	94.0
SGRD20	DINING	SD1	8"	150	1	200	135	139	92.7
SGRD21	DRINKS	SD1	10"	300	1	296	303	312	104.0
SGRD22	ENTRY	SD1	8"	150	1	236	156	157	104.7
SGRD23	SUNDAE SERV	SD1	12"	500	1	390	503	522	104.4
SGRD24	OFFICE	SD1	8"	200	1	224	204	206	103.0
SGRD25	CUST ORD	SD1	12"	450	1	160	472	476	105.8
SGRD26	CUST ORD	SD1	10"	350	1	332	358	360	102.9
SGRD27	CUST ORD	SD1	10"	350	1	216	327	330	94.3
SGRD28	CUST ORD	SD1	10"	350	1	375	385	384	109.7
SGRD29	CUST ORD	SD1	10"	350	1	309	383	372	106.3
SGRD30	HALL	SD1	12"	450	1	402	511	486	108.0
SGRD31	RESTROM	SD4	8"	150	1	195	162	164	109.3
SGRD32	RESTROOM	SD4	8"	150	1	238	136	155	103.3
Total				6750		6961	6906	6942	102.84%

Completed By: Kristopher Passley on 07/11/2024

# National TAB

Project: 07-08-24 CULVERS OXFORD, AL  
System/Unit: AHU/RTU



Asset: RTU2

AREA:KITCHEN

Unit Data		
	Design	Actual
MFG	LENNOX	CAPTIVEAIRE
Serial Num	-	6204812
Model Num	ENLIGHT	CAS-HVAC3-I.200-24-20T
Type	RTU	DOAS
Configuration	VERTICAL	VERTICAL
Num OA Filters 1	-	1
OA Filter Size 1	-	34"X45.75"
Num Final Filter 1	-	8
Final Filter Size 1	-	20X25X2

Motor Data		
	Design	Actual
Motor MFG	-	TECO WESTINGHOUSE
Frame	-	215T
Horsepower	-	10/7.5
Motor Rpm	-	1755
Phase	3	3
Rated Voltage	208	230/460
Rated Amperage	-	24.3

Drive Data	
	Actual
Motor Sheave Size	DD
Motor Bore Size	DD
Motor Sheave SetPt	DD
Fan Sheave Size	DD
Fan Sheave Bore	DD
Belt CL Distance	DD
Num of Belts	DD
Belt Size	DD
Belt Alignment	DD

Test Data		
	Design	Actual
SF CFM	6150	6245
SF RPM	-	1900
RA CFM	4655	4712
OA CFM	1495	1533
RL Voltage	-	212/212/211
RL Amperage	-	25.2
SF Rotation	-	CORRECT
SF System SetPt	-	57 HZ
RA Damper Position	-	6.2 V
Min OA Damper Position	-	3.8 V
Min OA Damper Type	-	ECONOMIZER

Performance Data		
	Design	Actual
MA Plenum SP	-	-0.89"
Fan Suction SP	-	-2.55"
Fan Discharge SP	-	0.73"
Total ESP	0.75"	1.62"
Fan Total SP	-	3.28"

General	
	Actual
Fan Rotation Correct	CORRECT
Unit Filters Clean	DIRTY
Condensate Drain Installed	INSTALLED

## Unit Data - PHOTO LOG



## Motor Data - PHOTO LOG



Completed By: Kristopher Passley on 07/11/2024

Notes:  
 4 OA FILTERS IN UNIT 16"X25"X2.

OA WAS MEASURED AT 1533 CFM WITH DAMPER POSITION AT 3.8V. TOOK BUILDING PRESSURE AND IT WAS NEGATIVE EVEN THOUGH THE BALANCE SCHEDULE WAS POSITIVE. INCREASED THE OA UNTIL THE BUILDING PRESSURE WAS SLIGHTLY POSITIVE. LIKELY WINDY CONDITIONS WERE AFFECTING THE OA MEASUREMENT.

DAMPER WAS ADDED TO RTU 2 DIFFUSER 2-1(SEE GRD LAYOUT), SGRD1, AFTER LEAVING SITE. NO COMFORT ISSUES WERE NOTICED, AND NO FURTHER ACTION IS RECOMMENDED AT THIS TIME.

Written By: Kristopher Passley on 07/11/2024

# National TAB

Project:07-08-24 CULVERS OXFORD, AL

## AHU/RTU



**Diffuser Supply (GRD)**

**RTU2/KITCHEN**

Asset									
Asset Name	Location	Type	Size	DESIGN CFM	AK	CFM(1)	CFM(2)	FINAL CFM	% to design
SGRD1	SUNDAE	SD1	12"	600	1	614	634	677	112.8
SGRD2	SUNDAE	SD1	12"	600	1	528	564	584	97.3
SGRD3	KITCHEN	SD5	8"	200	1	196	212	217	108.5
SGRD4	KITCHEN	SD5	10"	375	1	334	355	365	97.3
SGRD5	KITCHEN	SD5	10"	400	1	444	423	437	109.3
SGRD6	KITCHEN	SD5	10"	400	1	456	406	439	109.8
SGRD7	KITCHEN	SD5	10"	250	1	276	224	211	84.4
SGRD8	KITCHEN	SD5	10"	275	1	336	294	296	107.6
SGRD9	HALL	SD5	8"	125	1	213	137	130	104.0
SGRD10	TOILET	SD1	6"	75	1	90	70	76	101.3
SGRD11	KITCHEN	SD5	10"	350	1	350	393	381	108.9
SGRD12	KITCHEN	SD5	10'	350	1	338	426	384	109.7
SGRD13	KITCHEN	SD5	10'	350	1	335	363	373	106.6
SGRD14	UTILITY	SD1	12"	600	1	508	551	561	93.5
SGRD15	DRY GOODS	SD1	12"	600	1	512	545	561	93.5
SGRD16	DRY GOODS	SD1	12"	600	1	703	558	553	92.2
Total				6150		6233	6155	6245	101.54%

Completed By: Kristopher Passley on 07/11/2024

# National TAB

Project: 07-08-24 CULVERS OXFORD, AL  
System/Unit: FAN - Exhaust



Asset: EF1

AREA:

Unit Data		
	Design	Actual
MFG	CAPTIVEAIRE	CAPTIVEAIRE
Model Num	CFA100CA	CFA100CA
Serial Num	-	6204812
Type	INLINE	INLINE
Configuration	VERTICAL	HORIZONTAL

Test Data		
	Design	Actual
CFM	75	82
Fan RPM	493	598
Fan Rotation	-	CORRECT
Motor RPM	-	598
System SetPt	-	MAX
RL Voltage	-	122
RL Amperage	-	0.37
Total ESP	0.125"	0.15"
Fan Inlet SP	-	-0.15"
Fan Discharge SP	-	ATM

Motor Data		
	Design	Actual
Motor MFG	-	BROAD-OCEAN MOTORS
Horsepower	-	.116
Motor Rpm	-	647
Phase	1	1
Voltage (rated)	115	120
Amperage (rated)	-	.4

## Unit Data - PHOTO LOG



IMG\_1597\_609553247.jp..

Completed By: Kristopher Passley on 07/11/2024

# National TAB

Project: 07-08-24 CULVERS OXFORD, AL  
System/Unit: FAN - Exhaust



Asset: EFB1

AREA:

Unit Data		
	Design	Actual
MFG	CAPTIVEAIRE	CAPTIVEAIRE
Model Num	CFA100CA	CFA100CA
Serial Num	-	
Type	INLINE	
Configuration	VERTICAL	

Motor Data		
	Design	Actual
Motor MFG	-	
Frame	-	
Horsepower	-	
Motor Rpm	-	
Phase	1	
Voltage (rated)	115	
Amperage (rated)	-	
Service Factor	-	

Test Data		
	Design	Actual
CFM	75	
Fan RPM	493	
Fan Rotation	-	
Motor RPM	-	
System SetPt	-	
RL Voltage	-	
RL Amperage	-	
Total ESP	0.125"	
Fan Inlet SP	-	
Fan Discharge SP	-	

# National TAB

Project: 07-08-24 CULVERS OXFORD, AL  
System/Unit: FAN - Exhaust



Asset: PRV1

AREA:RESTROOM

Unit Data		
	Design	Actual
MFG	CAPTIVEAIRE	CAPTIVEAIRE
Model Num	DR12HFA	DR12HFA
Serial Num	-	6204812
Type	DOWNBLAST	DOWNBLAST
Configuration	VERTICAL	VERTICAL

Motor Data		
	Design	Actual
Motor MFG	-	TELCO GREEN
Horsepower	-	.25
Motor Rpm	-	1800
Phase	1	1
Voltage (rated)	115	115
Amperage (rated)	-	2.9
Service Factor	-	

Test Data		
	Design	Actual
CFM	300	380
Fan RPM	1288	1284
Fan Rotation	-	CORRECT
Motor RPM	-	1284
System SetPt	-	64%
RL Voltage	-	122
RL Amperage	-	1.2
Total ESP	0.50"	0.4"
Fan Inlet SP	-	-0.4"
Fan Discharge SP	-	ATM

Completed By: Kristopher Passley on 07/11/2024

**National TAB**  
 Project:07-08-24 CULVERS OXFORD, AL  
**FAN - Exhaust**



**Diffuser Ret/Exh (GRD)**

**PRV1/RESTROOM**

<b>Asset</b>									
<b>Asset Name</b>	<b>Location</b>	<b>Type</b>	<b>Size</b>	<b>DESIGN CFM</b>	<b>AK</b>	<b>CFM(1)</b>	<b>CFM(2)</b>	<b>FINAL CFM</b>	<b>% to design</b>
EGRD1			8"X8"	150	1	166		157	104.7
EGRD2			8"X8"	150	1	176		148	98.7
EGRD3			8"X8"	75	1	83		75	100.0
<b>Total</b>				<b>375</b>		<b>425</b>	<b>0</b>	<b>380</b>	<b>101.33%</b>

Completed By: Kristopher Passley on 07/11/2024

# National TAB

Project: 07-08-24 CULVERS OXFORD, AL  
System/Unit: FAN - Exhaust



Asset: PRV2

AREA:HOOD 1

Unit Data		
	Design	Actual
MFG	CAPTIVEAIRE	CAPTIVEAIRE
Model Num	DU85HFA	DU85HFA
Serial Num	-	6204812
Type	UPBLAST	UPBLAST
Configuration	VERTICAL	VERTICAL

Motor Data		
	Design	Actual
Motor MFG	-	TELCO GREEN
Horsepower	-	1
Motor Rpm	-	1900
Phase	1	1
Voltage (rated)	115	115
Amperage (rated)	-	11.6

Test Data		
	Design	Actual
CFM	1500	1515
Fan RPM	1406	1055
Fan Rotation	-	CORRECT
Motor RPM	-	1055
System SetPt	-	53%
RL Voltage	-	122
RL Amperage	-	6.4
Total ESP	1.412	0.54
Fan Inlet SP	-	-0.54
Fan Discharge SP	-	ATM

Completed By: Kristopher Passley on 07/11/2024

# National TAB

Project: 07-08-24 CULVERS OXFORD, AL  
System/Unit: FAN - Exhaust



Asset: PRV3

AREA:HOOD 2

Unit Data		
	Design	Actual
<b>MFG</b>	CAPTIVEAIRE	CAPTIVEAIRE
<b>Model Num</b>	DU85HFA	DU85HFA
<b>Serial Num</b>	-	6204812
<b>Type</b>	UPBLAST	UPBLAST
<b>Configuration</b>	VERTICAL	VERTICAL

Motor Data		
	Design	Actual
<b>Motor MFG</b>	-	TELCO GREEN
<b>Horsepower</b>	-	1
<b>Motor Rpm</b>	-	1800
<b>Phase</b>	1	1
<b>Voltage (rated)</b>	115	115
<b>Amperage (rated)</b>	-	11.6

Test Data		
	Design	Actual
<b>CFM</b>	1500	1544
<b>Fan RPM</b>	1348	1175
<b>Fan Rotation</b>	-	CORRECT
<b>Motor RPM</b>	-	1175
<b>System SetPt</b>	-	57%
<b>RL Voltage</b>	-	123
<b>RL Amperage</b>	-	4.9
<b>Total ESP</b>	1250	0.83"
<b>Fan Inlet SP</b>	-	-0.83"
<b>Fan Discharge SP</b>	-	ATM

Completed By: Kristopher Passley on 07/11/2024

# National TAB

Project: 07-08-24 CULVERS OXFORD, AL

System/Unit: Kitchen Hood Type I



Asset: HD1

AREA:

Unit Data		
	Design	Actual
MFG	CAPTIVEAIRE	CAPTIVEAIRE
Model Num	3347BD-2	3347BD-2
Job / Serial Num	-	6204812
Type	TYPE I	TYPE I CANOPY
Hood length	84"	84"
Hood Width	33"	33"

Test Data Exhaust		
	Design	Actual
Filter Type	SOLO FILTER	CAPSTRATE SOLO
Filter Size 1	16X16	16"X16"
Filter Qty 1	4	5
Filter AK factor size 1	1.53	1.62
Filter Total AK Area	7.65	8.1
Filter1 FPM	-	187
Filter2 FPM	-	198
Filter3 FPM	-	202
Filter4 FPM	-	195
Filter5 FPM	-	171
Filter Ave FPM(corr)	-	190.6
CFM	1500	1544

Cooking Equipment	
	Actual
Item 1	Fryer
Item 2	Fryer

Completed By: Kristopher Passley on 07/11/2024

# National TAB

Project: 07-08-24 CULVERS OXFORD, AL

## System/Unit: Kitchen Hood Type I



Asset: HD2

AREA:

Unit Data		
	Design	Actual
MFG	CAPTIVEAIRE	CAPTIVEAIRE
Model Num	3347BD-2	3347BD-2
Job / Serial Num	-	6204812
Type	TYPE I	TYPE 1 CANOPY
Hood length	66"	66"
Hood Width	33"	33"

Test Data Exhaust		
	Design	Actual
Filter Type	SOLO FILTER	CAPSTRATE SOLO FILTERS
Filter Size 1	16X16	16"x16"
Filter Qty 1	4	4
Filter AK factor size 1	1.53	1.62
Filter Total AK Area	6.12	6.48
Filter1 FPM	-	239
Filter2 FPM	-	250
Filter3 FPM	-	223
Filter4 FPM	-	223
Filter Ave FPM(corr)	-	233.75
CFM	1500	1515

Cooking Equipment	
	Actual
Item 1	GRILL

Completed By: Kristopher Passley on 07/11/2024

