1 HVAC PLAN - FIRST FLOOR

1/8" = 1'-0" REF: /

PROJECT NORTH

GENERAL NOTES:

1. COORDINATE EQUIPMENT AND DUCTWORK WITH STRUCTURE AND ALL OTHER TRADES. COORDINATE WALL OPENINGS WITH ARCHITECT/STRUCTURAL ENGINEER.
2. PROVIDE MANUAL VOLUME DAMPER IN DUCTWORK FOR EVERY SUPPLY AND EXHAUST DIFFUSER/GRILLE NOT SCHEDULED TO HAVE AN INTEGRAL VOLUME DAMPER. REFER TO DIFFUSER/GRILLE SCHEDULE.
3. FINAL DUCT RUN-OUT SIZE TO DIFFUSER TO MATCH DIFFUSER NECK SIZE UNLESS NOTED OTHERWISE ON PLANS. REFER TO DIFFUSER TAGS.

PLAN NOTES:

1. 36"X24" INTAKE LOUVER. PROVIDE RUSKIN MODEL 6350DMP (3.19 FT2 FREE AREA) DRYER FLOW OF 2000CFM. PROVIDE LOW LEAKAGE MOTORIZED DAMPER INTERLOCKED WITH DRYER OPERATION.
2. BASIS OF DESIGN DRYER IS MAYTAG MDG75PNHVW. ROUTE DRYER DUCT FROM DRYER AND ANGLE UP WITH 45 DEGREE ELBOWS (1.5 DUCT DIAMETER ELBOWS) AND PENETRATE EXTERIOR WALL. TERMINATE OUTDOORS WITH ELBOW POINTING DOWN (1.5 DUCT DIAMETER ELBOW) WITH OPENING 18" AFG MINIMUM. NO DAMPERS OR SCREENS ARE ALLOWED ON OPENING.
3. PROVIDE INTAKE WALL CAP WITH SCREEN.
4. PROVIDE VOLUME DAMPER IN VERTICAL OSA DUCT. CONNECT TO RETURN DUCT AT LOW LEVEL.
5. GAS WATER HEATER INTAKE VIA DOWNTURNED ELBOW WITH SCREEN PER MANUFACTURER'S GUIDELINES.
6. GAS WATER HEATER FLUE UP TO ROOF. PROVIDE 1-HR FIRE WRAP FROM THE POINT OF RATED CEILING MEMBRANE PENETRATION TO ROOF PENETRATION.
7. GAS WATER HEATER FLUE UP TO ROOF.
8. 12"X8" TG-1, (TYP 2), 6" AFF

brr

ARCHITECT OF RECORD:
BRR ARCHITECTURE, INC
9321 ANTIOCH AVENUE
SUITE 300
OVERLAND PARK, KS 66204

www.brrarch.com

TEL: 913-262-9095
FAX: 913-262-9044

CONSULTANT

smith & boucher engineers
25618 west 103rd St olathe, ks 66061
phone 913.345.2127 fax 913.345.0817
SBI PROJECT:2120111

EVERHOME SUITES

COPYRIGHT NOTICE

This drawing was prepared for use on a specific project and is restricted to its issue date and it is not suitable for use on a different project site or at a later time. Use of this drawing for reference or example on another project requires the services of properly licensed architects and engineers. Reproduction of this drawing for reuse on another project is not authorized and may be contrary to the law.

ISSUES & REVISIONS

NO.	DATE	DESCRIPTION

PROJECT NAME

Everhome Suites Amarillo, TX

PROJECT ADDRESS

11 Care Cir,
Amarillo, TX 79124

EVERHOME SUITES

PROJECT MANAGER: APR
CHECKED BY: CEA
DRAWN BY: SBI
DOCUMENT DATE: 05/24/2023
PROTOCYCLE: V2.3 (MARCH 2023)
BULLETINS THROUGH: 3
PROJECT NO. 31000523
PROJECT PHASE: Construction Documents

STATE OF TEXAS
CHRISTOPHER E. ALBRIGHT
120839
LICENSED
PROFESSIONAL ENGINEER
6/14/23

SHEET TITLE

HVAC PLAN - FIRST FLOOR

SHEET NO.

M101

BRR Original printed on recycled paper

6/9/2023 8:59:32 AM

2 HVAC PLAN - THIRD FLOOR

1/8" = 1'-0" REF: /

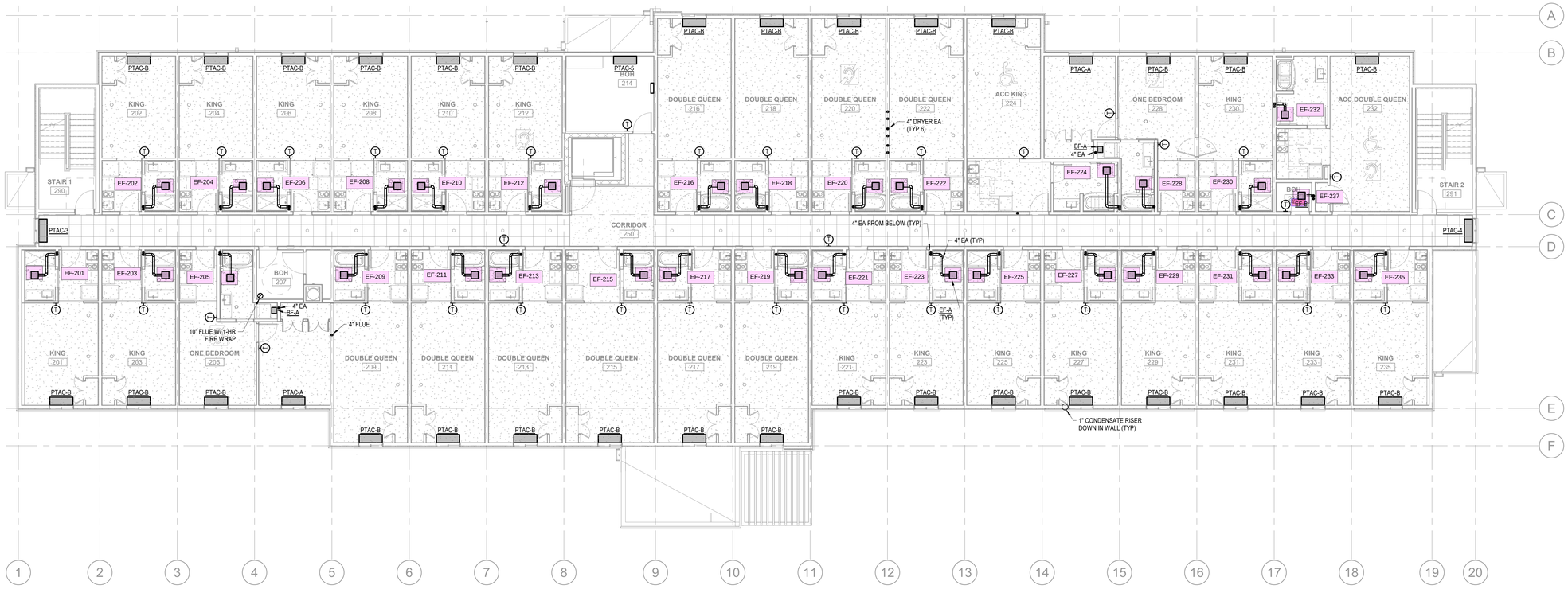

1 HVAC PLAN - SECOND FLOOR

1/8" = 1'-0" REF: /

PROJECT NORTH

6/9/2023 8:59:52 AM

brr

ARCHITECT OF RECORD:
BRR ARCHITECTURE, INC
9221 METCALF AVENUE
SUITE 100
OVERLAND PARK, KS 66204

www.brrarch.com

TEL: 913-262-9095
FAX: 913-262-9044

CONSULTANT

smith & boucher engineers
25618 west 103rd St olathe, ks 66061
phone 913.345.2127 fax 913.345.0817
SBI PROJECT:2120111

EVERHOME SUITES

COPYRIGHT NOTICE

This drawing was prepared for use on a different project site or at a later time as issue date and it is not suitable for use on a different project site or at a later time. Use of this drawing for reference or example on another project requires the services of properly licensed architects and engineers. Reproduction of this drawing for reuse on another project is not authorized and may be contrary to the law.

ISSUES & REVISIONS

NO.	DATE	DESCRIPTION

PROJECT NAME

Everhome Suites Amarillo, TX

PROJECT ADDRESS

11 Care Cir,
Amarillo, TX 79124

PROJECT MANAGER: APR
CHECKED BY: CEA
DRAWN BY: SBI
DOCUMENT DATE: 05/24/2023
PROTOCYCLE: V2.3 (MARCH 2023)
BULLETINS THROUGH: 3
PROJECT NO. 31000523
PROJECT PHASE Construction Documents

STATE OF TEXAS
CHRISTOPHER E. ALBRIGHT
120939
LICENSED
PROFESSIONAL
ENGINEER
5/24/23

SHEET TITLE

HVAC PLAN - SECOND AND THIRD FLOOR

SHEET NO.

M102

BRR Original printed on recycled paper

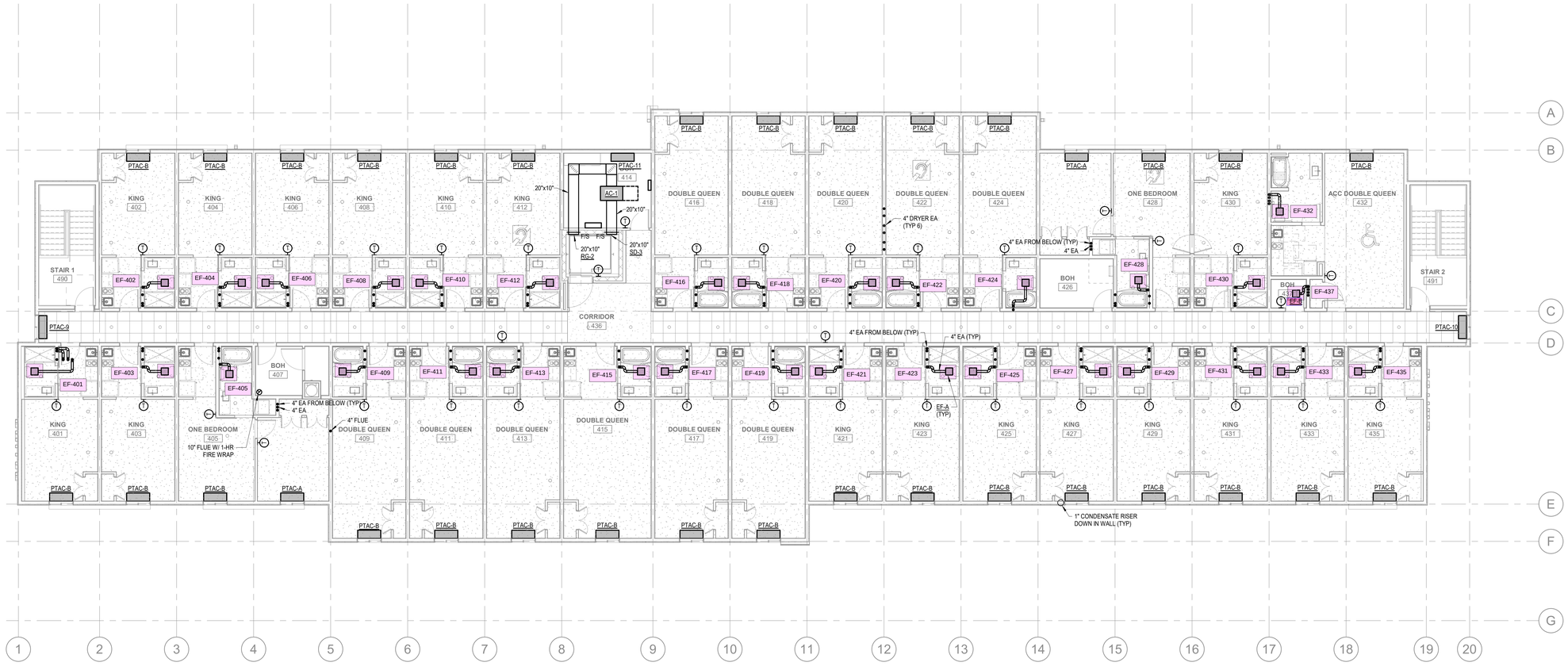

1 HVAC PLAN - FOURTH FLOOR

1/8" = 1'-0" REF: /

PROJECT NORTH

6/9/2023 9:00:06 AM

brr

ARCHITECT OF RECORD:
BRR ARCHITECTURE, INC
8131 METCALF AVENUE
SUITE 300
OVERLAND PARK, KS 66204

www.brrarch.com

TEL: 913-262-9095
FAX: 913-262-9044

CONSULTANT

smith & boucher engineers
25618 west 103rd St olathe, ks 66061
phone 913.345.2127 fax 913.345.0617
SBI PROJECT:2120111

EVERHOME SUITES

COPYRIGHT NOTICE

This drawing was prepared for use on a specific site contemporaneously with its issue date and it is not suitable for use on a different project site or at a later time. Use of this drawing for reference or example on another project requires the services of properly licensed architects and engineers. Reproduction of this drawing for reuse on another project is not authorized and may be contrary to the law.

ISSUES & REVISIONS

NO.	DATE	DESCRIPTION

PROJECT NAME

Everhome Suites Amarillo, TX

PROJECT ADDRESS

11 Care Cir,
Amarillo, TX 79124

EVERHOME SUITES

PROJECT MANAGER:
APR
CHECKED BY:
CEA
DRAWN BY:
SBI
DOCUMENT DATE:
05/24/2023
PROTOCYCLE:
V2.3 (MARCH 2023)
BULLETINS THROUGH:
3

PROJECT NO.
31000523

PROJECT PHASE
Construction Documents

STATE OF TEXAS
CHRISTOPHER E. ALBRIGHT
120939
LICENSED
PROFESSIONAL ENGINEER
5/24/23

SHEET TITLE

HVAC PLAN - FOURTH FLOOR

SHEET NO.
M103

BRR Original printed on recycled paper

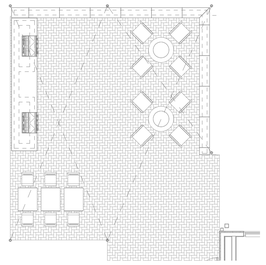

3 HVAC PLAN - AMENITY 2
1/8" = 1'-0" REF: /

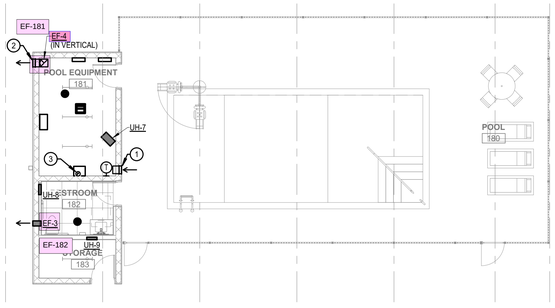

1 HVAC PLAN - OUTDOOR POOL OPTION
1/8" = 1'-0" REF: /

14 15 16 17 18 19 20

PROJECT NORTH

GENERAL NOTES:

1. COORDINATE EQUIPMENT AND DUCTWORK WITH STRUCTURE AND ALL OTHER TRADES. COORDINATE WALL OPENINGS WITH ARCHITECT/STRUCTURAL ENGINEER.
2. PROVIDE MANUAL VOLUME DAMPER IN DUCTWORK FOR EVERY SUPPLY AND EXHAUST DIFFUSER/GRILLE NOT SCHEDULED TO HAVE AN INTEGRAL VOLUME DAMPER. REFER TO DIFFUSER/GRILLE SCHEDULE.
3. FINAL DUCT RUN-OUT SIZE TO DIFFUSER TO MATCH DIFFUSER NECK SIZE UNLESS NOTED OTHERWISE ON PLANS. REFER TO DIFFUSER TAGS.

PLAN NOTES:

1. 12"X12" INTAKE LOUVER. PROVIDE RUSKIN MODEL 6350DMP (0.41 FT2 FREE AREA). AIRFLOW OF 210CFM. PROVIDE THERMOSTAT SET TO 50F.
2. 12"X12" EXHAUST LOUVER. PROVIDE RUSKIN MODEL 6350DMP (0.41 FT2 FREE AREA). AIRFLOW OF 210CFM. ROUTE 12"X12" EA DOWN TO EXHAUST FAN INSTALLED IN VERTICAL ORIENTATION AGAINST WALL. ROUTE 12"X12" DUCT TO 12" AFF AND COVER WITH WIRE SCREEN.
3. GAS WATER HEATER CONCENTRIC VENT UP THROUGH ROOF.

brr

ARCHITECT OF RECORD:
BRR ARCHITECTURE, INC
8131 METCALF AVENUE
SUITE 300
OVERLAND PARK, KS 66204

www.brrarch.com

TEL: 913-262-9095
FAX: 913-262-9044

CONSULTANT

smith & boucher engineers
25618 west 103rd St olathe, ks 66061
phone 913.345.2127 fax 913.345.0617
SBI PROJECT:2120111

EVERHOME SUITES

COPYRIGHT NOTICE

This drawing was prepared for use on a specific site contemporaneously with its issue date and it is not suitable for use on a different project site or at a later time. Use of this drawing for reference or example on another project requires the services of properly licensed architects and engineers. Reproduction of this drawing for reuse on another project is not authorized and may be contrary to the law.

ISSUES & REVISIONS

NO.	DATE	DESCRIPTION

PROJECT NAME

Everhome Suites Amarillo, TX

PROJECT ADDRESS

11 Care Cir,
Amarillo, TX 79124

EVERHOME SUITES

PROJECT MANAGER:
APR
CHECKED BY:
CEA
DRAWN BY:
SBI
DOCUMENT DATE:
05/24/2023
PROTOCYCLE:
V2.3 (MARCH 2023)
BULLETINS THROUGH:
3

PROJECT NO.
31000523

PROJECT PHASE
Construction Documents

SHEET TITLE

HVAC PLAN - OUTDOOR POOL AND AMENITY OPTION

SHEET NO.

M201

BRR Original printed on recycled paper

6/9/2023 9:00:13 AM