



STOREFRONT



RTU1 DINING

Unit picture



RTU2 KITCHEN

Unit picture



PRV1 RESTROOMS

Unit picture



PRV2 GRIDDLE

Unit picture



PRV3 FRYER

Unit picture



ROOFTOP



HD1 GRIDDLE

Unit picture



HD2 FRYER

Unit picture



EF1A EMPLOYEE RESTROOM

Unit picture




EF1A MOP ROOM


Unit picture




THERMOSTATS



RTU1 HUMIDITY WIRING



RTU2 HUMIDITY WIRING



EF1A RR SETPOINT

Set point for speed controller on the exhaust fan in the employee restroom. Set to max



PRV1 RR SETPOINT

Speed Setpoint for restroom exhaust fan