

Report By:

Chetu Development
Test add 11
Test add 22
Noida, AL 44444



Report: QA Report
Function: Test, Adjust, & Balance
Date: 09/28/2024
Completed By: Chetu Development

PROJECT

10 Jan 2023

facility

Noida, AK 42424

Client

QA test

Chetu Development

Project: 10 Jan 2023

Table Of Contents

Section	Page #
AHU/RTU	3
Diffuser Supply (GRD)	113
AHU/RTU	485
Boiler	590
Diffuser Supply (GRD)	620
Checklist Data	622
Issue Data	624
Task Data	626



Chetu Development

Project: 10 Jan 2023

System/Unit: AHU/RTU



Asset: AHU1

AREA:child

Unit Data		
	Design	Actual
MFG	ee	ee
Serial Num	-	123
Model Num	rr	rr
Inventory Tag ID	-	77hj
Type	hhj66	66hj
Series	-	hj66
Configuration	hjj66	hjhj66
Num OA Filters 1	-	gj7
OA Filter Size 1	-	hj77
Num OA Filters 2	-	
OA Filter Size 2	-	
Num PreFilter 1	-	
PreFilter Size 1	-	
Num PreFilter 2	-	
PreFilter Size 2	-	
Num Final Filter 1	-	686h
Final Filter Size 1	-	6868hh
Num Final Filter 2	-	67hujh
Final Filter Size 2	-	jhj77

Motor Data		
	Design	Actual
Motor MFG	-	
Frame	-	
Horsepower	-	
Motor Rpm	-	
Phase	-	
Rated Voltage	-	
Rated Amperage	-	
Frequency	-	
Service Factor	-	
Efficiency	-	
Power Factor	-	

Test Data		
	Design	Actual
SF CFM (Initial)	-	
SF CFM	-	
SF RPM (Initial)	-	
SF RPM	-	
RA CFM	-	
OA CFM	-	
Exhaust CFM	-	
Relief CFM	-	
RL Voltage	-	
RL Amperage	-	
SF Rotation	-	
VFD Max SetPt	-	
VFD Min SetPt	-	
SF Motor Freq(HZ)	-	
SF Flow Station (Kv)	-	
OA Flow Station (Kv)	-	
SF System SetPt	-	
RA Flow Station (Kv)	-	
Relief Flow Station (Kv)	-	
RA Damper Position	-	
RA Damper Type	-	
MA Damper Position	-	
MA Damper Type	-	
OA Damper Position	-	
OA Damper Type	-	
Min OA Damper Position	-	
Min OA Damper Type	-	
Econo Damper Position	-	
Econo Damper Type	-	
Relief Damper Position	-	
Relief Damper Type	-	
OA Enthalpy Setpt	-	
Brake Horse Power	-	

Drive Data	
	Actual
Motor Sheave MFG	
Motor Sheave Size	
Motor Bore Size	
Motor Sheave SetPt	
Fan Sheave MFG	
Fan Sheave Size	
Fan Sheave Bore	
Belt CL Distance	
Num of Belts	
Belt Size	
Belt MFG	
Belt Deflection	
Belt Alignment	

Gas Heat		
	Design	Actual
Output MBH (rated)	-	
Gas Inlet Pres (wc)	-	
Gas Low Fire Pres (wc)	-	
Gas High Fire Pres (wc)	-	
Pilot Ignition Status (pass/fail)	-	
Single or Dual Bank	-	
Staged or Modulating	-	
Heater Operates (y/n)	-	
Combustion Blower Operates (y/n)	-	
Flame Status (pass/fail)	-	
High Limit Temp Cut-off SetPt	-	
Inlet Temp SetPt	-	
Discharge Temp SetPt	-	
Temp Rise SetPt	-	
Air Flow Switch SetPt	-	
Air Flow Switch Actual	-	
Air Flow Switch CTRL Voltage	-	
Air Switch Proved (Pass/Fail)	-	
Space Temp SetPt-ON	-	
Space Temp SetPt-OFF	-	
Flame Modulates (y/n)	-	

Performance Data		
	Design	Actual
Return Duct SP	-	
MA Plenum SP	-	
Fan Suction SP	-	
Fan Discharge SP	-	
Supply Duct SP	-	
Total ESP	-	
Fan Total SP	-	
Pre-Filter P.D.	-	
Final Filters P.D.	-	
Cooling Coil P.D.	-	
CHW Coil P.D.	-	
PreHeat Coil P.D.	-	
HW Coil P.D.	-	
Steam Coil P.D.	-	
Heat Wheel (Exh) P.D.	-	
Heat Wheel (Sup) P.D.	-	
OA Temp (db/wb)	-	
RA Temp (db/wb)	-	
MA Temp (db/wb)	-	
SA Temp (db/wb)	-	
HW Coil Delta T	-	
CW Coil Delta T	-	
Coil Delta T	-	
Heat Wheel(Exh) Delta T	-	
Heat Wheel(Sup) Delta T	-	

General	
	Actual
Unit free of Damage	
Unit Completely Assembled	
Unit Leveled	
Curb & Unit Installed Air Tight	
Controls Complete	
Fan Rotation Correct	
Fan Belt Condition	
Unit Filters Clean	
Evap Coil Clean	
Evap Coil Free of Frost	
Condensor Coil Clean	
Condensor Fins Straight	
Refr Sight Glass Dry	
Condensate Drain Installed	
Crankcase Heaters Operate	

Compressors	
	Actual
Refrigerant Charge	
Refrigerant Type	
Comp 1 RLA	
Comp 2 RLA	
Comp 1 Suction Pres	
Comp 2 Suction Pres	
Comp 1 Discharge Pres	
Comp 2 Discharge Pres	
Circuit 1 Superheat	
Circuit 2 Superheat	
Comp 1 Liquid Line Temp	
Comp 2 Liquid Line Temp	
Circuit 1 SubCooling	
Circuit 2 SubCooling	

Electric Heat		
	Design	Actual
KW (TOTAL)	-	
Num of Stages	-	
Voltage	-	
Stage 1 RLA	-	
Stage 2 RLA	-	
Stage 3 RLA	-	
Stage 4 RLA	-	
Stage 5 RLA	-	
Stage 6 RLA	-	
EAT (db/wb)	-	
LAT (db/wb)	-	
Coil Delta T	-	
Inlet SP	-	
Discharge SP	-	
Coil Delta SP	-	
High Limit Temp Cut-off SetPt	-	
Inlet Temp SetPt	-	
Discharge Temp SetPt	-	
Temp Rise SetPt	-	
Airflow Switch SP	-	
Airflow Switch CTRL Voltage	-	
Space Temp SetPt-ON	-	
Space Temp SetPt-OFF	-	

Combustion Gas Duct	
	Actual
Duct Type	
Gauge & Material	
Size	
Min Rise:Run	df55
Room properly ventilated	555f
Space pres condition	
Flue backdrafts eliminated	
Flue Terminates Properly	

Electrical	
	Actual
Evap Fan Overload size/setpt	
Cond Fan Overload size/setpt	
VFD Phase Voltage (line)	
VFD Min Setpt	
VFD Max Setpt	
Phase Brownout Dial Setpt (v)	
Phase Brownout Volt Variance	
Control Voltage (v)	
System Fused (y/n)	
Fuse Size (amps)	
Freeze Stat Setpt	
Compressor Lockout Setpt	

Completed By: Gulshan Kumar on 07/10/2024

Notes:
 dsfsdfs
 sadasda
 hjf

Written By: on



Chetu Development

Project: 10 Jan 2023

AHU/RTU



Diffuser Supply (GRD)

AHU1-AHU39/

Asset				
Asset Name	Location	a7	FINAL CFM	% to design
AHU1-AHU1-SGRD1				
AHU1-AHU1-SGRD2				
AHU1-AHU1-SGRD3				
AHU1-AHU1-SGRD4				
AHU1-AHU1-SGRD5				
AHU1-AHU1-SGRD6				
AHU1-AHU1-SGRD7				
AHU1-AHU1-SGRD8				
AHU1-AHU1-SGRD9				
AHU1-AHU1-SGRD10				
AHU1-AHU1-SGRD11				
AHU1-AHU1-SGRD12				
AHU1-AHU1-SGRD13				
AHU1-AHU1-SGRD14				
AHU1-AHU1-SGRD15				
AHU1-AHU1-SGRD16				
AHU1-AHU1-SGRD17				
AHU1-AHU1-SGRD18				
AHU1-AHU1-SGRD19				
AHU1-AHU1-SGRD20				
AHU1-AHU1-SGRD21				
AHU1-AHU1-SGRD22				
AHU1-AHU1-SGRD23				
AHU1-AHU1-SGRD24				
AHU1-AHU1-SGRD25				
AHU1-AHU1-SGRD26				
AHU1-AHU1-SGRD27				
AHU1-AHU1-SGRD28				
AHU1-AHU1-SGRD29				
AHU1-AHU1-SGRD30				
AHU1-AHU1-SGRD31				
AHU1-AHU1-SGRD32				
AHU1-AHU1-SGRD33				
AHU1-AHU1-SGRD34				
AHU1-AHU1-SGRD35				
AHU1-AHU1-SGRD36				
AHU1-AHU1-SGRD37				
AHU1-AHU1-SGRD38				
AHU1-AHU1-SGRD39				
AHU1-AHU1-SGRD40				
AHU1-AHU1-SGRD41				
AHU1-AHU1-SGRD42				
AHU1-AHU1-SGRD43				
AHU1-AHU1-SGRD44				
AHU1-AHU1-SGRD45				
AHU1-AHU1-SGRD46				
AHU1-AHU1-SGRD47				
AHU1-AHU1-SGRD48				
AHU1-AHU1-SGRD49				
AHU1-AHU1-SGRD50				
Total			0	

AHU1/child

Asset				
Asset Name	Location	a7	FINAL CFM	% to design
AHU1-SGRD1				
AHU1-SGRD2				
Total			0	

Asset	Notes	Date	Written By
AHU1-SGRD1	Notes of sgrd1 which is child		



Chetu Development

Project: 10 Jan 2023

System/Unit: AHU/RTU



Asset: AHU2

AREA:chi

Unit Data		
	Design	Actual
MFG	d	d
Serial Num	-	q
Model Num	d	d
Inventory Tag ID	-	qq
Design Type	-	

Motor Data		
	Design	Actual
Motor MFG	-	
Frame	-	
Horsepower	-	
Motor Rpm	-	
Phase	-	
Rated Voltage	-	
Rated Amperage	-	
Frequency	-	
Service Factor	-	
Efficiency	-	
Power Factor	-	

Test Data		
	Design	Actual
SF CFM (Initial)	-	
SF CFM	-	
SF RPM (Initial)	-	
SF RPM	-	
RA CFM	-	
OA CFM	-	
Exhaust CFM	-	
Relief CFM	-	
RL Voltage	-	
RL Amperage	-	
SF Rotation	-	
VFD Max SetPt	-	
VFD Min SetPt	-	
SF Motor Freq(HZ)	-	
SF Flow Station (Kv)	-	
OA Flow Station (Kv)	-	
SF System SetPt	-	
RA Flow Station (Kv)	-	
Relief Flow Station (Kv)	-	
RA Damper Position	-	
RA Damper Type	-	
MA Damper Position	-	
MA Damper Type	-	
OA Damper Position	-	
OA Damper Type	-	
Min OA Damper Position	-	
Min OA Damper Type	-	
Econo Damper Position	-	
Econo Damper Type	-	
Relief Damper Position	-	
Relief Damper Type	-	
OA Enthalpy Setpt	-	
Brake Horse Power	-	

Performance Data		
	Design	Actual
Return Duct SP	-	
MA Plenum SP	-	
Fan Suction SP	-	
Fan Discharge SP	-	
Supply Duct SP	-	
Total ESP	-	
Fan Total SP	-	
Pre-Filter P.D.	-	
Final Filters P.D.	-	
Cooling Coil P.D.	-	
CHW Coil P.D.	-	
PreHeat Coil P.D	-	
HW Coil P.D.	-	
Steam Coil P.D.	-	
Heat Wheel (Exh) P.D.	-	
Heat Wheel (Sup) P.D.	-	
OA Temp (db/wb)	-	
RA Temp (db/wb)	-	
MA Temp (db/wb)	-	
SA Temp (db/wb)	-	
HW Coil Delta T	-	
CW Coil Delta T	-	
Coil Delta T	-	
Heat Wheel(Exh) Delta T	-	
Heat Wheel(Sup) Delta T	-	



Chetu Development

Project: 10 Jan 2023

AHU/RTU



Diffuser Supply (GRD)

AHU2/chi

Asset				
Asset Name	Location	a7	FINAL CFM	% to design
AHU2-SGRD1	4	44		
AHU2-SGRD3				
Total			0	



Chetu Development

Project: 10 Jan 2023

System/Unit: AHU/RTU



Asset: AHU1-AHU2

AREA:child

Unit Data		
	Design	Actual
MFG	na	na
Serial Num	-	
Model Num	na	na
Inventory Tag ID	-	
Design Type	-	

Motor Data		
	Design	Actual
Motor MFG	-	
Frame	-	
Horsepower	-	
Motor Rpm	-	
Phase	-	
Rated Voltage	-	
Rated Amperage	-	
Frequency	-	
Service Factor	-	
Efficiency	-	
Power Factor	-	

Test Data		
	Design	Actual
SF CFM (Initial)	-	
SF CFM	-	
SF RPM (Initial)	-	
SF RPM	-	
RA CFM	-	
OA CFM	-	
Exhaust CFM	-	
Relief CFM	-	
RL Voltage	-	
RL Amperage	-	
SF Rotation	-	
VFD Max SetPt	-	
VFD Min SetPt	-	
SF Motor Freq(HZ)	-	
SF Flow Station (Kv)	-	
OA Flow Station (Kv)	-	
SF System SetPt	-	
RA Flow Station (Kv)	-	
Relief Flow Station (Kv)	-	
RA Damper Position	-	
RA Damper Type	-	
MA Damper Position	-	
MA Damper Type	-	
OA Damper Position	-	
OA Damper Type	-	
Min OA Damper Position	-	
Min OA Damper Type	-	
Econo Damper Position	-	
Econo Damper Type	-	
Relief Damper Position	-	
Relief Damper Type	-	
OA Enthalpy Setpt	-	
Brake Horse Power	-	

Performance Data		
	Design	Actual
Return Duct SP	-	
MA Plenum SP	-	
Fan Suction SP	-	
Fan Discharge SP	-	
Supply Duct SP	-	
Total ESP	-	
Fan Total SP	-	
Pre-Filter P.D.	-	
Final Filters P.D.	-	
Cooling Coil P.D.	-	
CHW Coil P.D.	-	
PreHeat Coil P.D	-	
HW Coil P.D.	-	
Steam Coil P.D.	-	
Heat Wheel (Exh) P.D.	-	
Heat Wheel (Sup) P.D.	-	
OA Temp (db/wb)	-	
RA Temp (db/wb)	-	
MA Temp (db/wb)	-	
SA Temp (db/wb)	-	
HW Coil Delta T	-	
CW Coil Delta T	-	
Coil Delta T	-	
Heat Wheel(Exh) Delta T	-	
Heat Wheel(Sup) Delta T	-	



Chetu Development

Project: 10 Jan 2023

System/Unit: AHU/RTU



Asset: AHU1-AHU3

AREA:

Unit Data		
	Design	Actual
MFG	na	na
Serial Num	-	
Model Num	na	na
Inventory Tag ID	-	
Design Type	-	

Motor Data		
	Design	Actual
Motor MFG	-	
Frame	-	
Horsepower	-	
Motor Rpm	-	
Phase	-	
Rated Voltage	-	
Rated Amperage	-	
Frequency	-	
Service Factor	-	
Efficiency	-	
Power Factor	-	

Test Data		
	Design	Actual
SF CFM (Initial)	-	
SF CFM	-	
SF RPM (Initial)	-	
SF RPM	-	
RA CFM	-	
OA CFM	-	
Exhaust CFM	-	
Relief CFM	-	
RL Voltage	-	
RL Amperage	-	
SF Rotation	-	
VFD Max SetPt	-	
VFD Min SetPt	-	
SF Motor Freq(HZ)	-	
SF Flow Station (Kv)	-	
OA Flow Station (Kv)	-	
SF System SetPt	-	
RA Flow Station (Kv)	-	
Relief Flow Station (Kv)	-	
RA Damper Position	-	
RA Damper Type	-	
MA Damper Position	-	
MA Damper Type	-	
OA Damper Position	-	
OA Damper Type	-	
Min OA Damper Position	-	
Min OA Damper Type	-	
Econo Damper Position	-	
Econo Damper Type	-	
Relief Damper Position	-	
Relief Damper Type	-	
OA Enthalpy Setpt	-	
Brake Horse Power	-	

Performance Data		
	Design	Actual
Return Duct SP	-	
MA Plenum SP	-	
Fan Suction SP	-	
Fan Discharge SP	-	
Supply Duct SP	-	
Total ESP	-	
Fan Total SP	-	
Pre-Filter P.D.	-	
Final Filters P.D.	-	
Cooling Coil P.D.	-	
CHW Coil P.D.	-	
PreHeat Coil P.D.	-	
HW Coil P.D.	-	
Steam Coil P.D.	-	
Heat Wheel (Exh) P.D.	-	
Heat Wheel (Sup) P.D.	-	
OA Temp (db/wb)	-	
RA Temp (db/wb)	-	
MA Temp (db/wb)	-	
SA Temp (db/wb)	-	
HW Coil Delta T	-	
CW Coil Delta T	-	
Coil Delta T	-	
Heat Wheel(Exh) Delta T	-	
Heat Wheel(Sup) Delta T	-	



Chetu Development

Project: 10 Jan 2023

System/Unit: AHU/RTU



Asset: AHU1-AHU4

AREA:

Unit Data		
	Design	Actual
MFG	na	na
Serial Num	-	
Model Num	na	na
Inventory Tag ID	-	
Design Type	-	

Motor Data		
	Design	Actual
Motor MFG	-	
Frame	-	
Horsepower	-	
Motor Rpm	-	
Phase	-	
Rated Voltage	-	
Rated Amperage	-	
Frequency	-	
Service Factor	-	
Efficiency	-	
Power Factor	-	

Test Data		
	Design	Actual
SF CFM (Initial)	-	
SF CFM	-	
SF RPM (Initial)	-	
SF RPM	-	
RA CFM	-	
OA CFM	-	
Exhaust CFM	-	
Relief CFM	-	
RL Voltage	-	
RL Amperage	-	
SF Rotation	-	
VFD Max SetPt	-	
VFD Min SetPt	-	
SF Motor Freq(HZ)	-	
SF Flow Station (Kv)	-	
OA Flow Station (Kv)	-	
SF System SetPt	-	
RA Flow Station (Kv)	-	
Relief Flow Station (Kv)	-	
RA Damper Position	-	
RA Damper Type	-	
MA Damper Position	-	
MA Damper Type	-	
OA Damper Position	-	
OA Damper Type	-	
Min OA Damper Position	-	
Min OA Damper Type	-	
Econo Damper Position	-	
Econo Damper Type	-	
Relief Damper Position	-	
Relief Damper Type	-	
OA Enthalpy Setpt	-	
Brake Horse Power	-	

Performance Data		
	Design	Actual
Return Duct SP	-	
MA Plenum SP	-	
Fan Suction SP	-	
Fan Discharge SP	-	
Supply Duct SP	-	
Total ESP	-	
Fan Total SP	-	
Pre-Filter P.D.	-	
Final Filters P.D.	-	
Cooling Coil P.D.	-	
CHW Coil P.D.	-	
PreHeat Coil P.D.	-	
HW Coil P.D.	-	
Steam Coil P.D.	-	
Heat Wheel (Exh) P.D.	-	
Heat Wheel (Sup) P.D.	-	
OA Temp (db/wb)	-	
RA Temp (db/wb)	-	
MA Temp (db/wb)	-	
SA Temp (db/wb)	-	
HW Coil Delta T	-	
CW Coil Delta T	-	
Coil Delta T	-	
Heat Wheel(Exh) Delta T	-	
Heat Wheel(Sup) Delta T	-	



Chetu Development

Project: 10 Jan 2023

System/Unit: AHU/RTU



Asset: AHU1-AHU5

AREA:

Unit Data		
	Design	Actual
MFG	na	na
Serial Num	-	
Model Num	na	na
Inventory Tag ID	-	
Design Type	-	

Motor Data		
	Design	Actual
Motor MFG	-	
Frame	-	
Horsepower	-	
Motor Rpm	-	
Phase	-	
Rated Voltage	-	
Rated Amperage	-	
Frequency	-	
Service Factor	-	
Efficiency	-	
Power Factor	-	

Test Data		
	Design	Actual
SF CFM (Initial)	-	
SF CFM	-	
SF RPM (Initial)	-	
SF RPM	-	
RA CFM	-	
OA CFM	-	
Exhaust CFM	-	
Relief CFM	-	
RL Voltage	-	
RL Amperage	-	
SF Rotation	-	
VFD Max SetPt	-	
VFD Min SetPt	-	
SF Motor Freq(HZ)	-	
SF Flow Station (Kv)	-	
OA Flow Station (Kv)	-	
SF System SetPt	-	
RA Flow Station (Kv)	-	
Relief Flow Station (Kv)	-	
RA Damper Position	-	
RA Damper Type	-	
MA Damper Position	-	
MA Damper Type	-	
OA Damper Position	-	
OA Damper Type	-	
Min OA Damper Position	-	
Min OA Damper Type	-	
Econo Damper Position	-	
Econo Damper Type	-	
Relief Damper Position	-	
Relief Damper Type	-	
OA Enthalpy Setpt	-	
Brake Horse Power	-	

Performance Data		
	Design	Actual
Return Duct SP	-	
MA Plenum SP	-	
Fan Suction SP	-	
Fan Discharge SP	-	
Supply Duct SP	-	
Total ESP	-	
Fan Total SP	-	
Pre-Filter P.D.	-	
Final Filters P.D.	-	
Cooling Coil P.D.	-	
CHW Coil P.D.	-	
PreHeat Coil P.D.	-	
HW Coil P.D.	-	
Steam Coil P.D.	-	
Heat Wheel (Exh) P.D.	-	
Heat Wheel (Sup) P.D.	-	
OA Temp (db/wb)	-	
RA Temp (db/wb)	-	
MA Temp (db/wb)	-	
SA Temp (db/wb)	-	
HW Coil Delta T	-	
CW Coil Delta T	-	
Coil Delta T	-	
Heat Wheel(Exh) Delta T	-	
Heat Wheel(Sup) Delta T	-	



Chetu Development

Project: 10 Jan 2023

System/Unit: AHU/RTU



Asset: AHU1-AHU6

AREA:

Unit Data		
	Design	Actual
MFG	na	na
Serial Num	-	
Model Num	na	na
Inventory Tag ID	-	
Design Type	-	

Motor Data		
	Design	Actual
Motor MFG	-	
Frame	-	
Horsepower	-	
Motor Rpm	-	
Phase	-	
Rated Voltage	-	
Rated Amperage	-	
Frequency	-	
Service Factor	-	
Efficiency	-	
Power Factor	-	

Test Data		
	Design	Actual
SF CFM (Initial)	-	
SF CFM	-	
SF RPM (Initial)	-	
SF RPM	-	
RA CFM	-	
OA CFM	-	
Exhaust CFM	-	
Relief CFM	-	
RL Voltage	-	
RL Amperage	-	
SF Rotation	-	
VFD Max SetPt	-	
VFD Min SetPt	-	
SF Motor Freq(HZ)	-	
SF Flow Station (Kv)	-	
OA Flow Station (Kv)	-	
SF System SetPt	-	
RA Flow Station (Kv)	-	
Relief Flow Station (Kv)	-	
RA Damper Position	-	
RA Damper Type	-	
MA Damper Position	-	
MA Damper Type	-	
OA Damper Position	-	
OA Damper Type	-	
Min OA Damper Position	-	
Min OA Damper Type	-	
Econo Damper Position	-	
Econo Damper Type	-	
Relief Damper Position	-	
Relief Damper Type	-	
OA Enthalpy Setpt	-	
Brake Horse Power	-	

Performance Data		
	Design	Actual
Return Duct SP	-	
MA Plenum SP	-	
Fan Suction SP	-	
Fan Discharge SP	-	
Supply Duct SP	-	
Total ESP	-	
Fan Total SP	-	
Pre-Filter P.D.	-	
Final Filters P.D.	-	
Cooling Coil P.D.	-	
CHW Coil P.D.	-	
PreHeat Coil P.D	-	
HW Coil P.D.	-	
Steam Coil P.D.	-	
Heat Wheel (Exh) P.D.	-	
Heat Wheel (Sup) P.D.	-	
OA Temp (db/wb)	-	
RA Temp (db/wb)	-	
MA Temp (db/wb)	-	
SA Temp (db/wb)	-	
HW Coil Delta T	-	
CW Coil Delta T	-	
Coil Delta T	-	
Heat Wheel(Exh) Delta T	-	
Heat Wheel(Sup) Delta T	-	



Chetu Development

Project: 10 Jan 2023

System/Unit: AHU/RTU



Asset: AHU1-AHU7

AREA:

Unit Data		
	Design	Actual
MFG	na	na
Serial Num	-	
Model Num	na	na
Inventory Tag ID	-	
Design Type	-	

Motor Data		
	Design	Actual
Motor MFG	-	
Frame	-	
Horsepower	-	
Motor Rpm	-	
Phase	-	
Rated Voltage	-	
Rated Amperage	-	
Frequency	-	
Service Factor	-	
Efficiency	-	
Power Factor	-	

Test Data		
	Design	Actual
SF CFM (Initial)	-	
SF CFM	-	
SF RPM (Initial)	-	
SF RPM	-	
RA CFM	-	
OA CFM	-	
Exhaust CFM	-	
Relief CFM	-	
RL Voltage	-	
RL Amperage	-	
SF Rotation	-	
VFD Max SetPt	-	
VFD Min SetPt	-	
SF Motor Freq(HZ)	-	
SF Flow Station (Kv)	-	
OA Flow Station (Kv)	-	
SF System SetPt	-	
RA Flow Station (Kv)	-	
Relief Flow Station (Kv)	-	
RA Damper Position	-	
RA Damper Type	-	
MA Damper Position	-	
MA Damper Type	-	
OA Damper Position	-	
OA Damper Type	-	
Min OA Damper Position	-	
Min OA Damper Type	-	
Econo Damper Position	-	
Econo Damper Type	-	
Relief Damper Position	-	
Relief Damper Type	-	
OA Enthalpy Setpt	-	
Brake Horse Power	-	

Performance Data		
	Design	Actual
Return Duct SP	-	
MA Plenum SP	-	
Fan Suction SP	-	
Fan Discharge SP	-	
Supply Duct SP	-	
Total ESP	-	
Fan Total SP	-	
Pre-Filter P.D.	-	
Final Filters P.D.	-	
Cooling Coil P.D.	-	
CHW Coil P.D.	-	
PreHeat Coil P.D.	-	
HW Coil P.D.	-	
Steam Coil P.D.	-	
Heat Wheel (Exh) P.D.	-	
Heat Wheel (Sup) P.D.	-	
OA Temp (db/wb)	-	
RA Temp (db/wb)	-	
MA Temp (db/wb)	-	
SA Temp (db/wb)	-	
HW Coil Delta T	-	
CW Coil Delta T	-	
Coil Delta T	-	
Heat Wheel(Exh) Delta T	-	
Heat Wheel(Sup) Delta T	-	



Chetu Development

Project: 10 Jan 2023

System/Unit: AHU/RTU



Asset: AHU1-AHU8

AREA:

Unit Data		
	Design	Actual
MFG	na	na
Serial Num	-	
Model Num	na	na
Inventory Tag ID	-	
Design Type	-	

Motor Data		
	Design	Actual
Motor MFG	-	
Frame	-	
Horsepower	-	
Motor Rpm	-	
Phase	-	
Rated Voltage	-	
Rated Amperage	-	
Frequency	-	
Service Factor	-	
Efficiency	-	
Power Factor	-	

Test Data		
	Design	Actual
SF CFM (Initial)	-	
SF CFM	-	
SF RPM (Initial)	-	
SF RPM	-	
RA CFM	-	
OA CFM	-	
Exhaust CFM	-	
Relief CFM	-	
RL Voltage	-	
RL Amperage	-	
SF Rotation	-	
VFD Max SetPt	-	
VFD Min SetPt	-	
SF Motor Freq(HZ)	-	
SF Flow Station (Kv)	-	
OA Flow Station (Kv)	-	
SF System SetPt	-	
RA Flow Station (Kv)	-	
Relief Flow Station (Kv)	-	
RA Damper Position	-	
RA Damper Type	-	
MA Damper Position	-	
MA Damper Type	-	
OA Damper Position	-	
OA Damper Type	-	
Min OA Damper Position	-	
Min OA Damper Type	-	
Econo Damper Position	-	
Econo Damper Type	-	
Relief Damper Position	-	
Relief Damper Type	-	
OA Enthalpy Setpt	-	
Brake Horse Power	-	

Performance Data		
	Design	Actual
Return Duct SP	-	
MA Plenum SP	-	
Fan Suction SP	-	
Fan Discharge SP	-	
Supply Duct SP	-	
Total ESP	-	
Fan Total SP	-	
Pre-Filter P.D.	-	
Final Filters P.D.	-	
Cooling Coil P.D.	-	
CHW Coil P.D.	-	
PreHeat Coil P.D.	-	
HW Coil P.D.	-	
Steam Coil P.D.	-	
Heat Wheel (Exh) P.D.	-	
Heat Wheel (Sup) P.D.	-	
OA Temp (db/wb)	-	
RA Temp (db/wb)	-	
MA Temp (db/wb)	-	
SA Temp (db/wb)	-	
HW Coil Delta T	-	
CW Coil Delta T	-	
Coil Delta T	-	
Heat Wheel(Exh) Delta T	-	
Heat Wheel(Sup) Delta T	-	



Chetu Development

Project: 10 Jan 2023

System/Unit: AHU/RTU



Asset: AHU1-AHU9

AREA:

Unit Data		
	Design	Actual
MFG	na	na
Serial Num	-	
Model Num	na	na
Inventory Tag ID	-	
Design Type	-	

Motor Data		
	Design	Actual
Motor MFG	-	
Frame	-	
Horsepower	-	
Motor Rpm	-	
Phase	-	
Rated Voltage	-	
Rated Amperage	-	
Frequency	-	
Service Factor	-	
Efficiency	-	
Power Factor	-	

Test Data		
	Design	Actual
SF CFM (Initial)	-	
SF CFM	-	
SF RPM (Initial)	-	
SF RPM	-	
RA CFM	-	
OA CFM	-	
Exhaust CFM	-	
Relief CFM	-	
RL Voltage	-	
RL Amperage	-	
SF Rotation	-	
VFD Max SetPt	-	
VFD Min SetPt	-	
SF Motor Freq(HZ)	-	
SF Flow Station (Kv)	-	
OA Flow Station (Kv)	-	
SF System SetPt	-	
RA Flow Station (Kv)	-	
Relief Flow Station (Kv)	-	
RA Damper Position	-	
RA Damper Type	-	
MA Damper Position	-	
MA Damper Type	-	
OA Damper Position	-	
OA Damper Type	-	
Min OA Damper Position	-	
Min OA Damper Type	-	
Econo Damper Position	-	
Econo Damper Type	-	
Relief Damper Position	-	
Relief Damper Type	-	
OA Enthalpy Setpt	-	
Brake Horse Power	-	

Performance Data		
	Design	Actual
Return Duct SP	-	
MA Plenum SP	-	
Fan Suction SP	-	
Fan Discharge SP	-	
Supply Duct SP	-	
Total ESP	-	
Fan Total SP	-	
Pre-Filter P.D.	-	
Final Filters P.D.	-	
Cooling Coil P.D.	-	
CHW Coil P.D.	-	
PreHeat Coil P.D.	-	
HW Coil P.D.	-	
Steam Coil P.D.	-	
Heat Wheel (Exh) P.D.	-	
Heat Wheel (Sup) P.D.	-	
OA Temp (db/wb)	-	
RA Temp (db/wb)	-	
MA Temp (db/wb)	-	
SA Temp (db/wb)	-	
HW Coil Delta T	-	
CW Coil Delta T	-	
Coil Delta T	-	
Heat Wheel(Exh) Delta T	-	
Heat Wheel(Sup) Delta T	-	



Chetu Development

Project: 10 Jan 2023

System/Unit: AHU/RTU



Asset: AHU1-AHU10

AREA:

Unit Data		
	Design	Actual
MFG	na	na
Serial Num	-	
Model Num	na	na
Inventory Tag ID	-	
Design Type	-	

Motor Data		
	Design	Actual
Motor MFG	-	
Frame	-	
Horsepower	-	
Motor Rpm	-	
Phase	-	
Rated Voltage	-	
Rated Amperage	-	
Frequency	-	
Service Factor	-	
Efficiency	-	
Power Factor	-	

Test Data		
	Design	Actual
SF CFM (Initial)	-	
SF CFM	-	
SF RPM (Initial)	-	
SF RPM	-	
RA CFM	-	
OA CFM	-	
Exhaust CFM	-	
Relief CFM	-	
RL Voltage	-	
RL Amperage	-	
SF Rotation	-	
VFD Max SetPt	-	
VFD Min SetPt	-	
SF Motor Freq(HZ)	-	
SF Flow Station (Kv)	-	
OA Flow Station (Kv)	-	
SF System SetPt	-	
RA Flow Station (Kv)	-	
Relief Flow Station (Kv)	-	
RA Damper Position	-	
RA Damper Type	-	
MA Damper Position	-	
MA Damper Type	-	
OA Damper Position	-	
OA Damper Type	-	
Min OA Damper Position	-	
Min OA Damper Type	-	
Econo Damper Position	-	
Econo Damper Type	-	
Relief Damper Position	-	
Relief Damper Type	-	
OA Enthalpy Setpt	-	
Brake Horse Power	-	

Performance Data		
	Design	Actual
Return Duct SP	-	
MA Plenum SP	-	
Fan Suction SP	-	
Fan Discharge SP	-	
Supply Duct SP	-	
Total ESP	-	
Fan Total SP	-	
Pre-Filter P.D.	-	
Final Filters P.D.	-	
Cooling Coil P.D.	-	
CHW Coil P.D.	-	
PreHeat Coil P.D	-	
HW Coil P.D.	-	
Steam Coil P.D.	-	
Heat Wheel (Exh) P.D.	-	
Heat Wheel (Sup) P.D.	-	
OA Temp (db/wb)	-	
RA Temp (db/wb)	-	
MA Temp (db/wb)	-	
SA Temp (db/wb)	-	
HW Coil Delta T	-	
CW Coil Delta T	-	
Coil Delta T	-	
Heat Wheel(Exh) Delta T	-	
Heat Wheel(Sup) Delta T	-	



Chetu Development

Project: 10 Jan 2023

System/Unit: AHU/RTU



Asset: AHU1-AHU11

AREA:

Unit Data		
	Design	Actual
MFG	na	na
Serial Num	-	
Model Num	na	na
Inventory Tag ID	-	
Design Type	-	

Motor Data		
	Design	Actual
Motor MFG	-	
Frame	-	
Horsepower	-	
Motor Rpm	-	
Phase	-	
Rated Voltage	-	
Rated Amperage	-	
Frequency	-	
Service Factor	-	
Efficiency	-	
Power Factor	-	

Test Data		
	Design	Actual
SF CFM (Initial)	-	
SF CFM	-	
SF RPM (Initial)	-	
SF RPM	-	
RA CFM	-	
OA CFM	-	
Exhaust CFM	-	
Relief CFM	-	
RL Voltage	-	
RL Amperage	-	
SF Rotation	-	
VFD Max SetPt	-	
VFD Min SetPt	-	
SF Motor Freq(HZ)	-	
SF Flow Station (Kv)	-	
OA Flow Station (Kv)	-	
SF System SetPt	-	
RA Flow Station (Kv)	-	
Relief Flow Station (Kv)	-	
RA Damper Position	-	
RA Damper Type	-	
MA Damper Position	-	
MA Damper Type	-	
OA Damper Position	-	
OA Damper Type	-	
Min OA Damper Position	-	
Min OA Damper Type	-	
Econo Damper Position	-	
Econo Damper Type	-	
Relief Damper Position	-	
Relief Damper Type	-	
OA Enthalpy Setpt	-	
Brake Horse Power	-	

Performance Data		
	Design	Actual
Return Duct SP	-	
MA Plenum SP	-	
Fan Suction SP	-	
Fan Discharge SP	-	
Supply Duct SP	-	
Total ESP	-	
Fan Total SP	-	
Pre-Filter P.D.	-	
Final Filters P.D.	-	
Cooling Coil P.D.	-	
CHW Coil P.D.	-	
PreHeat Coil P.D.	-	
HW Coil P.D.	-	
Steam Coil P.D.	-	
Heat Wheel (Exh) P.D.	-	
Heat Wheel (Sup) P.D.	-	
OA Temp (db/wb)	-	
RA Temp (db/wb)	-	
MA Temp (db/wb)	-	
SA Temp (db/wb)	-	
HW Coil Delta T	-	
CW Coil Delta T	-	
Coil Delta T	-	
Heat Wheel(Exh) Delta T	-	
Heat Wheel(Sup) Delta T	-	



Chetu Development

Project: 10 Jan 2023

System/Unit: AHU/RTU



Asset: AHU1-AHU12

AREA:

Unit Data		
	Design	Actual
MFG	na	na
Serial Num	-	
Model Num	na	na
Inventory Tag ID	-	
Design Type	-	

Motor Data		
	Design	Actual
Motor MFG	-	
Frame	-	
Horsepower	-	
Motor Rpm	-	
Phase	-	
Rated Voltage	-	
Rated Amperage	-	
Frequency	-	
Service Factor	-	
Efficiency	-	
Power Factor	-	

Test Data		
	Design	Actual
SF CFM (Initial)	-	
SF CFM	-	
SF RPM (Initial)	-	
SF RPM	-	
RA CFM	-	
OA CFM	-	
Exhaust CFM	-	
Relief CFM	-	
RL Voltage	-	
RL Amperage	-	
SF Rotation	-	
VFD Max SetPt	-	
VFD Min SetPt	-	
SF Motor Freq(HZ)	-	
SF Flow Station (Kv)	-	
OA Flow Station (Kv)	-	
SF System SetPt	-	
RA Flow Station (Kv)	-	
Relief Flow Station (Kv)	-	
RA Damper Position	-	
RA Damper Type	-	
MA Damper Position	-	
MA Damper Type	-	
OA Damper Position	-	
OA Damper Type	-	
Min OA Damper Position	-	
Min OA Damper Type	-	
Econo Damper Position	-	
Econo Damper Type	-	
Relief Damper Position	-	
Relief Damper Type	-	
OA Enthalpy Setpt	-	
Brake Horse Power	-	

Performance Data		
	Design	Actual
Return Duct SP	-	
MA Plenum SP	-	
Fan Suction SP	-	
Fan Discharge SP	-	
Supply Duct SP	-	
Total ESP	-	
Fan Total SP	-	
Pre-Filter P.D.	-	
Final Filters P.D.	-	
Cooling Coil P.D.	-	
CHW Coil P.D.	-	
PreHeat Coil P.D	-	
HW Coil P.D.	-	
Steam Coil P.D.	-	
Heat Wheel (Exh) P.D.	-	
Heat Wheel (Sup) P.D.	-	
OA Temp (db/wb)	-	
RA Temp (db/wb)	-	
MA Temp (db/wb)	-	
SA Temp (db/wb)	-	
HW Coil Delta T	-	
CW Coil Delta T	-	
Coil Delta T	-	
Heat Wheel(Exh) Delta T	-	
Heat Wheel(Sup) Delta T	-	



Chetu Development

Project: 10 Jan 2023

System/Unit: AHU/RTU



Asset: AHU1-AHU13

AREA:

Unit Data		
	Design	Actual
MFG	na	na
Serial Num	-	
Model Num	na	na
Inventory Tag ID	-	
Design Type	-	

Motor Data		
	Design	Actual
Motor MFG	-	
Frame	-	
Horsepower	-	
Motor Rpm	-	
Phase	-	
Rated Voltage	-	
Rated Amperage	-	
Frequency	-	
Service Factor	-	
Efficiency	-	
Power Factor	-	

Test Data		
	Design	Actual
SF CFM (Initial)	-	
SF CFM	-	
SF RPM (Initial)	-	
SF RPM	-	
RA CFM	-	
OA CFM	-	
Exhaust CFM	-	
Relief CFM	-	
RL Voltage	-	
RL Amperage	-	
SF Rotation	-	
VFD Max SetPt	-	
VFD Min SetPt	-	
SF Motor Freq(HZ)	-	
SF Flow Station (Kv)	-	
OA Flow Station (Kv)	-	
SF System SetPt	-	
RA Flow Station (Kv)	-	
Relief Flow Station (Kv)	-	
RA Damper Position	-	
RA Damper Type	-	
MA Damper Position	-	
MA Damper Type	-	
OA Damper Position	-	
OA Damper Type	-	
Min OA Damper Position	-	
Min OA Damper Type	-	
Econo Damper Position	-	
Econo Damper Type	-	
Relief Damper Position	-	
Relief Damper Type	-	
OA Enthalpy Setpt	-	
Brake Horse Power	-	

Performance Data		
	Design	Actual
Return Duct SP	-	
MA Plenum SP	-	
Fan Suction SP	-	
Fan Discharge SP	-	
Supply Duct SP	-	
Total ESP	-	
Fan Total SP	-	
Pre-Filter P.D.	-	
Final Filters P.D.	-	
Cooling Coil P.D.	-	
CHW Coil P.D.	-	
PreHeat Coil P.D.	-	
HW Coil P.D.	-	
Steam Coil P.D.	-	
Heat Wheel (Exh) P.D.	-	
Heat Wheel (Sup) P.D.	-	
OA Temp (db/wb)	-	
RA Temp (db/wb)	-	
MA Temp (db/wb)	-	
SA Temp (db/wb)	-	
HW Coil Delta T	-	
CW Coil Delta T	-	
Coil Delta T	-	
Heat Wheel(Exh) Delta T	-	
Heat Wheel(Sup) Delta T	-	



Chetu Development

Project: 10 Jan 2023

System/Unit: AHU/RTU



Asset: AHU1-AHU14

AREA:

Unit Data		
	Design	Actual
MFG	na	na
Serial Num	-	
Model Num	na	na
Inventory Tag ID	-	
Design Type	-	

Motor Data		
	Design	Actual
Motor MFG	-	
Frame	-	
Horsepower	-	
Motor Rpm	-	
Phase	-	
Rated Voltage	-	
Rated Amperage	-	
Frequency	-	
Service Factor	-	
Efficiency	-	
Power Factor	-	

Test Data		
	Design	Actual
SF CFM (Initial)	-	
SF CFM	-	
SF RPM (Initial)	-	
SF RPM	-	
RA CFM	-	
OA CFM	-	
Exhaust CFM	-	
Relief CFM	-	
RL Voltage	-	
RL Amperage	-	
SF Rotation	-	
VFD Max SetPt	-	
VFD Min SetPt	-	
SF Motor Freq(HZ)	-	
SF Flow Station (Kv)	-	
OA Flow Station (Kv)	-	
SF System SetPt	-	
RA Flow Station (Kv)	-	
Relief Flow Station (Kv)	-	
RA Damper Position	-	
RA Damper Type	-	
MA Damper Position	-	
MA Damper Type	-	
OA Damper Position	-	
OA Damper Type	-	
Min OA Damper Position	-	
Min OA Damper Type	-	
Econo Damper Position	-	
Econo Damper Type	-	
Relief Damper Position	-	
Relief Damper Type	-	
OA Enthalpy Setpt	-	
Brake Horse Power	-	

Performance Data		
	Design	Actual
Return Duct SP	-	
MA Plenum SP	-	
Fan Suction SP	-	
Fan Discharge SP	-	
Supply Duct SP	-	
Total ESP	-	
Fan Total SP	-	
Pre-Filter P.D.	-	
Final Filters P.D.	-	
Cooling Coil P.D.	-	
CHW Coil P.D.	-	
PreHeat Coil P.D.	-	
HW Coil P.D.	-	
Steam Coil P.D.	-	
Heat Wheel (Exh) P.D.	-	
Heat Wheel (Sup) P.D.	-	
OA Temp (db/wb)	-	
RA Temp (db/wb)	-	
MA Temp (db/wb)	-	
SA Temp (db/wb)	-	
HW Coil Delta T	-	
CW Coil Delta T	-	
Coil Delta T	-	
Heat Wheel(Exh) Delta T	-	
Heat Wheel(Sup) Delta T	-	



Chetu Development

Project: 10 Jan 2023

System/Unit: AHU/RTU



Asset: AHU1-AHU15

AREA:

Unit Data		
	Design	Actual
MFG	na	na
Serial Num	-	
Model Num	na	na
Inventory Tag ID	-	
Design Type	-	

Motor Data		
	Design	Actual
Motor MFG	-	
Frame	-	
Horsepower	-	
Motor Rpm	-	
Phase	-	
Rated Voltage	-	
Rated Amperage	-	
Frequency	-	
Service Factor	-	
Efficiency	-	
Power Factor	-	

Test Data		
	Design	Actual
SF CFM (Initial)	-	
SF CFM	-	
SF RPM (Initial)	-	
SF RPM	-	
RA CFM	-	
OA CFM	-	
Exhaust CFM	-	
Relief CFM	-	
RL Voltage	-	
RL Amperage	-	
SF Rotation	-	
VFD Max SetPt	-	
VFD Min SetPt	-	
SF Motor Freq(HZ)	-	
SF Flow Station (Kv)	-	
OA Flow Station (Kv)	-	
SF System SetPt	-	
RA Flow Station (Kv)	-	
Relief Flow Station (Kv)	-	
RA Damper Position	-	
RA Damper Type	-	
MA Damper Position	-	
MA Damper Type	-	
OA Damper Position	-	
OA Damper Type	-	
Min OA Damper Position	-	
Min OA Damper Type	-	
Econo Damper Position	-	
Econo Damper Type	-	
Relief Damper Position	-	
Relief Damper Type	-	
OA Enthalpy Setpt	-	
Brake Horse Power	-	

Performance Data		
	Design	Actual
Return Duct SP	-	
MA Plenum SP	-	
Fan Suction SP	-	
Fan Discharge SP	-	
Supply Duct SP	-	
Total ESP	-	
Fan Total SP	-	
Pre-Filter P.D.	-	
Final Filters P.D.	-	
Cooling Coil P.D.	-	
CHW Coil P.D.	-	
PreHeat Coil P.D.	-	
HW Coil P.D.	-	
Steam Coil P.D.	-	
Heat Wheel (Exh) P.D.	-	
Heat Wheel (Sup) P.D.	-	
OA Temp (db/wb)	-	
RA Temp (db/wb)	-	
MA Temp (db/wb)	-	
SA Temp (db/wb)	-	
HW Coil Delta T	-	
CW Coil Delta T	-	
Coil Delta T	-	
Heat Wheel(Exh) Delta T	-	
Heat Wheel(Sup) Delta T	-	



Chetu Development

Project: 10 Jan 2023

System/Unit: AHU/RTU



Asset: AHU1-AHU15

AREA:

Unit Data		
	Design	Actual
MFG	na	na
Serial Num	-	
Model Num	na	na
Inventory Tag ID	-	
Design Type	-	

Motor Data		
	Design	Actual
Motor MFG	-	
Frame	-	
Horsepower	-	
Motor Rpm	-	
Phase	-	
Rated Voltage	-	
Rated Amperage	-	
Frequency	-	
Service Factor	-	
Efficiency	-	
Power Factor	-	

Test Data		
	Design	Actual
SF CFM (Initial)	-	
SF CFM	-	
SF RPM (Initial)	-	
SF RPM	-	
RA CFM	-	
OA CFM	-	
Exhaust CFM	-	
Relief CFM	-	
RL Voltage	-	
RL Amperage	-	
SF Rotation	-	
VFD Max SetPt	-	
VFD Min SetPt	-	
SF Motor Freq(HZ)	-	
SF Flow Station (Kv)	-	
OA Flow Station (Kv)	-	
SF System SetPt	-	
RA Flow Station (Kv)	-	
Relief Flow Station (Kv)	-	
RA Damper Position	-	
RA Damper Type	-	
MA Damper Position	-	
MA Damper Type	-	
OA Damper Position	-	
OA Damper Type	-	
Min OA Damper Position	-	
Min OA Damper Type	-	
Econo Damper Position	-	
Econo Damper Type	-	
Relief Damper Position	-	
Relief Damper Type	-	
OA Enthalpy Setpt	-	
Brake Horse Power	-	

Performance Data		
	Design	Actual
Return Duct SP	-	
MA Plenum SP	-	
Fan Suction SP	-	
Fan Discharge SP	-	
Supply Duct SP	-	
Total ESP	-	
Fan Total SP	-	
Pre-Filter P.D.	-	
Final Filters P.D.	-	
Cooling Coil P.D.	-	
CHW Coil P.D.	-	
PreHeat Coil P.D.	-	
HW Coil P.D.	-	
Steam Coil P.D.	-	
Heat Wheel (Exh) P.D.	-	
Heat Wheel (Sup) P.D.	-	
OA Temp (db/wb)	-	
RA Temp (db/wb)	-	
MA Temp (db/wb)	-	
SA Temp (db/wb)	-	
HW Coil Delta T	-	
CW Coil Delta T	-	
Coil Delta T	-	
Heat Wheel(Exh) Delta T	-	
Heat Wheel(Sup) Delta T	-	



Chetu Development

Project: 10 Jan 2023

System/Unit: AHU/RTU



Asset: AHU1-AHU17

AREA:

Unit Data		
	Design	Actual
MFG	na	na
Serial Num	-	
Model Num	na	na
Inventory Tag ID	-	
Design Type	-	

Motor Data		
	Design	Actual
Motor MFG	-	
Frame	-	
Horsepower	-	
Motor Rpm	-	
Phase	-	
Rated Voltage	-	
Rated Amperage	-	
Frequency	-	
Service Factor	-	
Efficiency	-	
Power Factor	-	

Test Data		
	Design	Actual
SF CFM (Initial)	-	
SF CFM	-	
SF RPM (Initial)	-	
SF RPM	-	
RA CFM	-	
OA CFM	-	
Exhaust CFM	-	
Relief CFM	-	
RL Voltage	-	
RL Amperage	-	
SF Rotation	-	
VFD Max SetPt	-	
VFD Min SetPt	-	
SF Motor Freq(HZ)	-	
SF Flow Station (Kv)	-	
OA Flow Station (Kv)	-	
SF System SetPt	-	
RA Flow Station (Kv)	-	
Relief Flow Station (Kv)	-	
RA Damper Position	-	
RA Damper Type	-	
MA Damper Position	-	
MA Damper Type	-	
OA Damper Position	-	
OA Damper Type	-	
Min OA Damper Position	-	
Min OA Damper Type	-	
Econo Damper Position	-	
Econo Damper Type	-	
Relief Damper Position	-	
Relief Damper Type	-	
OA Enthalpy Setpt	-	
Brake Horse Power	-	

Performance Data		
	Design	Actual
Return Duct SP	-	
MA Plenum SP	-	
Fan Suction SP	-	
Fan Discharge SP	-	
Supply Duct SP	-	
Total ESP	-	
Fan Total SP	-	
Pre-Filter P.D.	-	
Final Filters P.D.	-	
Cooling Coil P.D.	-	
CHW Coil P.D.	-	
PreHeat Coil P.D.	-	
HW Coil P.D.	-	
Steam Coil P.D.	-	
Heat Wheel (Exh) P.D.	-	
Heat Wheel (Sup) P.D.	-	
OA Temp (db/wb)	-	
RA Temp (db/wb)	-	
MA Temp (db/wb)	-	
SA Temp (db/wb)	-	
HW Coil Delta T	-	
CW Coil Delta T	-	
Coil Delta T	-	
Heat Wheel(Exh) Delta T	-	
Heat Wheel(Sup) Delta T	-	



Chetu Development

Project: 10 Jan 2023

System/Unit: AHU/RTU



Asset: AHU1-AHU18

AREA:

Unit Data		
	Design	Actual
MFG	na	na
Serial Num	-	
Model Num	na	na
Inventory Tag ID	-	
Design Type	-	

Motor Data		
	Design	Actual
Motor MFG	-	
Frame	-	
Horsepower	-	
Motor Rpm	-	
Phase	-	
Rated Voltage	-	
Rated Amperage	-	
Frequency	-	
Service Factor	-	
Efficiency	-	
Power Factor	-	

Test Data		
	Design	Actual
SF CFM (Initial)	-	
SF CFM	-	
SF RPM (Initial)	-	
SF RPM	-	
RA CFM	-	
OA CFM	-	
Exhaust CFM	-	
Relief CFM	-	
RL Voltage	-	
RL Amperage	-	
SF Rotation	-	
VFD Max SetPt	-	
VFD Min SetPt	-	
SF Motor Freq(HZ)	-	
SF Flow Station (Kv)	-	
OA Flow Station (Kv)	-	
SF System SetPt	-	
RA Flow Station (Kv)	-	
Relief Flow Station (Kv)	-	
RA Damper Position	-	
RA Damper Type	-	
MA Damper Position	-	
MA Damper Type	-	
OA Damper Position	-	
OA Damper Type	-	
Min OA Damper Position	-	
Min OA Damper Type	-	
Econo Damper Position	-	
Econo Damper Type	-	
Relief Damper Position	-	
Relief Damper Type	-	
OA Enthalpy Setpt	-	
Brake Horse Power	-	

Performance Data		
	Design	Actual
Return Duct SP	-	
MA Plenum SP	-	
Fan Suction SP	-	
Fan Discharge SP	-	
Supply Duct SP	-	
Total ESP	-	
Fan Total SP	-	
Pre-Filter P.D.	-	
Final Filters P.D.	-	
Cooling Coil P.D.	-	
CHW Coil P.D.	-	
PreHeat Coil P.D	-	
HW Coil P.D.	-	
Steam Coil P.D.	-	
Heat Wheel (Exh) P.D.	-	
Heat Wheel (Sup) P.D.	-	
OA Temp (db/wb)	-	
RA Temp (db/wb)	-	
MA Temp (db/wb)	-	
SA Temp (db/wb)	-	
HW Coil Delta T	-	
CW Coil Delta T	-	
Coil Delta T	-	
Heat Wheel(Exh) Delta T	-	
Heat Wheel(Sup) Delta T	-	



Chetu Development

Project: 10 Jan 2023

System/Unit: AHU/RTU



Asset: AHU1-AHU19

AREA:

Unit Data		
	Design	Actual
MFG	na	na
Serial Num	-	
Model Num	na	na
Inventory Tag ID	-	
Design Type	-	

Motor Data		
	Design	Actual
Motor MFG	-	
Frame	-	
Horsepower	-	
Motor Rpm	-	
Phase	-	
Rated Voltage	-	
Rated Amperage	-	
Frequency	-	
Service Factor	-	
Efficiency	-	
Power Factor	-	

Test Data		
	Design	Actual
SF CFM (Initial)	-	
SF CFM	-	
SF RPM (Initial)	-	
SF RPM	-	
RA CFM	-	
OA CFM	-	
Exhaust CFM	-	
Relief CFM	-	
RL Voltage	-	
RL Amperage	-	
SF Rotation	-	
VFD Max SetPt	-	
VFD Min SetPt	-	
SF Motor Freq(HZ)	-	
SF Flow Station (Kv)	-	
OA Flow Station (Kv)	-	
SF System SetPt	-	
RA Flow Station (Kv)	-	
Relief Flow Station (Kv)	-	
RA Damper Position	-	
RA Damper Type	-	
MA Damper Position	-	
MA Damper Type	-	
OA Damper Position	-	
OA Damper Type	-	
Min OA Damper Position	-	
Min OA Damper Type	-	
Econo Damper Position	-	
Econo Damper Type	-	
Relief Damper Position	-	
Relief Damper Type	-	
OA Enthalpy Setpt	-	
Brake Horse Power	-	

Performance Data		
	Design	Actual
Return Duct SP	-	
MA Plenum SP	-	
Fan Suction SP	-	
Fan Discharge SP	-	
Supply Duct SP	-	
Total ESP	-	
Fan Total SP	-	
Pre-Filter P.D.	-	
Final Filters P.D.	-	
Cooling Coil P.D.	-	
CHW Coil P.D.	-	
PreHeat Coil P.D	-	
HW Coil P.D.	-	
Steam Coil P.D.	-	
Heat Wheel (Exh) P.D.	-	
Heat Wheel (Sup) P.D.	-	
OA Temp (db/wb)	-	
RA Temp (db/wb)	-	
MA Temp (db/wb)	-	
SA Temp (db/wb)	-	
HW Coil Delta T	-	
CW Coil Delta T	-	
Coil Delta T	-	
Heat Wheel(Exh) Delta T	-	
Heat Wheel(Sup) Delta T	-	



Chetu Development

Project: 10 Jan 2023

System/Unit: AHU/RTU



Asset: AHU1-AHU20

AREA:

Unit Data		
	Design	Actual
MFG	na	na
Serial Num	-	
Model Num	na	na
Inventory Tag ID	-	
Design Type	-	

Motor Data		
	Design	Actual
Motor MFG	-	
Frame	-	
Horsepower	-	
Motor Rpm	-	
Phase	-	
Rated Voltage	-	
Rated Amperage	-	
Frequency	-	
Service Factor	-	
Efficiency	-	
Power Factor	-	

Test Data		
	Design	Actual
SF CFM (Initial)	-	
SF CFM	-	
SF RPM (Initial)	-	
SF RPM	-	
RA CFM	-	
OA CFM	-	
Exhaust CFM	-	
Relief CFM	-	
RL Voltage	-	
RL Amperage	-	
SF Rotation	-	
VFD Max SetPt	-	
VFD Min SetPt	-	
SF Motor Freq(HZ)	-	
SF Flow Station (Kv)	-	
OA Flow Station (Kv)	-	
SF System SetPt	-	
RA Flow Station (Kv)	-	
Relief Flow Station (Kv)	-	
RA Damper Position	-	
RA Damper Type	-	
MA Damper Position	-	
MA Damper Type	-	
OA Damper Position	-	
OA Damper Type	-	
Min OA Damper Position	-	
Min OA Damper Type	-	
Econo Damper Position	-	
Econo Damper Type	-	
Relief Damper Position	-	
Relief Damper Type	-	
OA Enthalpy Setpt	-	
Brake Horse Power	-	

Performance Data		
	Design	Actual
Return Duct SP	-	
MA Plenum SP	-	
Fan Suction SP	-	
Fan Discharge SP	-	
Supply Duct SP	-	
Total ESP	-	
Fan Total SP	-	
Pre-Filter P.D.	-	
Final Filters P.D.	-	
Cooling Coil P.D.	-	
CHW Coil P.D.	-	
PreHeat Coil P.D	-	
HW Coil P.D.	-	
Steam Coil P.D.	-	
Heat Wheel (Exh) P.D.	-	
Heat Wheel (Sup) P.D.	-	
OA Temp (db/wb)	-	
RA Temp (db/wb)	-	
MA Temp (db/wb)	-	
SA Temp (db/wb)	-	
HW Coil Delta T	-	
CW Coil Delta T	-	
Coil Delta T	-	
Heat Wheel(Exh) Delta T	-	
Heat Wheel(Sup) Delta T	-	



Chetu Development

Project: 10 Jan 2023

System/Unit: AHU/RTU



Asset: AHU1-AHU21

AREA:

Unit Data		
	Design	Actual
MFG	na	na
Serial Num	-	
Model Num	na	na
Inventory Tag ID	-	
Design Type	-	

Motor Data		
	Design	Actual
Motor MFG	-	
Frame	-	
Horsepower	-	
Motor Rpm	-	
Phase	-	
Rated Voltage	-	
Rated Amperage	-	
Frequency	-	
Service Factor	-	
Efficiency	-	
Power Factor	-	

Test Data		
	Design	Actual
SF CFM (Initial)	-	
SF CFM	-	
SF RPM (Initial)	-	
SF RPM	-	
RA CFM	-	
OA CFM	-	
Exhaust CFM	-	
Relief CFM	-	
RL Voltage	-	
RL Amperage	-	
SF Rotation	-	
VFD Max SetPt	-	
VFD Min SetPt	-	
SF Motor Freq(HZ)	-	
SF Flow Station (Kv)	-	
OA Flow Station (Kv)	-	
SF System SetPt	-	
RA Flow Station (Kv)	-	
Relief Flow Station (Kv)	-	
RA Damper Position	-	
RA Damper Type	-	
MA Damper Position	-	
MA Damper Type	-	
OA Damper Position	-	
OA Damper Type	-	
Min OA Damper Position	-	
Min OA Damper Type	-	
Econo Damper Position	-	
Econo Damper Type	-	
Relief Damper Position	-	
Relief Damper Type	-	
OA Enthalpy Setpt	-	
Brake Horse Power	-	

Performance Data		
	Design	Actual
Return Duct SP	-	
MA Plenum SP	-	
Fan Suction SP	-	
Fan Discharge SP	-	
Supply Duct SP	-	
Total ESP	-	
Fan Total SP	-	
Pre-Filter P.D.	-	
Final Filters P.D.	-	
Cooling Coil P.D.	-	
CHW Coil P.D.	-	
PreHeat Coil P.D.	-	
HW Coil P.D.	-	
Steam Coil P.D.	-	
Heat Wheel (Exh) P.D.	-	
Heat Wheel (Sup) P.D.	-	
OA Temp (db/wb)	-	
RA Temp (db/wb)	-	
MA Temp (db/wb)	-	
SA Temp (db/wb)	-	
HW Coil Delta T	-	
CW Coil Delta T	-	
Coil Delta T	-	
Heat Wheel(Exh) Delta T	-	
Heat Wheel(Sup) Delta T	-	



Chetu Development

Project: 10 Jan 2023

System/Unit: AHU/RTU



Asset: AHU1-AHU22

AREA:

Unit Data		
	Design	Actual
MFG	na	na
Serial Num	-	
Model Num	na	na
Inventory Tag ID	-	
Design Type	-	

Motor Data		
	Design	Actual
Motor MFG	-	
Frame	-	
Horsepower	-	
Motor Rpm	-	
Phase	-	
Rated Voltage	-	
Rated Amperage	-	
Frequency	-	
Service Factor	-	
Efficiency	-	
Power Factor	-	

Test Data		
	Design	Actual
SF CFM (Initial)	-	
SF CFM	-	
SF RPM (Initial)	-	
SF RPM	-	
RA CFM	-	
OA CFM	-	
Exhaust CFM	-	
Relief CFM	-	
RL Voltage	-	
RL Amperage	-	
SF Rotation	-	
VFD Max SetPt	-	
VFD Min SetPt	-	
SF Motor Freq(HZ)	-	
SF Flow Station (Kv)	-	
OA Flow Station (Kv)	-	
SF System SetPt	-	
RA Flow Station (Kv)	-	
Relief Flow Station (Kv)	-	
RA Damper Position	-	
RA Damper Type	-	
MA Damper Position	-	
MA Damper Type	-	
OA Damper Position	-	
OA Damper Type	-	
Min OA Damper Position	-	
Min OA Damper Type	-	
Econo Damper Position	-	
Econo Damper Type	-	
Relief Damper Position	-	
Relief Damper Type	-	
OA Enthalpy Setpt	-	
Brake Horse Power	-	

Performance Data		
	Design	Actual
Return Duct SP	-	
MA Plenum SP	-	
Fan Suction SP	-	
Fan Discharge SP	-	
Supply Duct SP	-	
Total ESP	-	
Fan Total SP	-	
Pre-Filter P.D.	-	
Final Filters P.D.	-	
Cooling Coil P.D.	-	
CHW Coil P.D.	-	
PreHeat Coil P.D	-	
HW Coil P.D.	-	
Steam Coil P.D.	-	
Heat Wheel (Exh) P.D.	-	
Heat Wheel (Sup) P.D.	-	
OA Temp (db/wb)	-	
RA Temp (db/wb)	-	
MA Temp (db/wb)	-	
SA Temp (db/wb)	-	
HW Coil Delta T	-	
CW Coil Delta T	-	
Coil Delta T	-	
Heat Wheel(Exh) Delta T	-	
Heat Wheel(Sup) Delta T	-	



Chetu Development

Project: 10 Jan 2023

System/Unit: AHU/RTU



Asset: AHU1-AHU23

AREA:

Unit Data		
	Design	Actual
MFG	na	na
Serial Num	-	
Model Num	na	na
Inventory Tag ID	-	
Design Type	-	

Motor Data		
	Design	Actual
Motor MFG	-	
Frame	-	
Horsepower	-	
Motor Rpm	-	
Phase	-	
Rated Voltage	-	
Rated Amperage	-	
Frequency	-	
Service Factor	-	
Efficiency	-	
Power Factor	-	

Test Data		
	Design	Actual
SF CFM (Initial)	-	
SF CFM	-	
SF RPM (Initial)	-	
SF RPM	-	
RA CFM	-	
OA CFM	-	
Exhaust CFM	-	
Relief CFM	-	
RL Voltage	-	
RL Amperage	-	
SF Rotation	-	
VFD Max SetPt	-	
VFD Min SetPt	-	
SF Motor Freq(HZ)	-	
SF Flow Station (Kv)	-	
OA Flow Station (Kv)	-	
SF System SetPt	-	
RA Flow Station (Kv)	-	
Relief Flow Station (Kv)	-	
RA Damper Position	-	
RA Damper Type	-	
MA Damper Position	-	
MA Damper Type	-	
OA Damper Position	-	
OA Damper Type	-	
Min OA Damper Position	-	
Min OA Damper Type	-	
Econo Damper Position	-	
Econo Damper Type	-	
Relief Damper Position	-	
Relief Damper Type	-	
OA Enthalpy Setpt	-	
Brake Horse Power	-	

Performance Data		
	Design	Actual
Return Duct SP	-	
MA Plenum SP	-	
Fan Suction SP	-	
Fan Discharge SP	-	
Supply Duct SP	-	
Total ESP	-	
Fan Total SP	-	
Pre-Filter P.D.	-	
Final Filters P.D.	-	
Cooling Coil P.D.	-	
CHW Coil P.D.	-	
PreHeat Coil P.D	-	
HW Coil P.D.	-	
Steam Coil P.D.	-	
Heat Wheel (Exh) P.D.	-	
Heat Wheel (Sup) P.D.	-	
OA Temp (db/wb)	-	
RA Temp (db/wb)	-	
MA Temp (db/wb)	-	
SA Temp (db/wb)	-	
HW Coil Delta T	-	
CW Coil Delta T	-	
Coil Delta T	-	
Heat Wheel(Exh) Delta T	-	
Heat Wheel(Sup) Delta T	-	



Chetu Development

Project: 10 Jan 2023

System/Unit: AHU/RTU



Asset: AHU1-AHU24

AREA:

Unit Data		
	Design	Actual
MFG	na	na
Serial Num	-	
Model Num	na	na
Inventory Tag ID	-	
Design Type	-	

Motor Data		
	Design	Actual
Motor MFG	-	
Frame	-	
Horsepower	-	
Motor Rpm	-	
Phase	-	
Rated Voltage	-	
Rated Amperage	-	
Frequency	-	
Service Factor	-	
Efficiency	-	
Power Factor	-	

Test Data		
	Design	Actual
SF CFM (Initial)	-	
SF CFM	-	
SF RPM (Initial)	-	
SF RPM	-	
RA CFM	-	
OA CFM	-	
Exhaust CFM	-	
Relief CFM	-	
RL Voltage	-	
RL Amperage	-	
SF Rotation	-	
VFD Max SetPt	-	
VFD Min SetPt	-	
SF Motor Freq(HZ)	-	
SF Flow Station (Kv)	-	
OA Flow Station (Kv)	-	
SF System SetPt	-	
RA Flow Station (Kv)	-	
Relief Flow Station (Kv)	-	
RA Damper Position	-	
RA Damper Type	-	
MA Damper Position	-	
MA Damper Type	-	
OA Damper Position	-	
OA Damper Type	-	
Min OA Damper Position	-	
Min OA Damper Type	-	
Econo Damper Position	-	
Econo Damper Type	-	
Relief Damper Position	-	
Relief Damper Type	-	
OA Enthalpy Setpt	-	
Brake Horse Power	-	

Performance Data		
	Design	Actual
Return Duct SP	-	
MA Plenum SP	-	
Fan Suction SP	-	
Fan Discharge SP	-	
Supply Duct SP	-	
Total ESP	-	
Fan Total SP	-	
Pre-Filter P.D.	-	
Final Filters P.D.	-	
Cooling Coil P.D.	-	
CHW Coil P.D.	-	
PreHeat Coil P.D	-	
HW Coil P.D.	-	
Steam Coil P.D.	-	
Heat Wheel (Exh) P.D.	-	
Heat Wheel (Sup) P.D.	-	
OA Temp (db/wb)	-	
RA Temp (db/wb)	-	
MA Temp (db/wb)	-	
SA Temp (db/wb)	-	
HW Coil Delta T	-	
CW Coil Delta T	-	
Coil Delta T	-	
Heat Wheel(Exh) Delta T	-	
Heat Wheel(Sup) Delta T	-	



Chetu Development

Project: 10 Jan 2023

System/Unit: AHU/RTU



Asset: AHU1-AHU25

AREA:

Unit Data		
	Design	Actual
MFG	na	na
Serial Num	-	
Model Num	na	na
Inventory Tag ID	-	
Design Type	-	

Motor Data		
	Design	Actual
Motor MFG	-	
Frame	-	
Horsepower	-	
Motor Rpm	-	
Phase	-	
Rated Voltage	-	
Rated Amperage	-	
Frequency	-	
Service Factor	-	
Efficiency	-	
Power Factor	-	

Test Data		
	Design	Actual
SF CFM (Initial)	-	
SF CFM	-	
SF RPM (Initial)	-	
SF RPM	-	
RA CFM	-	
OA CFM	-	
Exhaust CFM	-	
Relief CFM	-	
RL Voltage	-	
RL Amperage	-	
SF Rotation	-	
VFD Max SetPt	-	
VFD Min SetPt	-	
SF Motor Freq(HZ)	-	
SF Flow Station (Kv)	-	
OA Flow Station (Kv)	-	
SF System SetPt	-	
RA Flow Station (Kv)	-	
Relief Flow Station (Kv)	-	
RA Damper Position	-	
RA Damper Type	-	
MA Damper Position	-	
MA Damper Type	-	
OA Damper Position	-	
OA Damper Type	-	
Min OA Damper Position	-	
Min OA Damper Type	-	
Econo Damper Position	-	
Econo Damper Type	-	
Relief Damper Position	-	
Relief Damper Type	-	
OA Enthalpy Setpt	-	
Brake Horse Power	-	

Performance Data		
	Design	Actual
Return Duct SP	-	
MA Plenum SP	-	
Fan Suction SP	-	
Fan Discharge SP	-	
Supply Duct SP	-	
Total ESP	-	
Fan Total SP	-	
Pre-Filter P.D.	-	
Final Filters P.D.	-	
Cooling Coil P.D.	-	
CHW Coil P.D.	-	
PreHeat Coil P.D.	-	
HW Coil P.D.	-	
Steam Coil P.D.	-	
Heat Wheel (Exh) P.D.	-	
Heat Wheel (Sup) P.D.	-	
OA Temp (db/wb)	-	
RA Temp (db/wb)	-	
MA Temp (db/wb)	-	
SA Temp (db/wb)	-	
HW Coil Delta T	-	
CW Coil Delta T	-	
Coil Delta T	-	
Heat Wheel(Exh) Delta T	-	
Heat Wheel(Sup) Delta T	-	



Chetu Development

Project: 10 Jan 2023

System/Unit: AHU/RTU



Asset: AHU1-AHU26

AREA:

Unit Data		
	Design	Actual
MFG	na	na
Serial Num	-	
Model Num	na	na
Inventory Tag ID	-	
Design Type	-	

Motor Data		
	Design	Actual
Motor MFG	-	
Frame	-	
Horsepower	-	
Motor Rpm	-	
Phase	-	
Rated Voltage	-	
Rated Amperage	-	
Frequency	-	
Service Factor	-	
Efficiency	-	
Power Factor	-	

Test Data		
	Design	Actual
SF CFM (Initial)	-	
SF CFM	-	
SF RPM (Initial)	-	
SF RPM	-	
RA CFM	-	
OA CFM	-	
Exhaust CFM	-	
Relief CFM	-	
RL Voltage	-	
RL Amperage	-	
SF Rotation	-	
VFD Max SetPt	-	
VFD Min SetPt	-	
SF Motor Freq(HZ)	-	
SF Flow Station (Kv)	-	
OA Flow Station (Kv)	-	
SF System SetPt	-	
RA Flow Station (Kv)	-	
Relief Flow Station (Kv)	-	
RA Damper Position	-	
RA Damper Type	-	
MA Damper Position	-	
MA Damper Type	-	
OA Damper Position	-	
OA Damper Type	-	
Min OA Damper Position	-	
Min OA Damper Type	-	
Econo Damper Position	-	
Econo Damper Type	-	
Relief Damper Position	-	
Relief Damper Type	-	
OA Enthalpy Setpt	-	
Brake Horse Power	-	

Performance Data		
	Design	Actual
Return Duct SP	-	
MA Plenum SP	-	
Fan Suction SP	-	
Fan Discharge SP	-	
Supply Duct SP	-	
Total ESP	-	
Fan Total SP	-	
Pre-Filter P.D.	-	
Final Filters P.D.	-	
Cooling Coil P.D.	-	
CHW Coil P.D.	-	
PreHeat Coil P.D	-	
HW Coil P.D.	-	
Steam Coil P.D.	-	
Heat Wheel (Exh) P.D.	-	
Heat Wheel (Sup) P.D.	-	
OA Temp (db/wb)	-	
RA Temp (db/wb)	-	
MA Temp (db/wb)	-	
SA Temp (db/wb)	-	
HW Coil Delta T	-	
CW Coil Delta T	-	
Coil Delta T	-	
Heat Wheel(Exh) Delta T	-	
Heat Wheel(Sup) Delta T	-	



Chetu Development

Project: 10 Jan 2023

System/Unit: AHU/RTU



Asset: AHU1-AHU27

AREA:

Unit Data		
	Design	Actual
MFG	na	na
Serial Num	-	
Model Num	na	na
Inventory Tag ID	-	
Design Type	-	

Motor Data		
	Design	Actual
Motor MFG	-	
Frame	-	
Horsepower	-	
Motor Rpm	-	
Phase	-	
Rated Voltage	-	
Rated Amperage	-	
Frequency	-	
Service Factor	-	
Efficiency	-	
Power Factor	-	

Test Data		
	Design	Actual
SF CFM (Initial)	-	
SF CFM	-	
SF RPM (Initial)	-	
SF RPM	-	
RA CFM	-	
OA CFM	-	
Exhaust CFM	-	
Relief CFM	-	
RL Voltage	-	
RL Amperage	-	
SF Rotation	-	
VFD Max SetPt	-	
VFD Min SetPt	-	
SF Motor Freq(HZ)	-	
SF Flow Station (Kv)	-	
OA Flow Station (Kv)	-	
SF System SetPt	-	
RA Flow Station (Kv)	-	
Relief Flow Station (Kv)	-	
RA Damper Position	-	
RA Damper Type	-	
MA Damper Position	-	
MA Damper Type	-	
OA Damper Position	-	
OA Damper Type	-	
Min OA Damper Position	-	
Min OA Damper Type	-	
Econo Damper Position	-	
Econo Damper Type	-	
Relief Damper Position	-	
Relief Damper Type	-	
OA Enthalpy Setpt	-	
Brake Horse Power	-	

Performance Data		
	Design	Actual
Return Duct SP	-	
MA Plenum SP	-	
Fan Suction SP	-	
Fan Discharge SP	-	
Supply Duct SP	-	
Total ESP	-	
Fan Total SP	-	
Pre-Filter P.D.	-	
Final Filters P.D.	-	
Cooling Coil P.D.	-	
CHW Coil P.D.	-	
PreHeat Coil P.D.	-	
HW Coil P.D.	-	
Steam Coil P.D.	-	
Heat Wheel (Exh) P.D.	-	
Heat Wheel (Sup) P.D.	-	
OA Temp (db/wb)	-	
RA Temp (db/wb)	-	
MA Temp (db/wb)	-	
SA Temp (db/wb)	-	
HW Coil Delta T	-	
CW Coil Delta T	-	
Coil Delta T	-	
Heat Wheel(Exh) Delta T	-	
Heat Wheel(Sup) Delta T	-	



Chetu Development

Project: 10 Jan 2023

System/Unit: AHU/RTU



Asset: AHU1-AHU28

AREA:

Unit Data		
	Design	Actual
MFG	na	na
Serial Num	-	
Model Num	na	na
Inventory Tag ID	-	
Design Type	-	

Motor Data		
	Design	Actual
Motor MFG	-	
Frame	-	
Horsepower	-	
Motor Rpm	-	
Phase	-	
Rated Voltage	-	
Rated Amperage	-	
Frequency	-	
Service Factor	-	
Efficiency	-	
Power Factor	-	

Test Data		
	Design	Actual
SF CFM (Initial)	-	
SF CFM	-	
SF RPM (Initial)	-	
SF RPM	-	
RA CFM	-	
OA CFM	-	
Exhaust CFM	-	
Relief CFM	-	
RL Voltage	-	
RL Amperage	-	
SF Rotation	-	
VFD Max SetPt	-	
VFD Min SetPt	-	
SF Motor Freq(HZ)	-	
SF Flow Station (Kv)	-	
OA Flow Station (Kv)	-	
SF System SetPt	-	
RA Flow Station (Kv)	-	
Relief Flow Station (Kv)	-	
RA Damper Position	-	
RA Damper Type	-	
MA Damper Position	-	
MA Damper Type	-	
OA Damper Position	-	
OA Damper Type	-	
Min OA Damper Position	-	
Min OA Damper Type	-	
Econo Damper Position	-	
Econo Damper Type	-	
Relief Damper Position	-	
Relief Damper Type	-	
OA Enthalpy Setpt	-	
Brake Horse Power	-	

Performance Data		
	Design	Actual
Return Duct SP	-	
MA Plenum SP	-	
Fan Suction SP	-	
Fan Discharge SP	-	
Supply Duct SP	-	
Total ESP	-	
Fan Total SP	-	
Pre-Filter P.D.	-	
Final Filters P.D.	-	
Cooling Coil P.D.	-	
CHW Coil P.D.	-	
PreHeat Coil P.D.	-	
HW Coil P.D.	-	
Steam Coil P.D.	-	
Heat Wheel (Exh) P.D.	-	
Heat Wheel (Sup) P.D.	-	
OA Temp (db/wb)	-	
RA Temp (db/wb)	-	
MA Temp (db/wb)	-	
SA Temp (db/wb)	-	
HW Coil Delta T	-	
CW Coil Delta T	-	
Coil Delta T	-	
Heat Wheel(Exh) Delta T	-	
Heat Wheel(Sup) Delta T	-	



Chetu Development

Project: 10 Jan 2023

System/Unit: AHU/RTU



Asset: AHU1-AHU29

AREA:

Unit Data		
	Design	Actual
MFG	na	na
Serial Num	-	
Model Num	na	na
Inventory Tag ID	-	
Design Type	-	

Motor Data		
	Design	Actual
Motor MFG	-	
Frame	-	
Horsepower	-	
Motor Rpm	-	
Phase	-	
Rated Voltage	-	
Rated Amperage	-	
Frequency	-	
Service Factor	-	
Efficiency	-	
Power Factor	-	

Test Data		
	Design	Actual
SF CFM (Initial)	-	
SF CFM	-	
SF RPM (Initial)	-	
SF RPM	-	
RA CFM	-	
OA CFM	-	
Exhaust CFM	-	
Relief CFM	-	
RL Voltage	-	
RL Amperage	-	
SF Rotation	-	
VFD Max SetPt	-	
VFD Min SetPt	-	
SF Motor Freq(HZ)	-	
SF Flow Station (Kv)	-	
OA Flow Station (Kv)	-	
SF System SetPt	-	
RA Flow Station (Kv)	-	
Relief Flow Station (Kv)	-	
RA Damper Position	-	
RA Damper Type	-	
MA Damper Position	-	
MA Damper Type	-	
OA Damper Position	-	
OA Damper Type	-	
Min OA Damper Position	-	
Min OA Damper Type	-	
Econo Damper Position	-	
Econo Damper Type	-	
Relief Damper Position	-	
Relief Damper Type	-	
OA Enthalpy Setpt	-	
Brake Horse Power	-	

Performance Data		
	Design	Actual
Return Duct SP	-	
MA Plenum SP	-	
Fan Suction SP	-	
Fan Discharge SP	-	
Supply Duct SP	-	
Total ESP	-	
Fan Total SP	-	
Pre-Filter P.D.	-	
Final Filters P.D.	-	
Cooling Coil P.D.	-	
CHW Coil P.D.	-	
PreHeat Coil P.D.	-	
HW Coil P.D.	-	
Steam Coil P.D.	-	
Heat Wheel (Exh) P.D.	-	
Heat Wheel (Sup) P.D.	-	
OA Temp (db/wb)	-	
RA Temp (db/wb)	-	
MA Temp (db/wb)	-	
SA Temp (db/wb)	-	
HW Coil Delta T	-	
CW Coil Delta T	-	
Coil Delta T	-	
Heat Wheel(Exh) Delta T	-	
Heat Wheel(Sup) Delta T	-	



Chetu Development

Project: 10 Jan 2023

System/Unit: AHU/RTU



Asset: AHU1-AHU30

AREA:

Unit Data		
	Design	Actual
MFG	na	na
Serial Num	-	
Model Num	na	na
Inventory Tag ID	-	
Design Type	-	

Motor Data		
	Design	Actual
Motor MFG	-	
Frame	-	
Horsepower	-	
Motor Rpm	-	
Phase	-	
Rated Voltage	-	
Rated Amperage	-	
Frequency	-	
Service Factor	-	
Efficiency	-	
Power Factor	-	

Test Data		
	Design	Actual
SF CFM (Initial)	-	
SF CFM	-	
SF RPM (Initial)	-	
SF RPM	-	
RA CFM	-	
OA CFM	-	
Exhaust CFM	-	
Relief CFM	-	
RL Voltage	-	
RL Amperage	-	
SF Rotation	-	
VFD Max SetPt	-	
VFD Min SetPt	-	
SF Motor Freq(HZ)	-	
SF Flow Station (Kv)	-	
OA Flow Station (Kv)	-	
SF System SetPt	-	
RA Flow Station (Kv)	-	
Relief Flow Station (Kv)	-	
RA Damper Position	-	
RA Damper Type	-	
MA Damper Position	-	
MA Damper Type	-	
OA Damper Position	-	
OA Damper Type	-	
Min OA Damper Position	-	
Min OA Damper Type	-	
Econo Damper Position	-	
Econo Damper Type	-	
Relief Damper Position	-	
Relief Damper Type	-	
OA Enthalpy Setpt	-	
Brake Horse Power	-	

Performance Data		
	Design	Actual
Return Duct SP	-	
MA Plenum SP	-	
Fan Suction SP	-	
Fan Discharge SP	-	
Supply Duct SP	-	
Total ESP	-	
Fan Total SP	-	
Pre-Filter P.D.	-	
Final Filters P.D.	-	
Cooling Coil P.D.	-	
CHW Coil P.D.	-	
PreHeat Coil P.D.	-	
HW Coil P.D.	-	
Steam Coil P.D.	-	
Heat Wheel (Exh) P.D.	-	
Heat Wheel (Sup) P.D.	-	
OA Temp (db/wb)	-	
RA Temp (db/wb)	-	
MA Temp (db/wb)	-	
SA Temp (db/wb)	-	
HW Coil Delta T	-	
CW Coil Delta T	-	
Coil Delta T	-	
Heat Wheel(Exh) Delta T	-	
Heat Wheel(Sup) Delta T	-	



Chetu Development

Project: 10 Jan 2023

System/Unit: AHU/RTU



Asset: AHU1-AHU31

AREA:

Unit Data		
	Design	Actual
MFG	na	na
Serial Num	-	
Model Num	na	na
Inventory Tag ID	-	
Design Type	-	

Motor Data		
	Design	Actual
Motor MFG	-	
Frame	-	
Horsepower	-	
Motor Rpm	-	
Phase	-	
Rated Voltage	-	
Rated Amperage	-	
Frequency	-	
Service Factor	-	
Efficiency	-	
Power Factor	-	

Test Data		
	Design	Actual
SF CFM (Initial)	-	
SF CFM	-	
SF RPM (Initial)	-	
SF RPM	-	
RA CFM	-	
OA CFM	-	
Exhaust CFM	-	
Relief CFM	-	
RL Voltage	-	
RL Amperage	-	
SF Rotation	-	
VFD Max SetPt	-	
VFD Min SetPt	-	
SF Motor Freq(HZ)	-	
SF Flow Station (Kv)	-	
OA Flow Station (Kv)	-	
SF System SetPt	-	
RA Flow Station (Kv)	-	
Relief Flow Station (Kv)	-	
RA Damper Position	-	
RA Damper Type	-	
MA Damper Position	-	
MA Damper Type	-	
OA Damper Position	-	
OA Damper Type	-	
Min OA Damper Position	-	
Min OA Damper Type	-	
Econo Damper Position	-	
Econo Damper Type	-	
Relief Damper Position	-	
Relief Damper Type	-	
OA Enthalpy Setpt	-	
Brake Horse Power	-	

Performance Data		
	Design	Actual
Return Duct SP	-	
MA Plenum SP	-	
Fan Suction SP	-	
Fan Discharge SP	-	
Supply Duct SP	-	
Total ESP	-	
Fan Total SP	-	
Pre-Filter P.D.	-	
Final Filters P.D.	-	
Cooling Coil P.D.	-	
CHW Coil P.D.	-	
PreHeat Coil P.D	-	
HW Coil P.D.	-	
Steam Coil P.D.	-	
Heat Wheel (Exh) P.D.	-	
Heat Wheel (Sup) P.D.	-	
OA Temp (db/wb)	-	
RA Temp (db/wb)	-	
MA Temp (db/wb)	-	
SA Temp (db/wb)	-	
HW Coil Delta T	-	
CW Coil Delta T	-	
Coil Delta T	-	
Heat Wheel(Exh) Delta T	-	
Heat Wheel(Sup) Delta T	-	



Chetu Development

Project: 10 Jan 2023

System/Unit: AHU/RTU



Asset: AHU1-AHU32

AREA:

Unit Data		
	Design	Actual
MFG	na	na
Serial Num	-	
Model Num	na	na
Inventory Tag ID	-	
Design Type	-	

Motor Data		
	Design	Actual
Motor MFG	-	
Frame	-	
Horsepower	-	
Motor Rpm	-	
Phase	-	
Rated Voltage	-	
Rated Amperage	-	
Frequency	-	
Service Factor	-	
Efficiency	-	
Power Factor	-	

Test Data		
	Design	Actual
SF CFM (Initial)	-	
SF CFM	-	
SF RPM (Initial)	-	
SF RPM	-	
RA CFM	-	
OA CFM	-	
Exhaust CFM	-	
Relief CFM	-	
RL Voltage	-	
RL Amperage	-	
SF Rotation	-	
VFD Max SetPt	-	
VFD Min SetPt	-	
SF Motor Freq(HZ)	-	
SF Flow Station (Kv)	-	
OA Flow Station (Kv)	-	
SF System SetPt	-	
RA Flow Station (Kv)	-	
Relief Flow Station (Kv)	-	
RA Damper Position	-	
RA Damper Type	-	
MA Damper Position	-	
MA Damper Type	-	
OA Damper Position	-	
OA Damper Type	-	
Min OA Damper Position	-	
Min OA Damper Type	-	
Econo Damper Position	-	
Econo Damper Type	-	
Relief Damper Position	-	
Relief Damper Type	-	
OA Enthalpy Setpt	-	
Brake Horse Power	-	

Performance Data		
	Design	Actual
Return Duct SP	-	
MA Plenum SP	-	
Fan Suction SP	-	
Fan Discharge SP	-	
Supply Duct SP	-	
Total ESP	-	
Fan Total SP	-	
Pre-Filter P.D.	-	
Final Filters P.D.	-	
Cooling Coil P.D.	-	
CHW Coil P.D.	-	
PreHeat Coil P.D.	-	
HW Coil P.D.	-	
Steam Coil P.D.	-	
Heat Wheel (Exh) P.D.	-	
Heat Wheel (Sup) P.D.	-	
OA Temp (db/wb)	-	
RA Temp (db/wb)	-	
MA Temp (db/wb)	-	
SA Temp (db/wb)	-	
HW Coil Delta T	-	
CW Coil Delta T	-	
Coil Delta T	-	
Heat Wheel(Exh) Delta T	-	
Heat Wheel(Sup) Delta T	-	



Chetu Development

Project: 10 Jan 2023

System/Unit: AHU/RTU



Asset: AHU1-AHU33

AREA:

Unit Data		
	Design	Actual
MFG	na	na
Serial Num	-	
Model Num	na	na
Inventory Tag ID	-	
Design Type	-	

Motor Data		
	Design	Actual
Motor MFG	-	
Frame	-	
Horsepower	-	
Motor Rpm	-	
Phase	-	
Rated Voltage	-	
Rated Amperage	-	
Frequency	-	
Service Factor	-	
Efficiency	-	
Power Factor	-	

Test Data		
	Design	Actual
SF CFM (Initial)	-	
SF CFM	-	
SF RPM (Initial)	-	
SF RPM	-	
RA CFM	-	
OA CFM	-	
Exhaust CFM	-	
Relief CFM	-	
RL Voltage	-	
RL Amperage	-	
SF Rotation	-	
VFD Max SetPt	-	
VFD Min SetPt	-	
SF Motor Freq(HZ)	-	
SF Flow Station (Kv)	-	
OA Flow Station (Kv)	-	
SF System SetPt	-	
RA Flow Station (Kv)	-	
Relief Flow Station (Kv)	-	
RA Damper Position	-	
RA Damper Type	-	
MA Damper Position	-	
MA Damper Type	-	
OA Damper Position	-	
OA Damper Type	-	
Min OA Damper Position	-	
Min OA Damper Type	-	
Econo Damper Position	-	
Econo Damper Type	-	
Relief Damper Position	-	
Relief Damper Type	-	
OA Enthalpy Setpt	-	
Brake Horse Power	-	

Performance Data		
	Design	Actual
Return Duct SP	-	
MA Plenum SP	-	
Fan Suction SP	-	
Fan Discharge SP	-	
Supply Duct SP	-	
Total ESP	-	
Fan Total SP	-	
Pre-Filter P.D.	-	
Final Filters P.D.	-	
Cooling Coil P.D.	-	
CHW Coil P.D.	-	
PreHeat Coil P.D	-	
HW Coil P.D.	-	
Steam Coil P.D.	-	
Heat Wheel (Exh) P.D.	-	
Heat Wheel (Sup) P.D.	-	
OA Temp (db/wb)	-	
RA Temp (db/wb)	-	
MA Temp (db/wb)	-	
SA Temp (db/wb)	-	
HW Coil Delta T	-	
CW Coil Delta T	-	
Coil Delta T	-	
Heat Wheel(Exh) Delta T	-	
Heat Wheel(Sup) Delta T	-	



Chetu Development

Project: 10 Jan 2023

System/Unit: AHU/RTU



Asset: AHU1-AHU34

AREA:

Unit Data		
	Design	Actual
MFG	na	na
Serial Num	-	
Model Num	na	na
Inventory Tag ID	-	
Design Type	-	

Motor Data		
	Design	Actual
Motor MFG	-	
Frame	-	
Horsepower	-	
Motor Rpm	-	
Phase	-	
Rated Voltage	-	
Rated Amperage	-	
Frequency	-	
Service Factor	-	
Efficiency	-	
Power Factor	-	

Test Data		
	Design	Actual
SF CFM (Initial)	-	
SF CFM	-	
SF RPM (Initial)	-	
SF RPM	-	
RA CFM	-	
OA CFM	-	
Exhaust CFM	-	
Relief CFM	-	
RL Voltage	-	
RL Amperage	-	
SF Rotation	-	
VFD Max SetPt	-	
VFD Min SetPt	-	
SF Motor Freq(HZ)	-	
SF Flow Station (Kv)	-	
OA Flow Station (Kv)	-	
SF System SetPt	-	
RA Flow Station (Kv)	-	
Relief Flow Station (Kv)	-	
RA Damper Position	-	
RA Damper Type	-	
MA Damper Position	-	
MA Damper Type	-	
OA Damper Position	-	
OA Damper Type	-	
Min OA Damper Position	-	
Min OA Damper Type	-	
Econo Damper Position	-	
Econo Damper Type	-	
Relief Damper Position	-	
Relief Damper Type	-	
OA Enthalpy Setpt	-	
Brake Horse Power	-	

Performance Data		
	Design	Actual
Return Duct SP	-	
MA Plenum SP	-	
Fan Suction SP	-	
Fan Discharge SP	-	
Supply Duct SP	-	
Total ESP	-	
Fan Total SP	-	
Pre-Filter P.D.	-	
Final Filters P.D.	-	
Cooling Coil P.D.	-	
CHW Coil P.D.	-	
PreHeat Coil P.D	-	
HW Coil P.D.	-	
Steam Coil P.D.	-	
Heat Wheel (Exh) P.D.	-	
Heat Wheel (Sup) P.D.	-	
OA Temp (db/wb)	-	
RA Temp (db/wb)	-	
MA Temp (db/wb)	-	
SA Temp (db/wb)	-	
HW Coil Delta T	-	
CW Coil Delta T	-	
Coil Delta T	-	
Heat Wheel(Exh) Delta T	-	
Heat Wheel(Sup) Delta T	-	



Chetu Development

Project: 10 Jan 2023

System/Unit: AHU/RTU



Asset: AHU1-AHU35

AREA:

Unit Data		
	Design	Actual
MFG	na	na
Serial Num	-	
Model Num	na	na
Inventory Tag ID	-	
Design Type	-	

Motor Data		
	Design	Actual
Motor MFG	-	
Frame	-	
Horsepower	-	
Motor Rpm	-	
Phase	-	
Rated Voltage	-	
Rated Amperage	-	
Frequency	-	
Service Factor	-	
Efficiency	-	
Power Factor	-	

Test Data		
	Design	Actual
SF CFM (Initial)	-	
SF CFM	-	
SF RPM (Initial)	-	
SF RPM	-	
RA CFM	-	
OA CFM	-	
Exhaust CFM	-	
Relief CFM	-	
RL Voltage	-	
RL Amperage	-	
SF Rotation	-	
VFD Max SetPt	-	
VFD Min SetPt	-	
SF Motor Freq(HZ)	-	
SF Flow Station (Kv)	-	
OA Flow Station (Kv)	-	
SF System SetPt	-	
RA Flow Station (Kv)	-	
Relief Flow Station (Kv)	-	
RA Damper Position	-	
RA Damper Type	-	
MA Damper Position	-	
MA Damper Type	-	
OA Damper Position	-	
OA Damper Type	-	
Min OA Damper Position	-	
Min OA Damper Type	-	
Econo Damper Position	-	
Econo Damper Type	-	
Relief Damper Position	-	
Relief Damper Type	-	
OA Enthalpy Setpt	-	
Brake Horse Power	-	

Performance Data		
	Design	Actual
Return Duct SP	-	
MA Plenum SP	-	
Fan Suction SP	-	
Fan Discharge SP	-	
Supply Duct SP	-	
Total ESP	-	
Fan Total SP	-	
Pre-Filter P.D.	-	
Final Filters P.D.	-	
Cooling Coil P.D.	-	
CHW Coil P.D.	-	
PreHeat Coil P.D	-	
HW Coil P.D.	-	
Steam Coil P.D.	-	
Heat Wheel (Exh) P.D.	-	
Heat Wheel (Sup) P.D.	-	
OA Temp (db/wb)	-	
RA Temp (db/wb)	-	
MA Temp (db/wb)	-	
SA Temp (db/wb)	-	
HW Coil Delta T	-	
CW Coil Delta T	-	
Coil Delta T	-	
Heat Wheel(Exh) Delta T	-	
Heat Wheel(Sup) Delta T	-	



Chetu Development

Project: 10 Jan 2023

System/Unit: AHU/RTU



Asset: AHU1-AHU36

AREA:

Unit Data		
	Design	Actual
MFG	na	na
Serial Num	-	
Model Num	na	na
Inventory Tag ID	-	
Design Type	-	

Motor Data		
	Design	Actual
Motor MFG	-	
Frame	-	
Horsepower	-	
Motor Rpm	-	
Phase	-	
Rated Voltage	-	
Rated Amperage	-	
Frequency	-	
Service Factor	-	
Efficiency	-	
Power Factor	-	

Test Data		
	Design	Actual
SF CFM (Initial)	-	
SF CFM	-	
SF RPM (Initial)	-	
SF RPM	-	
RA CFM	-	
OA CFM	-	
Exhaust CFM	-	
Relief CFM	-	
RL Voltage	-	
RL Amperage	-	
SF Rotation	-	
VFD Max SetPt	-	
VFD Min SetPt	-	
SF Motor Freq(HZ)	-	
SF Flow Station (Kv)	-	
OA Flow Station (Kv)	-	
SF System SetPt	-	
RA Flow Station (Kv)	-	
Relief Flow Station (Kv)	-	
RA Damper Position	-	
RA Damper Type	-	
MA Damper Position	-	
MA Damper Type	-	
OA Damper Position	-	
OA Damper Type	-	
Min OA Damper Position	-	
Min OA Damper Type	-	
Econo Damper Position	-	
Econo Damper Type	-	
Relief Damper Position	-	
Relief Damper Type	-	
OA Enthalpy Setpt	-	
Brake Horse Power	-	

Performance Data		
	Design	Actual
Return Duct SP	-	
MA Plenum SP	-	
Fan Suction SP	-	
Fan Discharge SP	-	
Supply Duct SP	-	
Total ESP	-	
Fan Total SP	-	
Pre-Filter P.D.	-	
Final Filters P.D.	-	
Cooling Coil P.D.	-	
CHW Coil P.D.	-	
PreHeat Coil P.D.	-	
HW Coil P.D.	-	
Steam Coil P.D.	-	
Heat Wheel (Exh) P.D.	-	
Heat Wheel (Sup) P.D.	-	
OA Temp (db/wb)	-	
RA Temp (db/wb)	-	
MA Temp (db/wb)	-	
SA Temp (db/wb)	-	
HW Coil Delta T	-	
CW Coil Delta T	-	
Coil Delta T	-	
Heat Wheel(Exh) Delta T	-	
Heat Wheel(Sup) Delta T	-	



Chetu Development

Project: 10 Jan 2023

System/Unit: AHU/RTU



Asset: AHU1-AHU37

AREA:

Unit Data		
	Design	Actual
MFG	na	na
Serial Num	-	
Model Num	na	na
Inventory Tag ID	-	
Design Type	-	

Motor Data		
	Design	Actual
Motor MFG	-	
Frame	-	
Horsepower	-	
Motor Rpm	-	
Phase	-	
Rated Voltage	-	
Rated Amperage	-	
Frequency	-	
Service Factor	-	
Efficiency	-	
Power Factor	-	

Test Data		
	Design	Actual
SF CFM (Initial)	-	
SF CFM	-	
SF RPM (Initial)	-	
SF RPM	-	
RA CFM	-	
OA CFM	-	
Exhaust CFM	-	
Relief CFM	-	
RL Voltage	-	
RL Amperage	-	
SF Rotation	-	
VFD Max SetPt	-	
VFD Min SetPt	-	
SF Motor Freq(HZ)	-	
SF Flow Station (Kv)	-	
OA Flow Station (Kv)	-	
SF System SetPt	-	
RA Flow Station (Kv)	-	
Relief Flow Station (Kv)	-	
RA Damper Position	-	
RA Damper Type	-	
MA Damper Position	-	
MA Damper Type	-	
OA Damper Position	-	
OA Damper Type	-	
Min OA Damper Position	-	
Min OA Damper Type	-	
Econo Damper Position	-	
Econo Damper Type	-	
Relief Damper Position	-	
Relief Damper Type	-	
OA Enthalpy Setpt	-	
Brake Horse Power	-	

Performance Data		
	Design	Actual
Return Duct SP	-	
MA Plenum SP	-	
Fan Suction SP	-	
Fan Discharge SP	-	
Supply Duct SP	-	
Total ESP	-	
Fan Total SP	-	
Pre-Filter P.D.	-	
Final Filters P.D.	-	
Cooling Coil P.D.	-	
CHW Coil P.D.	-	
PreHeat Coil P.D	-	
HW Coil P.D.	-	
Steam Coil P.D.	-	
Heat Wheel (Exh) P.D.	-	
Heat Wheel (Sup) P.D.	-	
OA Temp (db/wb)	-	
RA Temp (db/wb)	-	
MA Temp (db/wb)	-	
SA Temp (db/wb)	-	
HW Coil Delta T	-	
CW Coil Delta T	-	
Coil Delta T	-	
Heat Wheel(Exh) Delta T	-	
Heat Wheel(Sup) Delta T	-	



Chetu Development

Project: 10 Jan 2023

System/Unit: AHU/RTU



Asset: AHU1-AHU38

AREA:

Unit Data		
	Design	Actual
MFG	na	na
Serial Num	-	
Model Num	na	na
Inventory Tag ID	-	
Design Type	-	

Motor Data		
	Design	Actual
Motor MFG	-	
Frame	-	
Horsepower	-	
Motor Rpm	-	
Phase	-	
Rated Voltage	-	
Rated Amperage	-	
Frequency	-	
Service Factor	-	
Efficiency	-	
Power Factor	-	

Test Data		
	Design	Actual
SF CFM (Initial)	-	
SF CFM	-	
SF RPM (Initial)	-	
SF RPM	-	
RA CFM	-	
OA CFM	-	
Exhaust CFM	-	
Relief CFM	-	
RL Voltage	-	
RL Amperage	-	
SF Rotation	-	
VFD Max SetPt	-	
VFD Min SetPt	-	
SF Motor Freq(HZ)	-	
SF Flow Station (Kv)	-	
OA Flow Station (Kv)	-	
SF System SetPt	-	
RA Flow Station (Kv)	-	
Relief Flow Station (Kv)	-	
RA Damper Position	-	
RA Damper Type	-	
MA Damper Position	-	
MA Damper Type	-	
OA Damper Position	-	
OA Damper Type	-	
Min OA Damper Position	-	
Min OA Damper Type	-	
Econo Damper Position	-	
Econo Damper Type	-	
Relief Damper Position	-	
Relief Damper Type	-	
OA Enthalpy Setpt	-	
Brake Horse Power	-	

Performance Data		
	Design	Actual
Return Duct SP	-	
MA Plenum SP	-	
Fan Suction SP	-	
Fan Discharge SP	-	
Supply Duct SP	-	
Total ESP	-	
Fan Total SP	-	
Pre-Filter P.D.	-	
Final Filters P.D.	-	
Cooling Coil P.D.	-	
CHW Coil P.D.	-	
PreHeat Coil P.D.	-	
HW Coil P.D.	-	
Steam Coil P.D.	-	
Heat Wheel (Exh) P.D.	-	
Heat Wheel (Sup) P.D.	-	
OA Temp (db/wb)	-	
RA Temp (db/wb)	-	
MA Temp (db/wb)	-	
SA Temp (db/wb)	-	
HW Coil Delta T	-	
CW Coil Delta T	-	
Coil Delta T	-	
Heat Wheel(Exh) Delta T	-	
Heat Wheel(Sup) Delta T	-	



Chetu Development

Project: 10 Jan 2023

System/Unit: AHU/RTU



Asset: AHU1-AHU39

AREA:

Unit Data		
	Design	Actual
MFG	na	na
Serial Num	-	
Model Num	na	na
Inventory Tag ID	-	
Design Type	-	

Motor Data		
	Design	Actual
Motor MFG	-	
Frame	-	
Horsepower	-	
Motor Rpm	-	
Phase	-	
Rated Voltage	-	
Rated Amperage	-	
Frequency	-	
Service Factor	-	
Efficiency	-	
Power Factor	-	

Test Data		
	Design	Actual
SF CFM (Initial)	-	
SF CFM	-	
SF RPM (Initial)	-	
SF RPM	-	
RA CFM	-	
OA CFM	-	
Exhaust CFM	-	
Relief CFM	-	
RL Voltage	-	
RL Amperage	-	
SF Rotation	-	
VFD Max SetPt	-	
VFD Min SetPt	-	
SF Motor Freq(HZ)	-	
SF Flow Station (Kv)	-	
OA Flow Station (Kv)	-	
SF System SetPt	-	
RA Flow Station (Kv)	-	
Relief Flow Station (Kv)	-	
RA Damper Position	-	
RA Damper Type	-	
MA Damper Position	-	
MA Damper Type	-	
OA Damper Position	-	
OA Damper Type	-	
Min OA Damper Position	-	
Min OA Damper Type	-	
Econo Damper Position	-	
Econo Damper Type	-	
Relief Damper Position	-	
Relief Damper Type	-	
OA Enthalpy Setpt	-	
Brake Horse Power	-	

Performance Data		
	Design	Actual
Return Duct SP	-	
MA Plenum SP	-	
Fan Suction SP	-	
Fan Discharge SP	-	
Supply Duct SP	-	
Total ESP	-	
Fan Total SP	-	
Pre-Filter P.D.	-	
Final Filters P.D.	-	
Cooling Coil P.D.	-	
CHW Coil P.D.	-	
PreHeat Coil P.D	-	
HW Coil P.D.	-	
Steam Coil P.D.	-	
Heat Wheel (Exh) P.D.	-	
Heat Wheel (Sup) P.D.	-	
OA Temp (db/wb)	-	
RA Temp (db/wb)	-	
MA Temp (db/wb)	-	
SA Temp (db/wb)	-	
HW Coil Delta T	-	
CW Coil Delta T	-	
Coil Delta T	-	
Heat Wheel(Exh) Delta T	-	
Heat Wheel(Sup) Delta T	-	



Chetu Development

Project: 10 Jan 2023

AHU/RTU



Diffuser Supply (GRD)

AHU1-AHU39/

Asset				
Asset Name	Location	a7	FINAL CFM	% to design
AHU1-AHU1-SGRD1				
AHU1-AHU1-SGRD2				
AHU1-AHU1-SGRD3				
AHU1-AHU1-SGRD4				
AHU1-AHU1-SGRD5				
AHU1-AHU1-SGRD6				
AHU1-AHU1-SGRD7				
AHU1-AHU1-SGRD8				
AHU1-AHU1-SGRD9				
AHU1-AHU1-SGRD10				
AHU1-AHU1-SGRD11				
AHU1-AHU1-SGRD12				
AHU1-AHU1-SGRD13				
AHU1-AHU1-SGRD14				
AHU1-AHU1-SGRD15				
AHU1-AHU1-SGRD16				
AHU1-AHU1-SGRD17				
AHU1-AHU1-SGRD18				
AHU1-AHU1-SGRD19				
AHU1-AHU1-SGRD20				
AHU1-AHU1-SGRD21				
AHU1-AHU1-SGRD22				
AHU1-AHU1-SGRD23				
AHU1-AHU1-SGRD24				
AHU1-AHU1-SGRD25				
AHU1-AHU1-SGRD26				
AHU1-AHU1-SGRD27				
AHU1-AHU1-SGRD28				
AHU1-AHU1-SGRD29				
AHU1-AHU1-SGRD30				
AHU1-AHU1-SGRD31				
AHU1-AHU1-SGRD32				
AHU1-AHU1-SGRD33				
AHU1-AHU1-SGRD34				
AHU1-AHU1-SGRD35				
AHU1-AHU1-SGRD36				
AHU1-AHU1-SGRD37				
AHU1-AHU1-SGRD38				
AHU1-AHU1-SGRD39				
AHU1-AHU1-SGRD40				
AHU1-AHU1-SGRD41				
AHU1-AHU1-SGRD42				
AHU1-AHU1-SGRD43				
AHU1-AHU1-SGRD44				
AHU1-AHU1-SGRD45				
AHU1-AHU1-SGRD46				
AHU1-AHU1-SGRD47				
AHU1-AHU1-SGRD48				
AHU1-AHU1-SGRD49				
AHU1-AHU1-SGRD50				
Total			0	



Chetu Development

Project: 10 Jan 2023

System/Unit: AHU/RTU



Asset: AHU1-AHU39

AREA:

Unit Data		
	Design	Actual
MFG	na	na
Serial Num	-	
Model Num	na	na
Inventory Tag ID	-	
Design Type	-	

Motor Data		
	Design	Actual
Motor MFG	-	
Frame	-	
Horsepower	-	
Motor Rpm	-	
Phase	-	
Rated Voltage	-	
Rated Amperage	-	
Frequency	-	
Service Factor	-	
Efficiency	-	
Power Factor	-	

Test Data		
	Design	Actual
SF CFM (Initial)	-	
SF CFM	-	
SF RPM (Initial)	-	
SF RPM	-	
RA CFM	-	
OA CFM	-	
Exhaust CFM	-	
Relief CFM	-	
RL Voltage	-	
RL Amperage	-	
SF Rotation	-	
VFD Max SetPt	-	
VFD Min SetPt	-	
SF Motor Freq(HZ)	-	
SF Flow Station (Kv)	-	
OA Flow Station (Kv)	-	
SF System SetPt	-	
RA Flow Station (Kv)	-	
Relief Flow Station (Kv)	-	
RA Damper Position	-	
RA Damper Type	-	
MA Damper Position	-	
MA Damper Type	-	
OA Damper Position	-	
OA Damper Type	-	
Min OA Damper Position	-	
Min OA Damper Type	-	
Econo Damper Position	-	
Econo Damper Type	-	
Relief Damper Position	-	
Relief Damper Type	-	
OA Enthalpy Setpt	-	
Brake Horse Power	-	

Performance Data		
	Design	Actual
Return Duct SP	-	
MA Plenum SP	-	
Fan Suction SP	-	
Fan Discharge SP	-	
Supply Duct SP	-	
Total ESP	-	
Fan Total SP	-	
Pre-Filter P.D.	-	
Final Filters P.D.	-	
Cooling Coil P.D.	-	
CHW Coil P.D.	-	
PreHeat Coil P.D	-	
HW Coil P.D.	-	
Steam Coil P.D.	-	
Heat Wheel (Exh) P.D.	-	
Heat Wheel (Sup) P.D.	-	
OA Temp (db/wb)	-	
RA Temp (db/wb)	-	
MA Temp (db/wb)	-	
SA Temp (db/wb)	-	
HW Coil Delta T	-	
CW Coil Delta T	-	
Coil Delta T	-	
Heat Wheel(Exh) Delta T	-	
Heat Wheel(Sup) Delta T	-	



Chetu Development

Project: 10 Jan 2023

System/Unit: AHU/RTU



Asset: AHU1-AHU40

AREA:

Unit Data		
	Design	Actual
MFG	na	na
Serial Num	-	
Model Num	na	na
Inventory Tag ID	-	
Design Type	-	

Motor Data		
	Design	Actual
Motor MFG	-	
Frame	-	
Horsepower	-	
Motor Rpm	-	
Phase	-	
Rated Voltage	-	
Rated Amperage	-	
Frequency	-	
Service Factor	-	
Efficiency	-	
Power Factor	-	

Test Data		
	Design	Actual
SF CFM (Initial)	-	
SF CFM	-	
SF RPM (Initial)	-	
SF RPM	-	
RA CFM	-	
OA CFM	-	
Exhaust CFM	-	
Relief CFM	-	
RL Voltage	-	
RL Amperage	-	
SF Rotation	-	
VFD Max SetPt	-	
VFD Min SetPt	-	
SF Motor Freq(HZ)	-	
SF Flow Station (Kv)	-	
OA Flow Station (Kv)	-	
SF System SetPt	-	
RA Flow Station (Kv)	-	
Relief Flow Station (Kv)	-	
RA Damper Position	-	
RA Damper Type	-	
MA Damper Position	-	
MA Damper Type	-	
OA Damper Position	-	
OA Damper Type	-	
Min OA Damper Position	-	
Min OA Damper Type	-	
Econo Damper Position	-	
Econo Damper Type	-	
Relief Damper Position	-	
Relief Damper Type	-	
OA Enthalpy Setpt	-	
Brake Horse Power	-	

Performance Data		
	Design	Actual
Return Duct SP	-	
MA Plenum SP	-	
Fan Suction SP	-	
Fan Discharge SP	-	
Supply Duct SP	-	
Total ESP	-	
Fan Total SP	-	
Pre-Filter P.D.	-	
Final Filters P.D.	-	
Cooling Coil P.D.	-	
CHW Coil P.D.	-	
PreHeat Coil P.D.	-	
HW Coil P.D.	-	
Steam Coil P.D.	-	
Heat Wheel (Exh) P.D.	-	
Heat Wheel (Sup) P.D.	-	
OA Temp (db/wb)	-	
RA Temp (db/wb)	-	
MA Temp (db/wb)	-	
SA Temp (db/wb)	-	
HW Coil Delta T	-	
CW Coil Delta T	-	
Coil Delta T	-	
Heat Wheel(Exh) Delta T	-	
Heat Wheel(Sup) Delta T	-	



Chetu Development

Project: 10 Jan 2023

System/Unit: AHU/RTU



Asset: AHU1-AHU41

AREA:

Unit Data		
	Design	Actual
MFG	na	na
Serial Num	-	
Model Num	na	na
Inventory Tag ID	-	
Design Type	-	

Motor Data		
	Design	Actual
Motor MFG	-	
Frame	-	
Horsepower	-	
Motor Rpm	-	
Phase	-	
Rated Voltage	-	
Rated Amperage	-	
Frequency	-	
Service Factor	-	
Efficiency	-	
Power Factor	-	

Test Data		
	Design	Actual
SF CFM (Initial)	-	
SF CFM	-	
SF RPM (Initial)	-	
SF RPM	-	
RA CFM	-	
OA CFM	-	
Exhaust CFM	-	
Relief CFM	-	
RL Voltage	-	
RL Amperage	-	
SF Rotation	-	
VFD Max SetPt	-	
VFD Min SetPt	-	
SF Motor Freq(HZ)	-	
SF Flow Station (Kv)	-	
OA Flow Station (Kv)	-	
SF System SetPt	-	
RA Flow Station (Kv)	-	
Relief Flow Station (Kv)	-	
RA Damper Position	-	
RA Damper Type	-	
MA Damper Position	-	
MA Damper Type	-	
OA Damper Position	-	
OA Damper Type	-	
Min OA Damper Position	-	
Min OA Damper Type	-	
Econo Damper Position	-	
Econo Damper Type	-	
Relief Damper Position	-	
Relief Damper Type	-	
OA Enthalpy Setpt	-	
Brake Horse Power	-	

Performance Data		
	Design	Actual
Return Duct SP	-	
MA Plenum SP	-	
Fan Suction SP	-	
Fan Discharge SP	-	
Supply Duct SP	-	
Total ESP	-	
Fan Total SP	-	
Pre-Filter P.D.	-	
Final Filters P.D.	-	
Cooling Coil P.D.	-	
CHW Coil P.D.	-	
PreHeat Coil P.D	-	
HW Coil P.D.	-	
Steam Coil P.D.	-	
Heat Wheel (Exh) P.D.	-	
Heat Wheel (Sup) P.D.	-	
OA Temp (db/wb)	-	
RA Temp (db/wb)	-	
MA Temp (db/wb)	-	
SA Temp (db/wb)	-	
HW Coil Delta T	-	
CW Coil Delta T	-	
Coil Delta T	-	
Heat Wheel(Exh) Delta T	-	
Heat Wheel(Sup) Delta T	-	



Chetu Development

Project: 10 Jan 2023

System/Unit: AHU/RTU



Asset: AHU1-AHU42

AREA:

Unit Data		
	Design	Actual
MFG	na	na
Serial Num	-	
Model Num	na	na
Inventory Tag ID	-	
Design Type	-	

Motor Data		
	Design	Actual
Motor MFG	-	
Frame	-	
Horsepower	-	
Motor Rpm	-	
Phase	-	
Rated Voltage	-	
Rated Amperage	-	
Frequency	-	
Service Factor	-	
Efficiency	-	
Power Factor	-	

Test Data		
	Design	Actual
SF CFM (Initial)	-	
SF CFM	-	
SF RPM (Initial)	-	
SF RPM	-	
RA CFM	-	
OA CFM	-	
Exhaust CFM	-	
Relief CFM	-	
RL Voltage	-	
RL Amperage	-	
SF Rotation	-	
VFD Max SetPt	-	
VFD Min SetPt	-	
SF Motor Freq(HZ)	-	
SF Flow Station (Kv)	-	
OA Flow Station (Kv)	-	
SF System SetPt	-	
RA Flow Station (Kv)	-	
Relief Flow Station (Kv)	-	
RA Damper Position	-	
RA Damper Type	-	
MA Damper Position	-	
MA Damper Type	-	
OA Damper Position	-	
OA Damper Type	-	
Min OA Damper Position	-	
Min OA Damper Type	-	
Econo Damper Position	-	
Econo Damper Type	-	
Relief Damper Position	-	
Relief Damper Type	-	
OA Enthalpy Setpt	-	
Brake Horse Power	-	

Performance Data		
	Design	Actual
Return Duct SP	-	
MA Plenum SP	-	
Fan Suction SP	-	
Fan Discharge SP	-	
Supply Duct SP	-	
Total ESP	-	
Fan Total SP	-	
Pre-Filter P.D.	-	
Final Filters P.D.	-	
Cooling Coil P.D.	-	
CHW Coil P.D.	-	
PreHeat Coil P.D.	-	
HW Coil P.D.	-	
Steam Coil P.D.	-	
Heat Wheel (Exh) P.D.	-	
Heat Wheel (Sup) P.D.	-	
OA Temp (db/wb)	-	
RA Temp (db/wb)	-	
MA Temp (db/wb)	-	
SA Temp (db/wb)	-	
HW Coil Delta T	-	
CW Coil Delta T	-	
Coil Delta T	-	
Heat Wheel(Exh) Delta T	-	
Heat Wheel(Sup) Delta T	-	



Chetu Development

Project: 10 Jan 2023

System/Unit: AHU/RTU



Asset: AHU1-AHU43

AREA:

Unit Data		
	Design	Actual
MFG	na	na
Serial Num	-	
Model Num	na	na
Inventory Tag ID	-	
Design Type	-	

Motor Data		
	Design	Actual
Motor MFG	-	
Frame	-	
Horsepower	-	
Motor Rpm	-	
Phase	-	
Rated Voltage	-	
Rated Amperage	-	
Frequency	-	
Service Factor	-	
Efficiency	-	
Power Factor	-	

Test Data		
	Design	Actual
SF CFM (Initial)	-	
SF CFM	-	
SF RPM (Initial)	-	
SF RPM	-	
RA CFM	-	
OA CFM	-	
Exhaust CFM	-	
Relief CFM	-	
RL Voltage	-	
RL Amperage	-	
SF Rotation	-	
VFD Max SetPt	-	
VFD Min SetPt	-	
SF Motor Freq(HZ)	-	
SF Flow Station (Kv)	-	
OA Flow Station (Kv)	-	
SF System SetPt	-	
RA Flow Station (Kv)	-	
Relief Flow Station (Kv)	-	
RA Damper Position	-	
RA Damper Type	-	
MA Damper Position	-	
MA Damper Type	-	
OA Damper Position	-	
OA Damper Type	-	
Min OA Damper Position	-	
Min OA Damper Type	-	
Econo Damper Position	-	
Econo Damper Type	-	
Relief Damper Position	-	
Relief Damper Type	-	
OA Enthalpy Setpt	-	
Brake Horse Power	-	

Performance Data		
	Design	Actual
Return Duct SP	-	
MA Plenum SP	-	
Fan Suction SP	-	
Fan Discharge SP	-	
Supply Duct SP	-	
Total ESP	-	
Fan Total SP	-	
Pre-Filter P.D.	-	
Final Filters P.D.	-	
Cooling Coil P.D.	-	
CHW Coil P.D.	-	
PreHeat Coil P.D.	-	
HW Coil P.D.	-	
Steam Coil P.D.	-	
Heat Wheel (Exh) P.D.	-	
Heat Wheel (Sup) P.D.	-	
OA Temp (db/wb)	-	
RA Temp (db/wb)	-	
MA Temp (db/wb)	-	
SA Temp (db/wb)	-	
HW Coil Delta T	-	
CW Coil Delta T	-	
Coil Delta T	-	
Heat Wheel(Exh) Delta T	-	
Heat Wheel(Sup) Delta T	-	



Chetu Development

Project: 10 Jan 2023

System/Unit: AHU/RTU



Asset: AHU1-AHU44

AREA:

Unit Data		
	Design	Actual
MFG	na	na
Serial Num	-	
Model Num	na	na
Inventory Tag ID	-	
Design Type	-	

Motor Data		
	Design	Actual
Motor MFG	-	
Frame	-	
Horsepower	-	
Motor Rpm	-	
Phase	-	
Rated Voltage	-	
Rated Amperage	-	
Frequency	-	
Service Factor	-	
Efficiency	-	
Power Factor	-	

Test Data		
	Design	Actual
SF CFM (Initial)	-	
SF CFM	-	
SF RPM (Initial)	-	
SF RPM	-	
RA CFM	-	
OA CFM	-	
Exhaust CFM	-	
Relief CFM	-	
RL Voltage	-	
RL Amperage	-	
SF Rotation	-	
VFD Max SetPt	-	
VFD Min SetPt	-	
SF Motor Freq(HZ)	-	
SF Flow Station (Kv)	-	
OA Flow Station (Kv)	-	
SF System SetPt	-	
RA Flow Station (Kv)	-	
Relief Flow Station (Kv)	-	
RA Damper Position	-	
RA Damper Type	-	
MA Damper Position	-	
MA Damper Type	-	
OA Damper Position	-	
OA Damper Type	-	
Min OA Damper Position	-	
Min OA Damper Type	-	
Econo Damper Position	-	
Econo Damper Type	-	
Relief Damper Position	-	
Relief Damper Type	-	
OA Enthalpy Setpt	-	
Brake Horse Power	-	

Performance Data		
	Design	Actual
Return Duct SP	-	
MA Plenum SP	-	
Fan Suction SP	-	
Fan Discharge SP	-	
Supply Duct SP	-	
Total ESP	-	
Fan Total SP	-	
Pre-Filter P.D.	-	
Final Filters P.D.	-	
Cooling Coil P.D.	-	
CHW Coil P.D.	-	
PreHeat Coil P.D	-	
HW Coil P.D.	-	
Steam Coil P.D.	-	
Heat Wheel (Exh) P.D.	-	
Heat Wheel (Sup) P.D.	-	
OA Temp (db/wb)	-	
RA Temp (db/wb)	-	
MA Temp (db/wb)	-	
SA Temp (db/wb)	-	
HW Coil Delta T	-	
CW Coil Delta T	-	
Coil Delta T	-	
Heat Wheel(Exh) Delta T	-	
Heat Wheel(Sup) Delta T	-	



Chetu Development

Project: 10 Jan 2023

System/Unit: AHU/RTU



Asset: AHU1-AHU45

AREA:

Unit Data		
	Design	Actual
MFG	na	na
Serial Num	-	
Model Num	na	na
Inventory Tag ID	-	
Design Type	-	

Motor Data		
	Design	Actual
Motor MFG	-	
Frame	-	
Horsepower	-	
Motor Rpm	-	
Phase	-	
Rated Voltage	-	
Rated Amperage	-	
Frequency	-	
Service Factor	-	
Efficiency	-	
Power Factor	-	

Test Data		
	Design	Actual
SF CFM (Initial)	-	
SF CFM	-	
SF RPM (Initial)	-	
SF RPM	-	
RA CFM	-	
OA CFM	-	
Exhaust CFM	-	
Relief CFM	-	
RL Voltage	-	
RL Amperage	-	
SF Rotation	-	
VFD Max SetPt	-	
VFD Min SetPt	-	
SF Motor Freq(HZ)	-	
SF Flow Station (Kv)	-	
OA Flow Station (Kv)	-	
SF System SetPt	-	
RA Flow Station (Kv)	-	
Relief Flow Station (Kv)	-	
RA Damper Position	-	
RA Damper Type	-	
MA Damper Position	-	
MA Damper Type	-	
OA Damper Position	-	
OA Damper Type	-	
Min OA Damper Position	-	
Min OA Damper Type	-	
Econo Damper Position	-	
Econo Damper Type	-	
Relief Damper Position	-	
Relief Damper Type	-	
OA Enthalpy Setpt	-	
Brake Horse Power	-	

Performance Data		
	Design	Actual
Return Duct SP	-	
MA Plenum SP	-	
Fan Suction SP	-	
Fan Discharge SP	-	
Supply Duct SP	-	
Total ESP	-	
Fan Total SP	-	
Pre-Filter P.D.	-	
Final Filters P.D.	-	
Cooling Coil P.D.	-	
CHW Coil P.D.	-	
PreHeat Coil P.D.	-	
HW Coil P.D.	-	
Steam Coil P.D.	-	
Heat Wheel (Exh) P.D.	-	
Heat Wheel (Sup) P.D.	-	
OA Temp (db/wb)	-	
RA Temp (db/wb)	-	
MA Temp (db/wb)	-	
SA Temp (db/wb)	-	
HW Coil Delta T	-	
CW Coil Delta T	-	
Coil Delta T	-	
Heat Wheel(Exh) Delta T	-	
Heat Wheel(Sup) Delta T	-	



Chetu Development

Project: 10 Jan 2023

System/Unit: AHU/RTU



Asset: AHU1-AHU46

AREA:

Unit Data		
	Design	Actual
MFG	na	na
Serial Num	-	
Model Num	na	na
Inventory Tag ID	-	
Design Type	-	

Motor Data		
	Design	Actual
Motor MFG	-	
Frame	-	
Horsepower	-	
Motor Rpm	-	
Phase	-	
Rated Voltage	-	
Rated Amperage	-	
Frequency	-	
Service Factor	-	
Efficiency	-	
Power Factor	-	

Test Data		
	Design	Actual
SF CFM (Initial)	-	
SF CFM	-	
SF RPM (Initial)	-	
SF RPM	-	
RA CFM	-	
OA CFM	-	
Exhaust CFM	-	
Relief CFM	-	
RL Voltage	-	
RL Amperage	-	
SF Rotation	-	
VFD Max SetPt	-	
VFD Min SetPt	-	
SF Motor Freq(HZ)	-	
SF Flow Station (Kv)	-	
OA Flow Station (Kv)	-	
SF System SetPt	-	
RA Flow Station (Kv)	-	
Relief Flow Station (Kv)	-	
RA Damper Position	-	
RA Damper Type	-	
MA Damper Position	-	
MA Damper Type	-	
OA Damper Position	-	
OA Damper Type	-	
Min OA Damper Position	-	
Min OA Damper Type	-	
Econo Damper Position	-	
Econo Damper Type	-	
Relief Damper Position	-	
Relief Damper Type	-	
OA Enthalpy Setpt	-	
Brake Horse Power	-	

Performance Data		
	Design	Actual
Return Duct SP	-	
MA Plenum SP	-	
Fan Suction SP	-	
Fan Discharge SP	-	
Supply Duct SP	-	
Total ESP	-	
Fan Total SP	-	
Pre-Filter P.D.	-	
Final Filters P.D.	-	
Cooling Coil P.D.	-	
CHW Coil P.D.	-	
PreHeat Coil P.D.	-	
HW Coil P.D.	-	
Steam Coil P.D.	-	
Heat Wheel (Exh) P.D.	-	
Heat Wheel (Sup) P.D.	-	
OA Temp (db/wb)	-	
RA Temp (db/wb)	-	
MA Temp (db/wb)	-	
SA Temp (db/wb)	-	
HW Coil Delta T	-	
CW Coil Delta T	-	
Coil Delta T	-	
Heat Wheel(Exh) Delta T	-	
Heat Wheel(Sup) Delta T	-	



Chetu Development

Project: 10 Jan 2023

System/Unit: AHU/RTU



Asset: AHU1-AHU47

AREA:

Unit Data		
	Design	Actual
MFG	na	na
Serial Num	-	
Model Num	na	na
Inventory Tag ID	-	
Design Type	-	

Motor Data		
	Design	Actual
Motor MFG	-	
Frame	-	
Horsepower	-	
Motor Rpm	-	
Phase	-	
Rated Voltage	-	
Rated Amperage	-	
Frequency	-	
Service Factor	-	
Efficiency	-	
Power Factor	-	

Test Data		
	Design	Actual
SF CFM (Initial)	-	
SF CFM	-	
SF RPM (Initial)	-	
SF RPM	-	
RA CFM	-	
OA CFM	-	
Exhaust CFM	-	
Relief CFM	-	
RL Voltage	-	
RL Amperage	-	
SF Rotation	-	
VFD Max SetPt	-	
VFD Min SetPt	-	
SF Motor Freq(HZ)	-	
SF Flow Station (Kv)	-	
OA Flow Station (Kv)	-	
SF System SetPt	-	
RA Flow Station (Kv)	-	
Relief Flow Station (Kv)	-	
RA Damper Position	-	
RA Damper Type	-	
MA Damper Position	-	
MA Damper Type	-	
OA Damper Position	-	
OA Damper Type	-	
Min OA Damper Position	-	
Min OA Damper Type	-	
Econo Damper Position	-	
Econo Damper Type	-	
Relief Damper Position	-	
Relief Damper Type	-	
OA Enthalpy Setpt	-	
Brake Horse Power	-	

Performance Data		
	Design	Actual
Return Duct SP	-	
MA Plenum SP	-	
Fan Suction SP	-	
Fan Discharge SP	-	
Supply Duct SP	-	
Total ESP	-	
Fan Total SP	-	
Pre-Filter P.D.	-	
Final Filters P.D.	-	
Cooling Coil P.D.	-	
CHW Coil P.D.	-	
PreHeat Coil P.D	-	
HW Coil P.D.	-	
Steam Coil P.D.	-	
Heat Wheel (Exh) P.D.	-	
Heat Wheel (Sup) P.D.	-	
OA Temp (db/wb)	-	
RA Temp (db/wb)	-	
MA Temp (db/wb)	-	
SA Temp (db/wb)	-	
HW Coil Delta T	-	
CW Coil Delta T	-	
Coil Delta T	-	
Heat Wheel(Exh) Delta T	-	
Heat Wheel(Sup) Delta T	-	



Chetu Development

Project: 10 Jan 2023

System/Unit: AHU/RTU



Asset: AHU1-AHU48

AREA:

Unit Data		
	Design	Actual
MFG	na	na
Serial Num	-	
Model Num	na	na
Inventory Tag ID	-	
Design Type	-	

Motor Data		
	Design	Actual
Motor MFG	-	
Frame	-	
Horsepower	-	
Motor Rpm	-	
Phase	-	
Rated Voltage	-	
Rated Amperage	-	
Frequency	-	
Service Factor	-	
Efficiency	-	
Power Factor	-	

Test Data		
	Design	Actual
SF CFM (Initial)	-	
SF CFM	-	
SF RPM (Initial)	-	
SF RPM	-	
RA CFM	-	
OA CFM	-	
Exhaust CFM	-	
Relief CFM	-	
RL Voltage	-	
RL Amperage	-	
SF Rotation	-	
VFD Max SetPt	-	
VFD Min SetPt	-	
SF Motor Freq(HZ)	-	
SF Flow Station (Kv)	-	
OA Flow Station (Kv)	-	
SF System SetPt	-	
RA Flow Station (Kv)	-	
Relief Flow Station (Kv)	-	
RA Damper Position	-	
RA Damper Type	-	
MA Damper Position	-	
MA Damper Type	-	
OA Damper Position	-	
OA Damper Type	-	
Min OA Damper Position	-	
Min OA Damper Type	-	
Econo Damper Position	-	
Econo Damper Type	-	
Relief Damper Position	-	
Relief Damper Type	-	
OA Enthalpy Setpt	-	
Brake Horse Power	-	

Performance Data		
	Design	Actual
Return Duct SP	-	
MA Plenum SP	-	
Fan Suction SP	-	
Fan Discharge SP	-	
Supply Duct SP	-	
Total ESP	-	
Fan Total SP	-	
Pre-Filter P.D.	-	
Final Filters P.D.	-	
Cooling Coil P.D.	-	
CHW Coil P.D.	-	
PreHeat Coil P.D	-	
HW Coil P.D.	-	
Steam Coil P.D.	-	
Heat Wheel (Exh) P.D.	-	
Heat Wheel (Sup) P.D.	-	
OA Temp (db/wb)	-	
RA Temp (db/wb)	-	
MA Temp (db/wb)	-	
SA Temp (db/wb)	-	
HW Coil Delta T	-	
CW Coil Delta T	-	
Coil Delta T	-	
Heat Wheel(Exh) Delta T	-	
Heat Wheel(Sup) Delta T	-	



Chetu Development

Project: 10 Jan 2023

System/Unit: AHU/RTU



Asset: AHU1-AHU49

AREA:

Unit Data		
	Design	Actual
MFG	na	na
Serial Num	-	
Model Num	na	na
Inventory Tag ID	-	
Design Type	-	

Motor Data		
	Design	Actual
Motor MFG	-	
Frame	-	
Horsepower	-	
Motor Rpm	-	
Phase	-	
Rated Voltage	-	
Rated Amperage	-	
Frequency	-	
Service Factor	-	
Efficiency	-	
Power Factor	-	

Test Data		
	Design	Actual
SF CFM (Initial)	-	
SF CFM	-	
SF RPM (Initial)	-	
SF RPM	-	
RA CFM	-	
OA CFM	-	
Exhaust CFM	-	
Relief CFM	-	
RL Voltage	-	
RL Amperage	-	
SF Rotation	-	
VFD Max SetPt	-	
VFD Min SetPt	-	
SF Motor Freq(HZ)	-	
SF Flow Station (Kv)	-	
OA Flow Station (Kv)	-	
SF System SetPt	-	
RA Flow Station (Kv)	-	
Relief Flow Station (Kv)	-	
RA Damper Position	-	
RA Damper Type	-	
MA Damper Position	-	
MA Damper Type	-	
OA Damper Position	-	
OA Damper Type	-	
Min OA Damper Position	-	
Min OA Damper Type	-	
Econo Damper Position	-	
Econo Damper Type	-	
Relief Damper Position	-	
Relief Damper Type	-	
OA Enthalpy Setpt	-	
Brake Horse Power	-	

Performance Data		
	Design	Actual
Return Duct SP	-	
MA Plenum SP	-	
Fan Suction SP	-	
Fan Discharge SP	-	
Supply Duct SP	-	
Total ESP	-	
Fan Total SP	-	
Pre-Filter P.D.	-	
Final Filters P.D.	-	
Cooling Coil P.D.	-	
CHW Coil P.D.	-	
PreHeat Coil P.D.	-	
HW Coil P.D.	-	
Steam Coil P.D.	-	
Heat Wheel (Exh) P.D.	-	
Heat Wheel (Sup) P.D.	-	
OA Temp (db/wb)	-	
RA Temp (db/wb)	-	
MA Temp (db/wb)	-	
SA Temp (db/wb)	-	
HW Coil Delta T	-	
CW Coil Delta T	-	
Coil Delta T	-	
Heat Wheel(Exh) Delta T	-	
Heat Wheel(Sup) Delta T	-	



Chetu Development

Project: 10 Jan 2023

System/Unit: AHU/RTU



Asset: AHU1-AHU50

AREA:

Unit Data		
	Design	Actual
MFG	na	na
Serial Num	-	
Model Num	na	na
Inventory Tag ID	-	
Design Type	-	

Motor Data		
	Design	Actual
Motor MFG	-	
Frame	-	
Horsepower	-	
Motor Rpm	-	
Phase	-	
Rated Voltage	-	
Rated Amperage	-	
Frequency	-	
Service Factor	-	
Efficiency	-	
Power Factor	-	

Test Data		
	Design	Actual
SF CFM (Initial)	-	
SF CFM	-	
SF RPM (Initial)	-	
SF RPM	-	
RA CFM	-	
OA CFM	-	
Exhaust CFM	-	
Relief CFM	-	
RL Voltage	-	
RL Amperage	-	
SF Rotation	-	
VFD Max SetPt	-	
VFD Min SetPt	-	
SF Motor Freq(HZ)	-	
SF Flow Station (Kv)	-	
OA Flow Station (Kv)	-	
SF System SetPt	-	
RA Flow Station (Kv)	-	
Relief Flow Station (Kv)	-	
RA Damper Position	-	
RA Damper Type	-	
MA Damper Position	-	
MA Damper Type	-	
OA Damper Position	-	
OA Damper Type	-	
Min OA Damper Position	-	
Min OA Damper Type	-	
Econo Damper Position	-	
Econo Damper Type	-	
Relief Damper Position	-	
Relief Damper Type	-	
OA Enthalpy Setpt	-	
Brake Horse Power	-	

Performance Data		
	Design	Actual
Return Duct SP	-	
MA Plenum SP	-	
Fan Suction SP	-	
Fan Discharge SP	-	
Supply Duct SP	-	
Total ESP	-	
Fan Total SP	-	
Pre-Filter P.D.	-	
Final Filters P.D.	-	
Cooling Coil P.D.	-	
CHW Coil P.D.	-	
PreHeat Coil P.D.	-	
HW Coil P.D.	-	
Steam Coil P.D.	-	
Heat Wheel (Exh) P.D.	-	
Heat Wheel (Sup) P.D.	-	
OA Temp (db/wb)	-	
RA Temp (db/wb)	-	
MA Temp (db/wb)	-	
SA Temp (db/wb)	-	
HW Coil Delta T	-	
CW Coil Delta T	-	
Coil Delta T	-	
Heat Wheel(Exh) Delta T	-	
Heat Wheel(Sup) Delta T	-	



Chetu Development

Project: 10 Jan 2023

Diffuser Supply (GRD)



AHU1-AHU39/

Asset				
Asset Name	Location	a7	FINAL CFM	% to design
SGRD1				
Total			0	

Completed By: Gulshan Kumar on 06/28/2023



Chetu Development

Project: 10 Jan 2023

Diffuser Supply (GRD)



AHU1/child

Asset				
Asset Name	Location	a7	FINAL CFM	% to design
SGRD1				
Total			0	

Completed By: Gulshan Kumar on 06/28/2023



Chetu Development

Project: 10 Jan 2023

Diffuser Supply (GRD)



AHU2/chi

Asset				
Asset Name	Location	a7	FINAL CFM	% to design
SGRD1				
Total			0	

Completed By: Gulshan Kumar on 06/28/2023



Chetu Development

Project: 10 Jan 2023

Diffuser Supply (GRD)



F1/

Asset				
Asset Name	Location	a7	FINAL CFM	% to design
SGRD1				
Total			0	

Completed By: Gulshan Kumar on 06/28/2023



Chetu Development

Project: 10 Jan 2023

Diffuser Supply (GRD)



SGRD1/QWAS

Asset			
Asset Name	Location	FINAL CFM	% to design
SGRD1			
Total		0	

Completed By: Gulshan Kumar on 06/28/2023



Chetu Development

Project: 10 Jan 2023

Diffuser Supply (GRD)



SGRD2/a

Asset				
Asset Name	Location	a7	FINAL CFM	% to design
SGRD1				
Total			0	

Completed By: Gulshan Kumar on 06/28/2023

Diffuser Supply (GRD)

SGRD1/QWAS

Asset				
Asset Name	Lo cat ion	a7	FI NA L CF M	% to de sig n
SGRD 1- SGRD 1				
SGRD 1- SGRD 3				
SGRD 1- SGRD 3				
Total			0	



Chetu Development

Project: 10 Jan 2023

Diffuser Supply (GRD)



AHU1-AHU39/

Asset				
Asset Name	Location	a7	FINAL CFM	% to design
SGRD2	aa	45	44	-
Total			44	



Chetu Development

Project: 10 Jan 2023

Diffuser Supply (GRD)



AHU1/child

Asset				
Asset Name	Location	a7	FINAL CFM	% to design
SGRD2	aa	45	44	-
Total			44	



Chetu Development

Project: 10 Jan 2023

Diffuser Supply (GRD)



AHU2/chi

Asset				
Asset Name	Location	a7	FINAL CFM	% to design
SGRD2	aa	45	44	-
Total			44	



Chetu Development

Project: 10 Jan 2023

Diffuser Supply (GRD)



F1/

Asset				
Asset Name	Location	a7	FINAL CFM	% to design
SGRD2	aa	45	44	-
Total			44	



Chetu Development

Project: 10 Jan 2023

Diffuser Supply (GRD)



SGRD1/QWAS

Asset				
Asset Name	Location	Area	FINAL CFM	% to design
SGRD 2	aa	45	44	-
Total			44	



Chetu Development

Project: 10 Jan 2023

Diffuser Supply (GRD)



SGRD2/a

Asset				
Asset Name	Location	a7	FINAL CFM	% to design
SGRD2	aa	45	44	-
Total			44	

Diffuser Supply (GRD)

SGRD2/a

Asset				
Asset Name	Location	a7	FINAL CFM	% to design
SGRD2-SGRD1				
SGRD2-SGRD2				
SGRD2-SGRD3				
Total			0	



Chetu Development

Project: 10 Jan 2023

Diffuser Supply (GRD)



AHU1-AHU39/

Asset				
Asset Name	Location	a7	FINAL CFM	% to design
AHU1-SGRD1				
Total			0	

Asset	Notes	Date	Written By
AHU1-SGRD1	Notes of sgrd1 which is child		



Chetu Development

Project: 10 Jan 2023

Diffuser Supply (GRD)



AHU1/child

Asset				
Asset Name	Location	a7	FINAL CFM	% to design
AHU1-SGRD1				
Total			0	

Asset	Notes	Date	Written By
AHU1-SGRD1	Notes of sgrd1 which is child		



Chetu Development

Project: 10 Jan 2023

Diffuser Supply (GRD)



AHU2/chi

Asset				
Asset Name	Location	a7	FINAL CFM	% to design
AHU1-SGRD1				
Total			0	

Asset	Notes	Date	Written By
AHU1-SGRD1	Notes of sgrd1 which is child		



Chetu Development

Project: 10 Jan 2023

Diffuser Supply (GRD)



F1/

Asset				
Asset Name	Location	a7	FINAL CFM	% to design
AHU1-SGRD1				
Total			0	

Asset	Notes	Date	Written By
AHU1-SGRD1	Notes of sgrd1 which is child		



Chetu Development

Project: 10 Jan 2023

Diffuser Supply (GRD)



SGRD1/QWAS

Asset			
Asset Name	Location	FI NA L CF M	% to de sign
AHU1-SGRD1			
Total		0	

Asset	Notes	Date	Written By
AHU1-SGRD1	Notes of sgrd1 which is child		



Chetu Development

Project: 10 Jan 2023

Diffuser Supply (GRD)



SGRD2/a

Asset				
Asset Name	Location	a7	FINAL CFM	% to design
AHU1-SGRD1				
Total			0	

Asset	Notes	Date	Written By
AHU1-SGRD1	Notes of sgrd1 which is child		



Chetu Development

Project: 10 Jan 2023

Diffuser Supply (GRD)



AHU1-AHU39/

Asset				
Asset Name	Location	a7	FINAL CFM	% to design
AHU1-SGRD2				
Total			0	



Chetu Development

Project: 10 Jan 2023

Diffuser Supply (GRD)



AHU1/child

Asset				
Asset Name	Location	a7	FINAL CFM	% to design
AHU1-SGRD2				
Total			0	



Chetu Development

Project: 10 Jan 2023

Diffuser Supply (GRD)



AHU2/chi

Asset				
Asset Name	Location	a7	FINAL CFM	% to design
AHU1-SGRD2				
Total			0	



Chetu Development

Project: 10 Jan 2023

Diffuser Supply (GRD)



F1/

Asset				
Asset Name	Location	a7	FINAL CFM	% to design
AHU1-SGRD2				
Total			0	



Chetu Development

Project: 10 Jan 2023

Diffuser Supply (GRD)



SGRD1/QWAS

Asset			
Asset Name	Location	FINAL CFM	% to design
AHU1-SGRD2			
Total		0	



Chetu Development

Project: 10 Jan 2023

Diffuser Supply (GRD)



SGRD2/a

Asset				
Asset Name	Location	a7	FINAL CFM	% to design
AHU1-SGRD2				
Total			0	



Chetu Development

Project: 10 Jan 2023

Diffuser Supply (GRD)



AHU1-AHU39/

Asset				
Asset Name	Location	a7	FINAL CFM	% to design
AHU2-SGRD1	4	44		
Total			0	



Chetu Development

Project: 10 Jan 2023

Diffuser Supply (GRD)



AHU1/child

Asset				
Asset Name	Location	a7	FINAL CFM	% to design
AHU2-SGRD1	4	44		
Total			0	



Chetu Development

Project: 10 Jan 2023

Diffuser Supply (GRD)



AHU2/chi

Asset				
Asset Name	Location	a7	FINAL CFM	% to design
AHU2-SGRD1	4	44		
Total			0	



Chetu Development

Project: 10 Jan 2023

Diffuser Supply (GRD)



F1/

Asset				
Asset Name	Location	a7	FINAL CFM	% to design
AHU2-SGRD1	4	44		
Total			0	



Chetu Development

Project: 10 Jan 2023

Diffuser Supply (GRD)



SGRD1/QWAS

Asset				
Asset Name	Location	Area	FINAL CFM	% to design
AHU2-SGRD1	4	44		
Total			0	



Chetu Development

Project: 10 Jan 2023

Diffuser Supply (GRD)



SGRD2/a

Asset				
Asset Name	Location	a7	FINAL CFM	% to design
AHU2-SGRD1	4	44		
Total			0	



Chetu Development

Project: 10 Jan 2023

Diffuser Supply (GRD)



AHU1-AHU39/

Asset				
Asset Name	Location	a7	FINAL CFM	% to design
AHU2-SGRD3				
Total			0	



Chetu Development

Project: 10 Jan 2023

Diffuser Supply (GRD)



AHU1/child

Asset				
Asset Name	Location	a7	FINAL CFM	% to design
AHU2-SGRD3				
Total			0	



Chetu Development

Project: 10 Jan 2023

Diffuser Supply (GRD)



AHU2/chi

Asset				
Asset Name	Location	a7	FINAL CFM	% to design
AHU2-SGRD3				
Total			0	



Chetu Development

Project: 10 Jan 2023

Diffuser Supply (GRD)



F1/

Asset				
Asset Name	Location	a7	FINAL CFM	% to design
AHU2-SGRD3				
Total			0	



Chetu Development

Project: 10 Jan 2023

Diffuser Supply (GRD)



SGRD1/QWAS

Asset			
Asset Name	Location	FINAL CFM	% to design
AHU2-SGRD3			
Total		0	



Chetu Development

Project: 10 Jan 2023

Diffuser Supply (GRD)



SGRD2/a

Asset				
Asset Name	Location	a7	FINAL CFM	% to design
AHU2-SGRD3				
Total			0	



Chetu Development

Project: 10 Jan 2023

Diffuser Supply (GRD)



AHU1-AHU39/

Asset				
Asset Name	Location	a7	FINAL CFM	% to design
AHU1-AHU1-SGRD1				
Total			0	



Chetu Development

Project: 10 Jan 2023

Diffuser Supply (GRD)



AHU1/child

Asset				
Asset Name	Location	a7	FINAL CFM	% to design
AHU1-AHU1-SGRD1				
Total			0	



Chetu Development

Project: 10 Jan 2023

Diffuser Supply (GRD)



AHU2/chi

Asset				
Asset Name	Location	a7	FINAL CFM	% to design
AHU1-AHU1-SGRD1				
Total			0	



Chetu Development

Project: 10 Jan 2023

Diffuser Supply (GRD)



F1/

Asset				
Asset Name	Location	a7	FINAL CFM	% to design
AHU1-AHU1-SGRD1				
Total			0	



Chetu Development

Project: 10 Jan 2023

Diffuser Supply (GRD)



SGRD1/QWAS

Asset				
Asset Name	Location	Area	FINAL CFM	% to design
AHU1-AHU1-SGRD1				
Total			0	



Chetu Development

Project: 10 Jan 2023

Diffuser Supply (GRD)



SGRD2/a

Asset				
Asset Name	Location	a7	FINAL CFM	% to design
AHU1-AHU1-SGRD1				
Total			0	



Chetu Development

Project: 10 Jan 2023

Diffuser Supply (GRD)



AHU1-AHU39/

Asset				
Asset Name	Location	a7	FINAL CFM	% to design
AHU1-AHU1-SGRD2				
Total			0	



Chetu Development

Project: 10 Jan 2023

Diffuser Supply (GRD)



AHU1/child

Asset				
Asset Name	Location	a7	FINAL CFM	% to design
AHU1-AHU1-SGRD2				
Total			0	



Chetu Development

Project: 10 Jan 2023

Diffuser Supply (GRD)



AHU2/chi

Asset				
Asset Name	Location	a7	FINAL CFM	% to design
AHU1-AHU1-SGRD2				
Total			0	



Chetu Development

Project: 10 Jan 2023

Diffuser Supply (GRD)



F1/

Asset				
Asset Name	Location	a7	FINAL CFM	% to design
AHU1-AHU1-SGRD2				
Total			0	



Chetu Development

Project: 10 Jan 2023

Diffuser Supply (GRD)



SGRD1/QWAS

Asset				
Asset Name	Location	Area	FINAL CFM	% to design
AHU1-AHU1-SGRD2				
Total			0	



Chetu Development

Project: 10 Jan 2023

Diffuser Supply (GRD)



SGRD2/a

Asset				
Asset Name	Location	a7	FINAL CFM	% to design
AHU1-AHU1-SGRD2				
Total			0	



Chetu Development

Project: 10 Jan 2023

Diffuser Supply (GRD)



AHU1-AHU39/

Asset				
Asset Name	Location	a7	FINAL CFM	% to design
AHU1-AHU1-SGRD3				
Total			0	



Chetu Development

Project: 10 Jan 2023

Diffuser Supply (GRD)



AHU1/child

Asset				
Asset Name	Location	a7	FINAL CFM	% to design
AHU1-AHU1-SGRD3				
Total			0	



Chetu Development

Project: 10 Jan 2023

Diffuser Supply (GRD)



AHU2/chi

Asset				
Asset Name	Location	a7	FINAL CFM	% to design
AHU1-AHU1-SGRD3				
Total			0	



Chetu Development

Project: 10 Jan 2023

Diffuser Supply (GRD)



F1/

Asset				
Asset Name	Location	a7	FINAL CFM	% to design
AHU1-AHU1-SGRD3				
Total			0	



Chetu Development

Project: 10 Jan 2023

Diffuser Supply (GRD)



SGRD1/QWAS

Asset				
Asset Name	Location	Area	FINAL CFM	% to design
AHU1-AHU1-SGRD3				
Total			0	



Chetu Development

Project: 10 Jan 2023

Diffuser Supply (GRD)



SGRD2/a

Asset				
Asset Name	Location	a7	FINAL CFM	% to design
AHU1-AHU1-SGRD3				
Total			0	



Chetu Development

Project: 10 Jan 2023

Diffuser Supply (GRD)



AHU1-AHU39/

Asset				
Asset Name	Location	a7	FINAL CFM	% to design
AHU1-AHU1-SGRD4				
Total			0	



Chetu Development

Project: 10 Jan 2023

Diffuser Supply (GRD)



AHU1/child

Asset				
Asset Name	Location	a7	FINAL CFM	% to design
AHU1-AHU1-SGRD4				
Total			0	



Chetu Development

Project: 10 Jan 2023

Diffuser Supply (GRD)



AHU2/chi

Asset				
Asset Name	Location	a7	FINAL CFM	% to design
AHU1-AHU1-SGRD4				
Total			0	



Chetu Development

Project: 10 Jan 2023

Diffuser Supply (GRD)



F1/

Asset				
Asset Name	Location	a7	FINAL CFM	% to design
AHU1-AHU1-SGRD4				
Total			0	



Chetu Development

Project: 10 Jan 2023

Diffuser Supply (GRD)



SGRD1/QWAS

Asset				
Asset Name	Location	Area	FINAL CFM	% to design
AHU1-AHU1-SGRD4				
Total			0	



Chetu Development

Project: 10 Jan 2023

Diffuser Supply (GRD)



SGRD2/a

Asset				
Asset Name	Location	a7	FINAL CFM	% to design
AHU1-AHU1-SGRD4				
Total			0	



Chetu Development

Project: 10 Jan 2023

Diffuser Supply (GRD)



AHU1-AHU39/

Asset				
Asset Name	Location	a7	FINAL CFM	% to design
AHU1-AHU1-SGRD5				
Total			0	



Chetu Development

Project: 10 Jan 2023

Diffuser Supply (GRD)



AHU1/child

Asset				
Asset Name	Location	a7	FINAL CFM	% to design
AHU1-AHU1-SGRD5				
Total			0	



Chetu Development

Project: 10 Jan 2023

Diffuser Supply (GRD)



AHU2/chi

Asset				
Asset Name	Location	a7	FINAL CFM	% to design
AHU1-AHU1-SGRD5				
Total			0	



Chetu Development

Project: 10 Jan 2023

Diffuser Supply (GRD)



F1/

Asset				
Asset Name	Location	a7	FINAL CFM	% to design
AHU1-AHU1-SGRD5				
Total			0	



Chetu Development

Project: 10 Jan 2023

Diffuser Supply (GRD)



SGRD1/QWAS

Asset				
Asset Name	Location	Area	FINAL CFM	% to design
AHU1-AHU1-SGRD5				
Total			0	



Chetu Development

Project: 10 Jan 2023

Diffuser Supply (GRD)



SGRD2/a

Asset				
Asset Name	Location	a7	FINAL CFM	% to design
AHU1-AHU1-SGRD5				
Total			0	



Chetu Development

Project: 10 Jan 2023

Diffuser Supply (GRD)



AHU1-AHU39/

Asset				
Asset Name	Location	a7	FINAL CFM	% to design
AHU1-AHU1-SGRD6				
Total			0	



Chetu Development

Project: 10 Jan 2023

Diffuser Supply (GRD)



AHU1/child

Asset				
Asset Name	Location	a7	FINAL CFM	% to design
AHU1-AHU1-SGRD6				
Total			0	



Chetu Development

Project: 10 Jan 2023

Diffuser Supply (GRD)



AHU2/chi

Asset				
Asset Name	Location	a7	FINAL CFM	% to design
AHU1-AHU1-SGRD6				
Total			0	



Chetu Development

Project: 10 Jan 2023

Diffuser Supply (GRD)



F1/

Asset				
Asset Name	Location	a7	FINAL CFM	% to design
AHU1-AHU1-SGRD6				
Total			0	



Chetu Development

Project: 10 Jan 2023

Diffuser Supply (GRD)



SGRD1/QWAS

Asset				
Asset Name	Location	Area	FINAL CFM	% to design
AHU1-AHU1-SGRD6				
Total			0	



Chetu Development

Project: 10 Jan 2023

Diffuser Supply (GRD)



SGRD2/a

Asset				
Asset Name	Location	a7	FINAL CFM	% to design
AHU1-AHU1-SGRD6				
Total			0	



Chetu Development

Project: 10 Jan 2023

Diffuser Supply (GRD)



AHU1-AHU39/

Asset				
Asset Name	Location	a7	FINAL CFM	% to design
AHU1-AHU1-SGRD7				
Total			0	



Chetu Development

Project: 10 Jan 2023

Diffuser Supply (GRD)



AHU1/child

Asset				
Asset Name	Location	a7	FINAL CFM	% to design
AHU1-AHU1-SGRD7				
Total			0	



Chetu Development

Project: 10 Jan 2023

Diffuser Supply (GRD)



AHU2/chi

Asset				
Asset Name	Location	a7	FINAL CFM	% to design
AHU1-AHU1-SGRD7				
Total			0	



Chetu Development

Project: 10 Jan 2023

Diffuser Supply (GRD)



F1/

Asset				
Asset Name	Location	a7	FINAL CFM	% to design
AHU1-AHU1-SGRD7				
Total			0	



Chetu Development

Project: 10 Jan 2023

Diffuser Supply (GRD)



SGRD1/QWAS

Asset				
Asset Name	Location	Area	FINAL CFM	% to design
AHU1-AHU1-SGRD7				
Total			0	



Chetu Development

Project: 10 Jan 2023

Diffuser Supply (GRD)



SGRD2/a

Asset				
Asset Name	Location	a7	FINAL CFM	% to design
AHU1-AHU1-SGRD7				
Total			0	



Chetu Development

Project: 10 Jan 2023

Diffuser Supply (GRD)



AHU1-AHU39/

Asset				
Asset Name	Location	a7	FINAL CFM	% to design
AHU1-AHU1-SGRD8				
Total			0	



Chetu Development

Project: 10 Jan 2023

Diffuser Supply (GRD)



AHU1/child

Asset				
Asset Name	Location	a7	FINAL CFM	% to design
AHU1-AHU1-SGRD8				
Total			0	



Chetu Development

Project: 10 Jan 2023

Diffuser Supply (GRD)



AHU2/chi

Asset				
Asset Name	Location	a7	FINAL CFM	% to design
AHU1-AHU1-SGRD8				
Total			0	



Chetu Development

Project: 10 Jan 2023

Diffuser Supply (GRD)



F1/

Asset				
Asset Name	Location	a7	FINAL CFM	% to design
AHU1-AHU1-SGRD8				
Total			0	



Chetu Development

Project: 10 Jan 2023

Diffuser Supply (GRD)



SGRD1/QWAS

Asset				
Asset Name	Location	Area	FINAL CFM	% to design
AHU1-AHU1-SGRD8				
Total			0	



Chetu Development

Project: 10 Jan 2023

Diffuser Supply (GRD)



SGRD2/a

Asset				
Asset Name	Location	a7	FINAL CFM	% to design
AHU1-AHU1-SGRD8				
Total			0	



Chetu Development

Project: 10 Jan 2023

Diffuser Supply (GRD)



AHU1-AHU39/

Asset				
Asset Name	Location	a7	FINAL CFM	% to design
AHU1-AHU1-SGRD9				
Total			0	



Chetu Development

Project: 10 Jan 2023

Diffuser Supply (GRD)



AHU1/child

Asset				
Asset Name	Location	a7	FINAL CFM	% to design
AHU1-AHU1-SGRD9				
Total			0	



Chetu Development

Project: 10 Jan 2023

Diffuser Supply (GRD)



AHU2/chi

Asset				
Asset Name	Location	a7	FINAL CFM	% to design
AHU1-AHU1-SGRD9				
Total			0	



Chetu Development

Project: 10 Jan 2023

Diffuser Supply (GRD)



F1/

Asset				
Asset Name	Location	a7	FINAL CFM	% to design
AHU1-AHU1-SGRD9				
Total			0	



Chetu Development

Project: 10 Jan 2023

Diffuser Supply (GRD)



SGRD1/QWAS

Asset				
Asset Name	Location	Area	FINAL CFM	% to design
AHU1-AHU1-SGRD9				
Total			0	



Chetu Development

Project: 10 Jan 2023

Diffuser Supply (GRD)



SGRD2/a

Asset				
Asset Name	Location	a7	FINAL CFM	% to design
AHU1-AHU1-SGRD9				
Total			0	



Chetu Development

Project: 10 Jan 2023

Diffuser Supply (GRD)



AHU1-AHU39/

Asset				
Asset Name	Location	a7	FINAL CFM	% to design
AHU1-AHU1-SGRD10				
Total			0	



Chetu Development

Project: 10 Jan 2023

Diffuser Supply (GRD)



AHU1/child

Asset				
Asset Name	Location	a7	FINAL CFM	% to design
AHU1-AHU1-SGRD10				
Total			0	



Chetu Development

Project: 10 Jan 2023

Diffuser Supply (GRD)



AHU2/chi

Asset				
Asset Name	Location	a7	FINAL CFM	% to design
AHU1-AHU1-SGRD10				
Total			0	



Chetu Development

Project: 10 Jan 2023

Diffuser Supply (GRD)



F1/

Asset				
Asset Name	Location	a7	FINAL CFM	% to design
AHU1-AHU1-SGRD10				
Total			0	



Chetu Development

Project: 10 Jan 2023

Diffuser Supply (GRD)



SGRD1/QWAS

Asset			
Asset Name	Location	FINAL CFM	% to design
AHU1-AHU1-SGRD10			
Total		0	



Chetu Development

Project: 10 Jan 2023

Diffuser Supply (GRD)



SGRD2/a

Asset				
Asset Name	Location	a7	FINAL CFM	% to design
AHU1-AHU1-SGRD10				
Total			0	



Chetu Development

Project: 10 Jan 2023

Diffuser Supply (GRD)



AHU1-AHU39/

Asset				
Asset Name	Location	a7	FINAL CFM	% to design
AHU1-AHU1-SGRD11				
Total			0	



Chetu Development

Project: 10 Jan 2023

Diffuser Supply (GRD)



AHU1/child

Asset				
Asset Name	Location	a7	FINAL CFM	% to design
AHU1-AHU1-SGRD11				
Total			0	



Chetu Development

Project: 10 Jan 2023

Diffuser Supply (GRD)



AHU2/chi

Asset				
Asset Name	Location	a7	FINAL CFM	% to design
AHU1-AHU1-SGRD11				
Total			0	



Chetu Development

Project: 10 Jan 2023

Diffuser Supply (GRD)



F1/

Asset				
Asset Name	Location	a7	FINAL CFM	% to design
AHU1-AHU1-SGRD11				
Total			0	



Chetu Development

Project: 10 Jan 2023

Diffuser Supply (GRD)



SGRD1/QWAS

Asset			
Asset Name	Location	FINAL CFM	% to design
AHU1-AHU1-SGRD11			
Total		0	



Chetu Development

Project: 10 Jan 2023

Diffuser Supply (GRD)



SGRD2/a

Asset				
Asset Name	Location	a7	FINAL CFM	% to design
AHU1-AHU1-SGRD11				
Total			0	



Chetu Development

Project: 10 Jan 2023

Diffuser Supply (GRD)



AHU1-AHU39/

Asset				
Asset Name	Location	a7	FINAL CFM	% to design
AHU1-AHU1-SGRD12				
Total			0	



Chetu Development

Project: 10 Jan 2023

Diffuser Supply (GRD)



AHU1/child

Asset				
Asset Name	Location	a7	FINAL CFM	% to design
AHU1-AHU1-SGRD12				
Total			0	



Chetu Development

Project: 10 Jan 2023

Diffuser Supply (GRD)



AHU2/chi

Asset				
Asset Name	Location	a7	FINAL CFM	% to design
AHU1-AHU1-SGRD12				
Total			0	



Chetu Development

Project: 10 Jan 2023

Diffuser Supply (GRD)



F1/

Asset				
Asset Name	Location	a7	FINAL CFM	% to design
AHU1-AHU1-SGRD12				
Total			0	



Chetu Development

Project: 10 Jan 2023

Diffuser Supply (GRD)



SGRD1/QWAS

Asset			
Asset Name	Location	FINAL CFM	% to design
AHU1-AHU1-SGRD12			
Total		0	



Chetu Development

Project: 10 Jan 2023

Diffuser Supply (GRD)



SGRD2/a

Asset				
Asset Name	Location	a7	FINAL CFM	% to design
AHU1-AHU1-SGRD12				
Total			0	



Chetu Development

Project: 10 Jan 2023

Diffuser Supply (GRD)



AHU1-AHU39/

Asset				
Asset Name	Location	a7	FINAL CFM	% to design
AHU1-AHU1-SGRD13				
Total			0	



Chetu Development

Project: 10 Jan 2023

Diffuser Supply (GRD)



AHU1/child

Asset				
Asset Name	Location	a7	FINAL CFM	% to design
AHU1-AHU1-SGRD13				
Total			0	



Chetu Development

Project: 10 Jan 2023

Diffuser Supply (GRD)



AHU2/chi

Asset				
Asset Name	Location	a7	FINAL CFM	% to design
AHU1-AHU1-SGRD13				
Total			0	



Chetu Development

Project: 10 Jan 2023

Diffuser Supply (GRD)



F1/

Asset				
Asset Name	Location	a7	FINAL CFM	% to design
AHU1-AHU1-SGRD13				
Total			0	



Chetu Development

Project: 10 Jan 2023

Diffuser Supply (GRD)



SGRD1/QWAS

Asset			
Asset Name	Location	FINAL CFM	% to design
AHU1-AHU1-SGRD13			
Total		0	



Chetu Development

Project: 10 Jan 2023

Diffuser Supply (GRD)



SGRD2/a

Asset				
Asset Name	Location	a7	FINAL CFM	% to design
AHU1-AHU1-SGRD13				
Total			0	



Chetu Development

Project: 10 Jan 2023

Diffuser Supply (GRD)



AHU1-AHU39/

Asset				
Asset Name	Location	a7	FINAL CFM	% to design
AHU1-AHU1-SGRD14				
Total			0	



Chetu Development

Project: 10 Jan 2023

Diffuser Supply (GRD)



AHU1/child

Asset				
Asset Name	Location	a7	FINAL CFM	% to design
AHU1-AHU1-SGRD14				
Total			0	



Chetu Development

Project: 10 Jan 2023

Diffuser Supply (GRD)



AHU2/chi

Asset				
Asset Name	Location	a7	FINAL CFM	% to design
AHU1-AHU1-SGRD14				
Total			0	



Chetu Development

Project: 10 Jan 2023

Diffuser Supply (GRD)



F1/

Asset				
Asset Name	Location	a7	FINAL CFM	% to design
AHU1-AHU1-SGRD14				
Total			0	



Chetu Development

Project: 10 Jan 2023

Diffuser Supply (GRD)



SGRD1/QWAS

Asset			
Asset Name	Location	FINAL CFM	% to design
AHU1-AHU1-SGRD14			
Total		0	



Chetu Development

Project: 10 Jan 2023

Diffuser Supply (GRD)



SGRD2/a

Asset				
Asset Name	Location	a7	FINAL CFM	% to design
AHU1-AHU1-SGRD14				
Total			0	



Chetu Development

Project: 10 Jan 2023

Diffuser Supply (GRD)



AHU1-AHU39/

Asset				
Asset Name	Location	a7	FINAL CFM	% to design
AHU1-AHU1-SGRD15				
Total			0	



Chetu Development

Project: 10 Jan 2023

Diffuser Supply (GRD)



AHU1/child

Asset				
Asset Name	Location	a7	FINAL CFM	% to design
AHU1-AHU1-SGRD15				
Total			0	



Chetu Development

Project: 10 Jan 2023

Diffuser Supply (GRD)



AHU2/chi

Asset				
Asset Name	Location	a7	FINAL CFM	% to design
AHU1-AHU1-SGRD15				
Total			0	



Chetu Development

Project: 10 Jan 2023

Diffuser Supply (GRD)



F1/

Asset				
Asset Name	Location	a7	FINAL CFM	% to design
AHU1-AHU1-SGRD15				
Total			0	



Chetu Development

Project: 10 Jan 2023

Diffuser Supply (GRD)



SGRD1/QWAS

Asset				
Asset Name	Location	Area	FINAL CFM	% to design
AHU1-AHU1-SGRD15				
Total			0	



Chetu Development

Project: 10 Jan 2023

Diffuser Supply (GRD)



SGRD2/a

Asset				
Asset Name	Location	a7	FINAL CFM	% to design
AHU1-AHU1-SGRD15				
Total			0	



Chetu Development

Project: 10 Jan 2023

Diffuser Supply (GRD)



AHU1-AHU39/

Asset				
Asset Name	Location	a7	FINAL CFM	% to design
AHU1-AHU1-SGRD16				
Total			0	



Chetu Development

Project: 10 Jan 2023

Diffuser Supply (GRD)



AHU1/child

Asset				
Asset Name	Location	a7	FINAL CFM	% to design
AHU1-AHU1-SGRD16				
Total			0	



Chetu Development

Project: 10 Jan 2023

Diffuser Supply (GRD)



AHU2/chi

Asset				
Asset Name	Location	a7	FINAL CFM	% to design
AHU1-AHU1-SGRD16				
Total			0	



Chetu Development

Project: 10 Jan 2023

Diffuser Supply (GRD)



F1/

Asset				
Asset Name	Location	a7	FINAL CFM	% to design
AHU1-AHU1-SGRD16				
Total			0	



Chetu Development

Project: 10 Jan 2023

Diffuser Supply (GRD)



SGRD1/QWAS

Asset				
Asset Name	Location	Area	FINAL CFM	% to design
AHU1-AHU1-SGRD16				
Total			0	



Chetu Development

Project: 10 Jan 2023

Diffuser Supply (GRD)



SGRD2/a

Asset				
Asset Name	Location	a7	FINAL CFM	% to design
AHU1-AHU1-SGRD16				
Total			0	



Chetu Development

Project: 10 Jan 2023

Diffuser Supply (GRD)



AHU1-AHU39/

Asset				
Asset Name	Location	a7	FINAL CFM	% to design
AHU1-AHU1-SGRD17				
Total			0	



Chetu Development

Project: 10 Jan 2023

Diffuser Supply (GRD)



AHU1/child

Asset				
Asset Name	Location	a7	FINAL CFM	% to design
AHU1-AHU1-SGRD17				
Total			0	



Chetu Development

Project: 10 Jan 2023

Diffuser Supply (GRD)



AHU2/chi

Asset				
Asset Name	Location	a7	FINAL CFM	% to design
AHU1-AHU1-SGRD17				
Total			0	



Chetu Development

Project: 10 Jan 2023

Diffuser Supply (GRD)



F1/

Asset				
Asset Name	Location	a7	FINAL CFM	% to design
AHU1-AHU1-SGRD17				
Total			0	



Chetu Development

Project: 10 Jan 2023

Diffuser Supply (GRD)



SGRD1/QWAS

Asset				
Asset Name	Location	Area	FINAL CFM	% to design
AHU1-AHU1-SGRD17				
Total			0	



Chetu Development

Project: 10 Jan 2023

Diffuser Supply (GRD)



SGRD2/a

Asset				
Asset Name	Location	a7	FINAL CFM	% to design
AHU1-AHU1-SGRD17				
Total			0	



Chetu Development

Project: 10 Jan 2023

Diffuser Supply (GRD)



AHU1-AHU39/

Asset				
Asset Name	Location	a7	FINAL CFM	% to design
AHU1-AHU1-SGRD18				
Total			0	



Chetu Development

Project: 10 Jan 2023

Diffuser Supply (GRD)



AHU1/child

Asset				
Asset Name	Location	a7	FINAL CFM	% to design
AHU1-AHU1-SGRD18				
Total			0	



Chetu Development

Project: 10 Jan 2023

Diffuser Supply (GRD)



AHU2/chi

Asset				
Asset Name	Location	a7	FINAL CFM	% to design
AHU1-AHU1-SGRD18				
Total			0	



Chetu Development

Project: 10 Jan 2023

Diffuser Supply (GRD)



F1/

Asset				
Asset Name	Location	a7	FINAL CFM	% to design
AHU1-AHU1-SGRD18				
Total			0	



Chetu Development

Project: 10 Jan 2023

Diffuser Supply (GRD)



SGRD1/QWAS

Asset				
Asset Name	Location	Area	FINAL CFM	% to design
AHU1-AHU1-SGRD18				
Total			0	



Chetu Development

Project: 10 Jan 2023

Diffuser Supply (GRD)



SGRD2/a

Asset				
Asset Name	Location	a7	FINAL CFM	% to design
AHU1-AHU1-SGRD18				
Total			0	



Chetu Development

Project: 10 Jan 2023

Diffuser Supply (GRD)



AHU1-AHU39/

Asset				
Asset Name	Location	a7	FINAL CFM	% to design
AHU1-AHU1-SGRD19				
Total			0	



Chetu Development

Project: 10 Jan 2023

Diffuser Supply (GRD)



AHU1/child

Asset				
Asset Name	Location	a7	FINAL CFM	% to design
AHU1-AHU1-SGRD19				
Total			0	



Chetu Development

Project: 10 Jan 2023

Diffuser Supply (GRD)



AHU2/chi

Asset				
Asset Name	Location	a7	FINAL CFM	% to design
AHU1-AHU1-SGRD19				
Total			0	



Chetu Development

Project: 10 Jan 2023

Diffuser Supply (GRD)



F1/

Asset				
Asset Name	Location	a7	FINAL CFM	% to design
AHU1-AHU1-SGRD19				
Total			0	



Chetu Development

Project: 10 Jan 2023

Diffuser Supply (GRD)



SGRD1/QWAS

Asset				
Asset Name	Location	Area	FINAL CFM	% to design
AHU1-AHU1-SGRD19				
Total			0	



Chetu Development

Project: 10 Jan 2023

Diffuser Supply (GRD)



SGRD2/a

Asset				
Asset Name	Location	a7	FINAL CFM	% to design
AHU1-AHU1-SGRD19				
Total			0	



Chetu Development

Project: 10 Jan 2023

Diffuser Supply (GRD)



AHU1-AHU39/

Asset				
Asset Name	Location	a7	FINAL CFM	% to design
AHU1-AHU1-SGRD20				
Total			0	



Chetu Development

Project: 10 Jan 2023

Diffuser Supply (GRD)



AHU1/child

Asset				
Asset Name	Location	a7	FINAL CFM	% to design
AHU1-AHU1-SGRD20				
Total			0	



Chetu Development

Project: 10 Jan 2023

Diffuser Supply (GRD)



AHU2/chi

Asset				
Asset Name	Location	a7	FINAL CFM	% to design
AHU1-AHU1-SGRD20				
Total			0	



Chetu Development

Project: 10 Jan 2023

Diffuser Supply (GRD)



F1/

Asset				
Asset Name	Location	a7	FINAL CFM	% to design
AHU1-AHU1-SGRD20				
Total			0	



Chetu Development

Project: 10 Jan 2023

Diffuser Supply (GRD)



SGRD1/QWAS

Asset				
Asset Name	Location	Area	FINAL CFM	% to design
AHU1-AHU1-SGRD20				
Total			0	



Chetu Development

Project: 10 Jan 2023

Diffuser Supply (GRD)



SGRD2/a

Asset				
Asset Name	Location	a7	FINAL CFM	% to design
AHU1-AHU1-SGRD20				
Total			0	



Chetu Development

Project: 10 Jan 2023

Diffuser Supply (GRD)



AHU1-AHU39/

Asset				
Asset Name	Location	a7	FINAL CFM	% to design
AHU1-AHU1-SGRD21				
Total			0	



Chetu Development

Project: 10 Jan 2023

Diffuser Supply (GRD)



AHU1/child

Asset				
Asset Name	Location	a7	FINAL CFM	% to design
AHU1-AHU1-SGRD21				
Total			0	



Chetu Development

Project: 10 Jan 2023

Diffuser Supply (GRD)



AHU2/chi

Asset				
Asset Name	Location	a7	FINAL CFM	% to design
AHU1-AHU1-SGRD21				
Total			0	



Chetu Development

Project: 10 Jan 2023

Diffuser Supply (GRD)



F1/

Asset				
Asset Name	Location	a7	FINAL CFM	% to design
AHU1-AHU1-SGRD21				
Total			0	



Chetu Development

Project: 10 Jan 2023

Diffuser Supply (GRD)



SGRD1/QWAS

Asset				
Asset Name	Location	Area	FINAL CFM	% to design
AHU1-AHU1-SGRD21				
Total			0	



Chetu Development

Project: 10 Jan 2023

Diffuser Supply (GRD)



SGRD2/a

Asset				
Asset Name	Location	a7	FINAL CFM	% to design
AHU1-AHU1-SGRD21				
Total			0	



Chetu Development

Project: 10 Jan 2023

Diffuser Supply (GRD)



AHU1-AHU39/

Asset				
Asset Name	Location	a7	FINAL CFM	% to design
AHU1-AHU1-SGRD22				
Total			0	



Chetu Development

Project: 10 Jan 2023

Diffuser Supply (GRD)



AHU1/child

Asset				
Asset Name	Location	a7	FINAL CFM	% to design
AHU1-AHU1-SGRD22				
Total			0	



Chetu Development

Project: 10 Jan 2023

Diffuser Supply (GRD)



AHU2/chi

Asset				
Asset Name	Location	a7	FINAL CFM	% to design
AHU1-AHU1-SGRD22				
Total			0	



Chetu Development

Project: 10 Jan 2023

Diffuser Supply (GRD)



F1/

Asset				
Asset Name	Location	a7	FINAL CFM	% to design
AHU1-AHU1-SGRD22				
Total			0	



Chetu Development

Project: 10 Jan 2023

Diffuser Supply (GRD)



SGRD1/QWAS

Asset				
Asset Name	Location	Area	FINAL CFM	% to design
AHU1-AHU1-SGRD22				
Total			0	



Chetu Development

Project: 10 Jan 2023

Diffuser Supply (GRD)



SGRD2/a

Asset				
Asset Name	Location	a7	FINAL CFM	% to design
AHU1-AHU1-SGRD22				
Total			0	



Chetu Development

Project: 10 Jan 2023

Diffuser Supply (GRD)



AHU1-AHU39/

Asset				
Asset Name	Location	a7	FINAL CFM	% to design
AHU1-AHU1-SGRD23				
Total			0	



Chetu Development

Project: 10 Jan 2023

Diffuser Supply (GRD)



AHU1/child

Asset				
Asset Name	Location	a7	FINAL CFM	% to design
AHU1-AHU1-SGRD23				
Total			0	



Chetu Development

Project: 10 Jan 2023

Diffuser Supply (GRD)



AHU2/chi

Asset				
Asset Name	Location	a7	FINAL CFM	% to design
AHU1-AHU1-SGRD23				
Total			0	



Chetu Development

Project: 10 Jan 2023

Diffuser Supply (GRD)



F1/

Asset				
Asset Name	Location	a7	FINAL CFM	% to design
AHU1-AHU1-SGRD23				
Total			0	



Chetu Development

Project: 10 Jan 2023

Diffuser Supply (GRD)



SGRD1/QWAS

Asset				
Asset Name	Location	Area	FINAL CFM	% to design
AHU1-AHU1-SGRD23				
Total			0	



Chetu Development

Project: 10 Jan 2023

Diffuser Supply (GRD)



SGRD2/a

Asset				
Asset Name	Location	a7	FINAL CFM	% to design
AHU1-AHU1-SGRD23				
Total			0	



Chetu Development

Project: 10 Jan 2023

Diffuser Supply (GRD)



AHU1-AHU39/

Asset				
Asset Name	Location	a7	FINAL CFM	% to design
AHU1-AHU1-SGRD24				
Total			0	



Chetu Development

Project: 10 Jan 2023

Diffuser Supply (GRD)



AHU1/child

Asset				
Asset Name	Location	a7	FINAL CFM	% to design
AHU1-AHU1-SGRD24				
Total			0	



Chetu Development

Project: 10 Jan 2023

Diffuser Supply (GRD)



AHU2/chi

Asset				
Asset Name	Location	a7	FINAL CFM	% to design
AHU1-AHU1-SGRD24				
Total			0	



Chetu Development

Project: 10 Jan 2023

Diffuser Supply (GRD)



F1/

Asset				
Asset Name	Location	a7	FINAL CFM	% to design
AHU1-AHU1-SGRD24				
Total			0	



Chetu Development

Project: 10 Jan 2023

Diffuser Supply (GRD)



SGRD1/QWAS

Asset				
Asset Name	Location	Area	FINAL CFM	% to design
AHU1-AHU1-SGRD24				
Total			0	



Chetu Development

Project: 10 Jan 2023

Diffuser Supply (GRD)



SGRD2/a

Asset				
Asset Name	Location	a7	FINAL CFM	% to design
AHU1-AHU1-SGRD24				
Total			0	



Chetu Development

Project: 10 Jan 2023

Diffuser Supply (GRD)



AHU1-AHU39/

Asset				
Asset Name	Location	a7	FINAL CFM	% to design
AHU1-AHU1-SGRD25				
Total			0	



Chetu Development

Project: 10 Jan 2023

Diffuser Supply (GRD)



AHU1/child

Asset				
Asset Name	Location	a7	FINAL CFM	% to design
AHU1-AHU1-SGRD25				
Total			0	



Chetu Development

Project: 10 Jan 2023

Diffuser Supply (GRD)



AHU2/chi

Asset				
Asset Name	Location	a7	FINAL CFM	% to design
AHU1-AHU1-SGRD25				
Total			0	



Chetu Development

Project: 10 Jan 2023

Diffuser Supply (GRD)



F1/

Asset				
Asset Name	Location	a7	FINAL CFM	% to design
AHU1-AHU1-SGRD25				
Total			0	



Chetu Development

Project: 10 Jan 2023

Diffuser Supply (GRD)



SGRD1/QWAS

Asset			
Asset Name	Location	FINAL CFM	% to design
AHU1-AHU1-SGRD25			
Total		0	



Chetu Development

Project: 10 Jan 2023

Diffuser Supply (GRD)



SGRD2/a

Asset				
Asset Name	Location	a7	FINAL CFM	% to design
AHU1-AHU1-SGRD25				
Total			0	



Chetu Development

Project: 10 Jan 2023

Diffuser Supply (GRD)



AHU1-AHU39/

Asset				
Asset Name	Location	a7	FINAL CFM	% to design
AHU1-AHU1-SGRD26				
Total			0	



Chetu Development

Project: 10 Jan 2023

Diffuser Supply (GRD)



AHU1/child

Asset				
Asset Name	Location	a7	FINAL CFM	% to design
AHU1-AHU1-SGRD26				
Total			0	



Chetu Development

Project: 10 Jan 2023

Diffuser Supply (GRD)



AHU2/chi

Asset				
Asset Name	Location	a7	FINAL CFM	% to design
AHU1-AHU1-SGRD26				
Total			0	



Chetu Development

Project: 10 Jan 2023

Diffuser Supply (GRD)



F1/

Asset				
Asset Name	Location	a7	FINAL CFM	% to design
AHU1-AHU1-SGRD26				
Total			0	



Chetu Development

Project: 10 Jan 2023

Diffuser Supply (GRD)



SGRD1/QWAS

Asset				
Asset Name	Location	Area	FINAL CFM	% to design
AHU1-AHU1-SGRD26				
Total			0	



Chetu Development

Project: 10 Jan 2023

Diffuser Supply (GRD)



SGRD2/a

Asset				
Asset Name	Location	a7	FINAL CFM	% to design
AHU1-AHU1-SGRD26				
Total			0	



Chetu Development

Project: 10 Jan 2023

Diffuser Supply (GRD)



AHU1-AHU39/

Asset				
Asset Name	Location	a7	FINAL CFM	% to design
AHU1-AHU1-SGRD27				
Total			0	



Chetu Development

Project: 10 Jan 2023

Diffuser Supply (GRD)



AHU1/child

Asset				
Asset Name	Location	a7	FINAL CFM	% to design
AHU1-AHU1-SGRD27				
Total			0	



Chetu Development

Project: 10 Jan 2023

Diffuser Supply (GRD)



AHU2/chi

Asset				
Asset Name	Location	a7	FINAL CFM	% to design
AHU1-AHU1-SGRD27				
Total			0	



Chetu Development

Project: 10 Jan 2023

Diffuser Supply (GRD)



F1/

Asset				
Asset Name	Location	a7	FINAL CFM	% to design
AHU1-AHU1-SGRD27				
Total			0	



Chetu Development

Project: 10 Jan 2023

Diffuser Supply (GRD)



SGRD1/QWAS

Asset				
Asset Name	Location	Area	FINAL CFM	% to design
AHU1-AHU1-SGRD27				
Total			0	



Chetu Development

Project: 10 Jan 2023

Diffuser Supply (GRD)



SGRD2/a

Asset				
Asset Name	Location	a7	FINAL CFM	% to design
AHU1-AHU1-SGRD27				
Total			0	



Chetu Development

Project: 10 Jan 2023

Diffuser Supply (GRD)



AHU1-AHU39/

Asset				
Asset Name	Location	a7	FINAL CFM	% to design
AHU1-AHU1-SGRD28				
Total			0	



Chetu Development

Project: 10 Jan 2023

Diffuser Supply (GRD)



AHU1/child

Asset				
Asset Name	Location	a7	FINAL CFM	% to design
AHU1-AHU1-SGRD28				
Total			0	



Chetu Development

Project: 10 Jan 2023

Diffuser Supply (GRD)



AHU2/chi

Asset				
Asset Name	Location	a7	FINAL CFM	% to design
AHU1-AHU1-SGRD28				
Total			0	



Chetu Development

Project: 10 Jan 2023

Diffuser Supply (GRD)



F1/

Asset				
Asset Name	Location	a7	FINAL CFM	% to design
AHU1-AHU1-SGRD28				
Total			0	



Chetu Development

Project: 10 Jan 2023

Diffuser Supply (GRD)



SGRD1/QWAS

Asset			
Asset Name	Location	FINAL CFM	% to design
AHU1-AHU1-SGRD28			
Total		0	



Chetu Development

Project: 10 Jan 2023

Diffuser Supply (GRD)



SGRD2/a

Asset				
Asset Name	Location	a7	FINAL CFM	% to design
AHU1-AHU1-SGRD28				
Total			0	



Chetu Development

Project: 10 Jan 2023

Diffuser Supply (GRD)



AHU1-AHU39/

Asset				
Asset Name	Location	a7	FINAL CFM	% to design
AHU1-AHU1-SGRD29				
Total			0	



Chetu Development

Project: 10 Jan 2023

Diffuser Supply (GRD)



AHU1/child

Asset				
Asset Name	Location	a7	FINAL CFM	% to design
AHU1-AHU1-SGRD29				
Total			0	



Chetu Development

Project: 10 Jan 2023

Diffuser Supply (GRD)



AHU2/chi

Asset				
Asset Name	Location	a7	FINAL CFM	% to design
AHU1-AHU1-SGRD29				
Total			0	



Chetu Development

Project: 10 Jan 2023

Diffuser Supply (GRD)



F1/

Asset				
Asset Name	Location	a7	FINAL CFM	% to design
AHU1-AHU1-SGRD29				
Total			0	



Chetu Development

Project: 10 Jan 2023

Diffuser Supply (GRD)



SGRD1/QWAS

Asset			
Asset Name	Location	FINAL CFM	% to design
AHU1-AHU1-SGRD29			
Total		0	



Chetu Development

Project: 10 Jan 2023

Diffuser Supply (GRD)



SGRD2/a

Asset				
Asset Name	Location	a7	FINAL CFM	% to design
AHU1-AHU1-SGRD29				
Total			0	



Chetu Development

Project: 10 Jan 2023

Diffuser Supply (GRD)



AHU1-AHU39/

Asset				
Asset Name	Location	a7	FINAL CFM	% to design
AHU1-AHU1-SGRD30				
Total			0	



Chetu Development

Project: 10 Jan 2023

Diffuser Supply (GRD)



AHU1/child

Asset				
Asset Name	Location	a7	FINAL CFM	% to design
AHU1-AHU1-SGRD30				
Total			0	



Chetu Development

Project: 10 Jan 2023

Diffuser Supply (GRD)



AHU2/chi

Asset				
Asset Name	Location	a7	FINAL CFM	% to design
AHU1-AHU1-SGRD30				
Total			0	



Chetu Development

Project: 10 Jan 2023

Diffuser Supply (GRD)



F1/

Asset				
Asset Name	Location	a7	FINAL CFM	% to design
AHU1-AHU1-SGRD30				
Total			0	



Chetu Development

Project: 10 Jan 2023

Diffuser Supply (GRD)



SGRD1/QWAS

Asset				
Asset Name	Location	Area	FINAL CFM	% to design
AHU1-AHU1-SGRD30				
Total			0	



Chetu Development

Project: 10 Jan 2023

Diffuser Supply (GRD)



SGRD2/a

Asset				
Asset Name	Location	a7	FINAL CFM	% to design
AHU1-AHU1-SGRD30				
Total			0	



Chetu Development

Project: 10 Jan 2023

Diffuser Supply (GRD)



AHU1-AHU39/

Asset				
Asset Name	Location	a7	FINAL CFM	% to design
AHU1-AHU1-SGRD31				
Total			0	



Chetu Development

Project: 10 Jan 2023

Diffuser Supply (GRD)



AHU1/child

Asset				
Asset Name	Location	a7	FINAL CFM	% to design
AHU1-AHU1-SGRD31				
Total			0	



Chetu Development

Project: 10 Jan 2023

Diffuser Supply (GRD)



AHU2/chi

Asset				
Asset Name	Location	a7	FINAL CFM	% to design
AHU1-AHU1-SGRD31				
Total			0	



Chetu Development

Project: 10 Jan 2023

Diffuser Supply (GRD)



F1/

Asset				
Asset Name	Location	a7	FINAL CFM	% to design
AHU1-AHU1-SGRD31				
Total			0	



Chetu Development

Project: 10 Jan 2023

Diffuser Supply (GRD)



SGRD1/QWAS

Asset				
Asset Name	Location	Area	FINAL CFM	% to design
AHU1-AHU1-SGRD31				
Total			0	



Chetu Development

Project: 10 Jan 2023

Diffuser Supply (GRD)



SGRD2/a

Asset				
Asset Name	Location	a7	FINAL CFM	% to design
AHU1-AHU1-SGRD31				
Total			0	



Chetu Development

Project: 10 Jan 2023

Diffuser Supply (GRD)



AHU1-AHU39/

Asset				
Asset Name	Location	a7	FINAL CFM	% to design
AHU1-AHU1-SGRD32				
Total			0	



Chetu Development

Project: 10 Jan 2023

Diffuser Supply (GRD)



AHU1/child

Asset				
Asset Name	Location	a7	FINAL CFM	% to design
AHU1-AHU1-SGRD32				
Total			0	



Chetu Development

Project: 10 Jan 2023

Diffuser Supply (GRD)



AHU2/chi

Asset				
Asset Name	Location	a7	FINAL CFM	% to design
AHU1-AHU1-SGRD32				
Total			0	



Chetu Development

Project: 10 Jan 2023

Diffuser Supply (GRD)



F1/

Asset				
Asset Name	Location	a7	FINAL CFM	% to design
AHU1-AHU1-SGRD32				
Total			0	



Chetu Development

Project: 10 Jan 2023

Diffuser Supply (GRD)



SGRD1/QWAS

Asset				
Asset Name	Location	Area	FINAL CFM	% to design
AHU1-AHU1-SGRD32				
Total			0	



Chetu Development

Project: 10 Jan 2023

Diffuser Supply (GRD)



SGRD2/a

Asset				
Asset Name	Location	a7	FINAL CFM	% to design
AHU1-AHU1-SGRD32				
Total			0	



Chetu Development

Project: 10 Jan 2023

Diffuser Supply (GRD)



AHU1-AHU39/

Asset				
Asset Name	Location	a7	FINAL CFM	% to design
AHU1-AHU1-SGRD33				
Total			0	



Chetu Development

Project: 10 Jan 2023

Diffuser Supply (GRD)



AHU1/child

Asset				
Asset Name	Location	a7	FINAL CFM	% to design
AHU1-AHU1-SGRD33				
Total			0	



Chetu Development

Project: 10 Jan 2023

Diffuser Supply (GRD)



AHU2/chi

Asset				
Asset Name	Location	a7	FINAL CFM	% to design
AHU1-AHU1-SGRD33				
Total			0	



Chetu Development

Project: 10 Jan 2023

Diffuser Supply (GRD)



F1/

Asset				
Asset Name	Location	a7	FINAL CFM	% to design
AHU1-AHU1-SGRD33				
Total			0	



Chetu Development

Project: 10 Jan 2023

Diffuser Supply (GRD)



SGRD1/QWAS

Asset				
Asset Name	Location	Area	FINAL CFM	% to design
AHU1-AHU1-SGRD33				
Total			0	



Chetu Development

Project: 10 Jan 2023

Diffuser Supply (GRD)



SGRD2/a

Asset				
Asset Name	Location	a7	FINAL CFM	% to design
AHU1-AHU1-SGRD33				
Total			0	



Chetu Development

Project: 10 Jan 2023

Diffuser Supply (GRD)



AHU1-AHU39/

Asset				
Asset Name	Location	a7	FINAL CFM	% to design
AHU1-AHU1-SGRD34				
Total			0	



Chetu Development

Project: 10 Jan 2023

Diffuser Supply (GRD)



AHU1/child

Asset				
Asset Name	Location	a7	FINAL CFM	% to design
AHU1-AHU1-SGRD34				
Total			0	



Chetu Development

Project: 10 Jan 2023

Diffuser Supply (GRD)



AHU2/chi

Asset				
Asset Name	Location	a7	FINAL CFM	% to design
AHU1-AHU1-SGRD34				
Total			0	



Chetu Development

Project: 10 Jan 2023

Diffuser Supply (GRD)



F1/

Asset				
Asset Name	Location	a7	FINAL CFM	% to design
AHU1-AHU1-SGRD34				
Total			0	



Chetu Development

Project: 10 Jan 2023

Diffuser Supply (GRD)



SGRD1/QWAS

Asset				
Asset Name	Location	Area	FINAL CFM	% to design
AHU1-AHU1-SGRD34				
Total			0	



Chetu Development

Project: 10 Jan 2023

Diffuser Supply (GRD)



SGRD2/a

Asset				
Asset Name	Location	a7	FINAL CFM	% to design
AHU1-AHU1-SGRD34				
Total			0	



Chetu Development

Project: 10 Jan 2023

Diffuser Supply (GRD)



AHU1-AHU39/

Asset				
Asset Name	Location	a7	FINAL CFM	% to design
AHU1-AHU1-SGRD35				
Total			0	



Chetu Development

Project: 10 Jan 2023

Diffuser Supply (GRD)



AHU1/child

Asset				
Asset Name	Location	a7	FINAL CFM	% to design
AHU1-AHU1-SGRD35				
Total			0	



Chetu Development

Project: 10 Jan 2023

Diffuser Supply (GRD)



AHU2/chi

Asset				
Asset Name	Location	a7	FINAL CFM	% to design
AHU1-AHU1-SGRD35				
Total			0	



Chetu Development

Project: 10 Jan 2023

Diffuser Supply (GRD)



F1/

Asset				
Asset Name	Location	a7	FINAL CFM	% to design
AHU1-AHU1-SGRD35				
Total			0	



Chetu Development

Project: 10 Jan 2023

Diffuser Supply (GRD)



SGRD1/QWAS

Asset				
Asset Name	Location	Area	FINAL CFM	% to design
AHU1-AHU1-SGRD35				
Total			0	



Chetu Development

Project: 10 Jan 2023

Diffuser Supply (GRD)



SGRD2/a

Asset				
Asset Name	Location	a7	FINAL CFM	% to design
AHU1-AHU1-SGRD35				
Total			0	



Chetu Development

Project: 10 Jan 2023

Diffuser Supply (GRD)



AHU1-AHU39/

Asset				
Asset Name	Location	a7	FINAL CFM	% to design
AHU1-AHU1-SGRD36				
Total			0	



Chetu Development

Project: 10 Jan 2023

Diffuser Supply (GRD)



AHU1/child

Asset				
Asset Name	Location	a7	FINAL CFM	% to design
AHU1-AHU1-SGRD36				
Total			0	



Chetu Development

Project: 10 Jan 2023

Diffuser Supply (GRD)



AHU2/chi

Asset				
Asset Name	Location	a7	FINAL CFM	% to design
AHU1-AHU1-SGRD36				
Total			0	



Chetu Development

Project: 10 Jan 2023

Diffuser Supply (GRD)



F1/

Asset				
Asset Name	Location	a7	FINAL CFM	% to design
AHU1-AHU1-SGRD36				
Total			0	



Chetu Development

Project: 10 Jan 2023

Diffuser Supply (GRD)



SGRD1/QWAS

Asset				
Asset Name	Location	Area	FINAL CFM	% to design
AHU1-AHU1-SGRD36				
Total			0	



Chetu Development

Project: 10 Jan 2023

Diffuser Supply (GRD)



SGRD2/a

Asset				
Asset Name	Location	a7	FINAL CFM	% to design
AHU1-AHU1-SGRD36				
Total			0	



Chetu Development

Project: 10 Jan 2023

Diffuser Supply (GRD)



AHU1-AHU39/

Asset				
Asset Name	Location	a7	FINAL CFM	% to design
AHU1-AHU1-SGRD37				
Total			0	



Chetu Development

Project: 10 Jan 2023

Diffuser Supply (GRD)



AHU1/child

Asset				
Asset Name	Location	a7	FINAL CFM	% to design
AHU1-AHU1-SGRD37				
Total			0	



Chetu Development

Project: 10 Jan 2023

Diffuser Supply (GRD)



AHU2/chi

Asset				
Asset Name	Location	a7	FINAL CFM	% to design
AHU1-AHU1-SGRD37				
Total			0	



Chetu Development

Project: 10 Jan 2023

Diffuser Supply (GRD)



F1/

Asset				
Asset Name	Location	a7	FINAL CFM	% to design
AHU1-AHU1-SGRD37				
Total			0	



Chetu Development

Project: 10 Jan 2023

Diffuser Supply (GRD)



SGRD1/QWAS

Asset			
Asset Name	Location	FINAL CFM	% to design
AHU1-AHU1-SGRD37			
Total		0	



Chetu Development

Project: 10 Jan 2023

Diffuser Supply (GRD)



SGRD2/a

Asset				
Asset Name	Location	a7	FINAL CFM	% to design
AHU1-AHU1-SGRD37				
Total			0	



Chetu Development

Project: 10 Jan 2023

Diffuser Supply (GRD)



AHU1-AHU39/

Asset				
Asset Name	Location	a7	FINAL CFM	% to design
AHU1-AHU1-SGRD38				
Total			0	



Chetu Development

Project: 10 Jan 2023

Diffuser Supply (GRD)



AHU1/child

Asset				
Asset Name	Location	a7	FINAL CFM	% to design
AHU1-AHU1-SGRD38				
Total			0	



Chetu Development

Project: 10 Jan 2023

Diffuser Supply (GRD)



AHU2/chi

Asset				
Asset Name	Location	a7	FINAL CFM	% to design
AHU1-AHU1-SGRD38				
Total			0	



Chetu Development

Project: 10 Jan 2023

Diffuser Supply (GRD)



F1/

Asset				
Asset Name	Location	a7	FINAL CFM	% to design
AHU1-AHU1-SGRD38				
Total			0	



Chetu Development

Project: 10 Jan 2023

Diffuser Supply (GRD)



SGRD1/QWAS

Asset			
Asset Name	Location	FINAL CFM	% to design
AHU1-AHU1-SGRD38			
Total		0	



Chetu Development

Project: 10 Jan 2023

Diffuser Supply (GRD)



SGRD2/a

Asset				
Asset Name	Location	a7	FINAL CFM	% to design
AHU1-AHU1-SGRD38				
Total			0	



Chetu Development

Project: 10 Jan 2023

Diffuser Supply (GRD)



AHU1-AHU39/

Asset				
Asset Name	Location	a7	FINAL CFM	% to design
AHU1-AHU1-SGRD39				
Total			0	



Chetu Development

Project: 10 Jan 2023

Diffuser Supply (GRD)



AHU1/child

Asset				
Asset Name	Location	a7	FINAL CFM	% to design
AHU1-AHU1-SGRD39				
Total			0	



Chetu Development

Project: 10 Jan 2023

Diffuser Supply (GRD)



AHU2/chi

Asset				
Asset Name	Location	a7	FINAL CFM	% to design
AHU1-AHU1-SGRD39				
Total			0	



Chetu Development

Project: 10 Jan 2023

Diffuser Supply (GRD)



F1/

Asset				
Asset Name	Location	a7	FINAL CFM	% to design
AHU1-AHU1-SGRD39				
Total			0	



Chetu Development

Project: 10 Jan 2023

Diffuser Supply (GRD)



SGRD1/QWAS

Asset			
Asset Name	Location	FINAL CFM	% to design
AHU1-AHU1-SGRD39			
Total		0	



Chetu Development

Project: 10 Jan 2023

Diffuser Supply (GRD)



SGRD2/a

Asset				
Asset Name	Location	a7	FINAL CFM	% to design
AHU1-AHU1-SGRD39				
Total			0	



Chetu Development

Project: 10 Jan 2023

Diffuser Supply (GRD)



AHU1-AHU39/

Asset				
Asset Name	Location	a7	FINAL CFM	% to design
AHU1-AHU1-SGRD40				
Total			0	



Chetu Development

Project: 10 Jan 2023

Diffuser Supply (GRD)



AHU1/child

Asset				
Asset Name	Location	a7	FINAL CFM	% to design
AHU1-AHU1-SGRD40				
Total			0	



Chetu Development

Project: 10 Jan 2023

Diffuser Supply (GRD)



AHU2/chi

Asset				
Asset Name	Location	a7	FINAL CFM	% to design
AHU1-AHU1-SGRD40				
Total			0	



Chetu Development

Project: 10 Jan 2023

Diffuser Supply (GRD)



F1/

Asset				
Asset Name	Location	a7	FINAL CFM	% to design
AHU1-AHU1-SGRD40				
Total			0	



Chetu Development

Project: 10 Jan 2023

Diffuser Supply (GRD)



SGRD1/QWAS

Asset				
Asset Name	Location	Area	FINAL CFM	% to design
AHU1-AHU1-SGRD40				
Total			0	



Chetu Development

Project: 10 Jan 2023

Diffuser Supply (GRD)



SGRD2/a

Asset				
Asset Name	Location	a7	FINAL CFM	% to design
AHU1-AHU1-SGRD40				
Total			0	



Chetu Development

Project: 10 Jan 2023

Diffuser Supply (GRD)



AHU1-AHU39/

Asset				
Asset Name	Location	a7	FINAL CFM	% to design
AHU1-AHU1-SGRD41				
Total			0	



Chetu Development

Project: 10 Jan 2023

Diffuser Supply (GRD)



AHU1/child

Asset				
Asset Name	Location	a7	FINAL CFM	% to design
AHU1-AHU1-SGRD41				
Total			0	



Chetu Development

Project: 10 Jan 2023

Diffuser Supply (GRD)



AHU2/chi

Asset				
Asset Name	Location	a7	FINAL CFM	% to design
AHU1-AHU1-SGRD41				
Total			0	



Chetu Development

Project: 10 Jan 2023

Diffuser Supply (GRD)



F1/

Asset				
Asset Name	Location	a7	FINAL CFM	% to design
AHU1-AHU1-SGRD41				
Total			0	



Chetu Development

Project: 10 Jan 2023

Diffuser Supply (GRD)



SGRD1/QWAS

Asset				
Asset Name	Location	Area	FINAL CFM	% to design
AHU1-AHU1-SGRD41				
Total			0	



Chetu Development

Project: 10 Jan 2023

Diffuser Supply (GRD)



SGRD2/a

Asset				
Asset Name	Location	a7	FINAL CFM	% to design
AHU1-AHU1-SGRD41				
Total			0	



Chetu Development

Project: 10 Jan 2023

Diffuser Supply (GRD)



AHU1-AHU39/

Asset				
Asset Name	Location	a7	FINAL CFM	% to design
AHU1-AHU1-SGRD42				
Total			0	



Chetu Development

Project: 10 Jan 2023

Diffuser Supply (GRD)



AHU1/child

Asset				
Asset Name	Location	a7	FINAL CFM	% to design
AHU1-AHU1-SGRD42				
Total			0	



Chetu Development

Project: 10 Jan 2023

Diffuser Supply (GRD)



AHU2/chi

Asset				
Asset Name	Location	a7	FINAL CFM	% to design
AHU1-AHU1-SGRD42				
Total			0	



Chetu Development

Project: 10 Jan 2023

Diffuser Supply (GRD)



F1/

Asset				
Asset Name	Location	a7	FINAL CFM	% to design
AHU1-AHU1-SGRD42				
Total			0	



Chetu Development

Project: 10 Jan 2023

Diffuser Supply (GRD)



SGRD1/QWAS

Asset			
Asset Name	Location	FINAL CFM	% to design
AHU1-AHU1-SGRD42			
Total		0	



Chetu Development

Project: 10 Jan 2023

Diffuser Supply (GRD)



SGRD2/a

Asset				
Asset Name	Location	a7	FINAL CFM	% to design
AHU1-AHU1-SGRD42				
Total			0	



Chetu Development

Project: 10 Jan 2023

Diffuser Supply (GRD)



AHU1-AHU39/

Asset				
Asset Name	Location	a7	FINAL CFM	% to design
AHU1-AHU1-SGRD43				
Total			0	



Chetu Development

Project: 10 Jan 2023

Diffuser Supply (GRD)



AHU1/child

Asset				
Asset Name	Location	a7	FINAL CFM	% to design
AHU1-AHU1-SGRD43				
Total			0	



Chetu Development

Project: 10 Jan 2023

Diffuser Supply (GRD)



AHU2/chi

Asset				
Asset Name	Location	a7	FINAL CFM	% to design
AHU1-AHU1-SGRD43				
Total			0	



Chetu Development

Project: 10 Jan 2023

Diffuser Supply (GRD)



F1/

Asset				
Asset Name	Location	a7	FINAL CFM	% to design
AHU1-AHU1-SGRD43				
Total			0	



Chetu Development

Project: 10 Jan 2023

Diffuser Supply (GRD)



SGRD1/QWAS

Asset			
Asset Name	Location	FINAL CFM	% to design
AHU1-AHU1-SGRD43			
Total		0	



Chetu Development

Project: 10 Jan 2023

Diffuser Supply (GRD)



SGRD2/a

Asset				
Asset Name	Location	a7	FINAL CFM	% to design
AHU1-AHU1-SGRD43				
Total			0	



Chetu Development

Project: 10 Jan 2023

Diffuser Supply (GRD)



AHU1-AHU39/

Asset				
Asset Name	Location	a7	FINAL CFM	% to design
AHU1-AHU1-SGRD44				
Total			0	



Chetu Development

Project: 10 Jan 2023

Diffuser Supply (GRD)



AHU1/child

Asset				
Asset Name	Location	a7	FINAL CFM	% to design
AHU1-AHU1-SGRD44				
Total			0	



Chetu Development

Project: 10 Jan 2023

Diffuser Supply (GRD)



AHU2/chi

Asset				
Asset Name	Location	a7	FINAL CFM	% to design
AHU1-AHU1-SGRD44				
Total			0	



Chetu Development

Project: 10 Jan 2023

Diffuser Supply (GRD)



F1/

Asset				
Asset Name	Location	a7	FINAL CFM	% to design
AHU1-AHU1-SGRD44				
Total			0	



Chetu Development

Project: 10 Jan 2023

Diffuser Supply (GRD)



SGRD1/QWAS

Asset			
Asset Name	Location	FINAL CFM	% to design
AHU1-AHU1-SGRD44			
Total		0	



Chetu Development

Project: 10 Jan 2023

Diffuser Supply (GRD)



SGRD2/a

Asset				
Asset Name	Location	a7	FINAL CFM	% to design
AHU1-AHU1-SGRD44				
Total			0	



Chetu Development

Project: 10 Jan 2023

Diffuser Supply (GRD)



AHU1-AHU39/

Asset				
Asset Name	Location	a7	FINAL CFM	% to design
AHU1-AHU1-SGRD45				
Total			0	



Chetu Development

Project: 10 Jan 2023

Diffuser Supply (GRD)



AHU1/child

Asset				
Asset Name	Location	a7	FINAL CFM	% to design
AHU1-AHU1-SGRD45				
Total			0	



Chetu Development

Project: 10 Jan 2023

Diffuser Supply (GRD)



AHU2/chi

Asset				
Asset Name	Location	a7	FINAL CFM	% to design
AHU1-AHU1-SGRD45				
Total			0	



Chetu Development

Project: 10 Jan 2023

Diffuser Supply (GRD)



F1/

Asset				
Asset Name	Location	a7	FINAL CFM	% to design
AHU1-AHU1-SGRD45				
Total			0	



Chetu Development

Project: 10 Jan 2023

Diffuser Supply (GRD)



SGRD1/QWAS

Asset			
Asset Name	Location	FINAL CFM	% to design
AHU1-AHU1-SGRD45			
Total		0	



Chetu Development

Project: 10 Jan 2023

Diffuser Supply (GRD)



SGRD2/a

Asset				
Asset Name	Location	a7	FINAL CFM	% to design
AHU1-AHU1-SGRD45				
Total			0	



Chetu Development

Project: 10 Jan 2023

Diffuser Supply (GRD)



AHU1-AHU39/

Asset				
Asset Name	Location	a7	FINAL CFM	% to design
AHU1-AHU1-SGRD46				
Total			0	



Chetu Development

Project: 10 Jan 2023

Diffuser Supply (GRD)



AHU1/child

Asset				
Asset Name	Location	a7	FINAL CFM	% to design
AHU1-AHU1-SGRD46				
Total			0	



Chetu Development

Project: 10 Jan 2023

Diffuser Supply (GRD)



AHU2/chi

Asset				
Asset Name	Location	a7	FINAL CFM	% to design
AHU1-AHU1-SGRD46				
Total			0	



Chetu Development

Project: 10 Jan 2023

Diffuser Supply (GRD)



F1/

Asset				
Asset Name	Location	a7	FINAL CFM	% to design
AHU1-AHU1-SGRD46				
Total			0	



Chetu Development

Project: 10 Jan 2023

Diffuser Supply (GRD)



SGRD1/QWAS

Asset			
Asset Name	Location	FINAL CFM	% to design
AHU1-AHU1-SGRD46			
Total		0	



Chetu Development

Project: 10 Jan 2023

Diffuser Supply (GRD)



SGRD2/a

Asset				
Asset Name	Location	a7	FINAL CFM	% to design
AHU1-AHU1-SGRD46				
Total			0	



Chetu Development

Project: 10 Jan 2023

Diffuser Supply (GRD)



AHU1-AHU39/

Asset				
Asset Name	Location	a7	FINAL CFM	% to design
AHU1-AHU1-SGRD47				
Total			0	



Chetu Development

Project: 10 Jan 2023

Diffuser Supply (GRD)



AHU1/child

Asset				
Asset Name	Location	a7	FINAL CFM	% to design
AHU1-AHU1-SGRD47				
Total			0	



Chetu Development

Project: 10 Jan 2023

Diffuser Supply (GRD)



AHU2/chi

Asset				
Asset Name	Location	a7	FINAL CFM	% to design
AHU1-AHU1-SGRD47				
Total			0	



Chetu Development

Project: 10 Jan 2023

Diffuser Supply (GRD)



F1/

Asset				
Asset Name	Location	a7	FINAL CFM	% to design
AHU1-AHU1-SGRD47				
Total			0	



Chetu Development

Project: 10 Jan 2023

Diffuser Supply (GRD)



SGRD1/QWAS

Asset			
Asset Name	Location	FINAL CFM	% to design
AHU1-AHU1-SGRD47			
Total		0	



Chetu Development

Project: 10 Jan 2023

Diffuser Supply (GRD)



SGRD2/a

Asset				
Asset Name	Location	a7	FINAL CFM	% to design
AHU1-AHU1-SGRD47				
Total			0	



Chetu Development

Project: 10 Jan 2023

Diffuser Supply (GRD)



AHU1-AHU39/

Asset				
Asset Name	Location	a7	FINAL CFM	% to design
AHU1-AHU1-SGRD48				
Total			0	



Chetu Development

Project: 10 Jan 2023

Diffuser Supply (GRD)



AHU1/child

Asset				
Asset Name	Location	a7	FINAL CFM	% to design
AHU1-AHU1-SGRD48				
Total			0	



Chetu Development

Project: 10 Jan 2023

Diffuser Supply (GRD)



AHU2/chi

Asset				
Asset Name	Location	a7	FINAL CFM	% to design
AHU1-AHU1-SGRD48				
Total			0	



Chetu Development

Project: 10 Jan 2023

Diffuser Supply (GRD)



F1/

Asset				
Asset Name	Location	a7	FINAL CFM	% to design
AHU1-AHU1-SGRD48				
Total			0	



Chetu Development

Project: 10 Jan 2023

Diffuser Supply (GRD)



SGRD1/QWAS

Asset			
Asset Name	Location	FINAL CFM	% to design
AHU1-AHU1-SGRD48			
Total		0	



Chetu Development

Project: 10 Jan 2023

Diffuser Supply (GRD)



SGRD2/a

Asset				
Asset Name	Location	a7	FINAL CFM	% to design
AHU1-AHU1-SGRD48				
Total			0	



Chetu Development

Project: 10 Jan 2023

Diffuser Supply (GRD)



AHU1-AHU39/

Asset				
Asset Name	Location	a7	FINAL CFM	% to design
AHU1-AHU1-SGRD49				
Total			0	



Chetu Development

Project: 10 Jan 2023

Diffuser Supply (GRD)



AHU1/child

Asset				
Asset Name	Location	a7	FINAL CFM	% to design
AHU1-AHU1-SGRD49				
Total			0	



Chetu Development

Project: 10 Jan 2023

Diffuser Supply (GRD)



AHU2/chi

Asset				
Asset Name	Location	a7	FINAL CFM	% to design
AHU1-AHU1-SGRD49				
Total			0	



Chetu Development

Project: 10 Jan 2023

Diffuser Supply (GRD)



F1/

Asset				
Asset Name	Location	a7	FINAL CFM	% to design
AHU1-AHU1-SGRD49				
Total			0	



Chetu Development

Project: 10 Jan 2023

Diffuser Supply (GRD)



SGRD1/QWAS

Asset				
Asset Name	Location	Area	FINAL CFM	% to design
AHU1-AHU1-SGRD49				
Total			0	



Chetu Development

Project: 10 Jan 2023

Diffuser Supply (GRD)



SGRD2/a

Asset				
Asset Name	Location	a7	FINAL CFM	% to design
AHU1-AHU1-SGRD49				
Total			0	



Chetu Development

Project: 10 Jan 2023

Diffuser Supply (GRD)



AHU1-AHU39/

Asset				
Asset Name	Location	a7	FINAL CFM	% to design
AHU1-AHU1-SGRD50				
Total			0	



Chetu Development

Project: 10 Jan 2023

Diffuser Supply (GRD)



AHU1/child

Asset				
Asset Name	Location	a7	FINAL CFM	% to design
AHU1-AHU1-SGRD50				
Total			0	



Chetu Development

Project: 10 Jan 2023

Diffuser Supply (GRD)



AHU2/chi

Asset				
Asset Name	Location	a7	FINAL CFM	% to design
AHU1-AHU1-SGRD50				
Total			0	



Chetu Development

Project: 10 Jan 2023

Diffuser Supply (GRD)



F1/

Asset				
Asset Name	Location	a7	FINAL CFM	% to design
AHU1-AHU1-SGRD50				
Total			0	



Chetu Development

Project: 10 Jan 2023

Diffuser Supply (GRD)



SGRD1/QWAS

Asset				
Asset Name	Location	Area	FINAL CFM	% to design
AHU1-AHU1-SGRD50				
Total			0	



Chetu Development

Project: 10 Jan 2023

Diffuser Supply (GRD)



SGRD2/a

Asset				
Asset Name	Location	a7	FINAL CFM	% to design
AHU1-AHU1-SGRD50				
Total			0	



Chetu Development

Project: 10 Jan 2023

Diffuser Supply (GRD)



AHU1-AHU39/

Asset				
Asset Name	Location	a7	FINAL CFM	% to design
SGRD1-SGRD1				
Total			0	



Chetu Development

Project: 10 Jan 2023

Diffuser Supply (GRD)



AHU1/child

Asset				
Asset Name	Location	a7	FINAL CFM	% to design
SGRD1-SGRD1				
Total			0	



Chetu Development

Project: 10 Jan 2023

Diffuser Supply (GRD)



AHU2/chi

Asset				
Asset Name	Location	a7	FINAL CFM	% to design
SGRD1-SGRD1				
Total			0	



Chetu Development

Project: 10 Jan 2023

Diffuser Supply (GRD)



F1/

Asset				
Asset Name	Location	a7	FINAL CFM	% to design
SGRD1-SGRD1				
Total			0	



Chetu Development

Project: 10 Jan 2023

Diffuser Supply (GRD)



SGRD1/QWAS

Asset				
Asset Name	Location	Area	FINAL CFM	% to design
SGRD 1- SGRD 1				
Total			0	



Chetu Development

Project: 10 Jan 2023

Diffuser Supply (GRD)



SGRD2/a

Asset				
Asset Name	Location	a7	FINAL CFM	% to design
SGRD1-SGRD1				
Total			0	



Chetu Development

Project: 10 Jan 2023

Diffuser Supply (GRD)



AHU1-AHU39/

Asset				
Asset Name	Location	a7	FINAL CFM	% to design
SGRD1-SGRD3				
Total			0	



Chetu Development

Project: 10 Jan 2023

Diffuser Supply (GRD)



AHU1/child

Asset				
Asset Name	Location	a7	FINAL CFM	% to design
SGRD1-SGRD3				
Total			0	



Chetu Development

Project: 10 Jan 2023

Diffuser Supply (GRD)



AHU2/chi

Asset				
Asset Name	Location	a7	FINAL CFM	% to design
SGRD1-SGRD3				
Total			0	



Chetu Development

Project: 10 Jan 2023

Diffuser Supply (GRD)



F1/

Asset				
Asset Name	Location	a7	FINAL CFM	% to design
SGRD1-SGRD3				
Total			0	



Chetu Development

Project: 10 Jan 2023

Diffuser Supply (GRD)



SGRD1/QWAS

Asset				
Asset Name	Location	Area	FINAL CFM	% to design
SGRD 1- SGRD 3				
Total			0	



Chetu Development

Project: 10 Jan 2023

Diffuser Supply (GRD)



SGRD2/a

Asset				
Asset Name	Location	a7	FINAL CFM	% to design
SGRD1-SGRD3				
Total			0	



Chetu Development

Project: 10 Jan 2023

Diffuser Supply (GRD)



AHU1-AHU39/

Asset				
Asset Name	Location	a7	FINAL CFM	% to design
SGRD1-SGRD3				
Total			0	



Chetu Development

Project: 10 Jan 2023

Diffuser Supply (GRD)



AHU1/child

Asset				
Asset Name	Location	a7	FINAL CFM	% to design
SGRD1-SGRD3				
Total			0	



Chetu Development

Project: 10 Jan 2023

Diffuser Supply (GRD)



AHU2/chi

Asset				
Asset Name	Location	a7	FINAL CFM	% to design
SGRD1-SGRD3				
Total			0	



Chetu Development

Project: 10 Jan 2023

Diffuser Supply (GRD)



F1/

Asset				
Asset Name	Location	a7	FINAL CFM	% to design
SGRD1-SGRD3				
Total			0	



Chetu Development

Project: 10 Jan 2023

Diffuser Supply (GRD)



SGRD1/QWAS

Asset				
Asset Name	Location	Area	FINAL CFM	% to design
SGRD 1- SGRD 3				
Total			0	



Chetu Development

Project: 10 Jan 2023

Diffuser Supply (GRD)



SGRD2/a

Asset				
Asset Name	Location	a7	FINAL CFM	% to design
SGRD1-SGRD3				
Total			0	



Chetu Development

Project: 10 Jan 2023

Diffuser Supply (GRD)



AHU1-AHU39/

Asset				
Asset Name	Location	a7	FINAL CFM	% to design
SGRD2-SGRD1				
Total			0	



Chetu Development

Project: 10 Jan 2023

Diffuser Supply (GRD)



AHU1/child

Asset				
Asset Name	Location	a7	FINAL CFM	% to design
SGRD2-SGRD1				
Total			0	



Chetu Development

Project: 10 Jan 2023

Diffuser Supply (GRD)



AHU2/chi

Asset				
Asset Name	Location	a7	FINAL CFM	% to design
SGRD2-SGRD1				
Total			0	



Chetu Development

Project: 10 Jan 2023

Diffuser Supply (GRD)



F1/

Asset				
Asset Name	Location	a7	FINAL CFM	% to design
SGRD2-SGRD1				
Total			0	



Chetu Development

Project: 10 Jan 2023

Diffuser Supply (GRD)



SGRD1/QWAS

Asset				
Asset Name	Location	Area	FINAL CFM	% to design
SGRD 2-SGRD 1				
Total			0	



Chetu Development

Project: 10 Jan 2023

Diffuser Supply (GRD)



SGRD2/a

Asset				
Asset Name	Location	a7	FINAL CFM	% to design
SGRD2-SGRD1				
Total			0	



Chetu Development

Project: 10 Jan 2023

Diffuser Supply (GRD)



AHU1-AHU39/

Asset				
Asset Name	Location	a7	FINAL CFM	% to design
SGRD2-SGRD2				
Total			0	



Chetu Development

Project: 10 Jan 2023

Diffuser Supply (GRD)



AHU1/child

Asset				
Asset Name	Location	a7	FINAL CFM	% to design
SGRD2-SGRD2				
Total			0	



Chetu Development

Project: 10 Jan 2023

Diffuser Supply (GRD)



AHU2/chi

Asset				
Asset Name	Location	a7	FINAL CFM	% to design
SGRD2-SGRD2				
Total			0	



Chetu Development

Project: 10 Jan 2023

Diffuser Supply (GRD)



F1/

Asset				
Asset Name	Location	a7	FINAL CFM	% to design
SGRD2-SGRD2				
Total			0	



Chetu Development

Project: 10 Jan 2023

Diffuser Supply (GRD)



SGRD1/QWAS

Asset				
Asset Name	Location	Area	FINAL CFM	% to design
SGRD 2- SGRD 2				
Total			0	



Chetu Development

Project: 10 Jan 2023

Diffuser Supply (GRD)



SGRD2/a

Asset				
Asset Name	Location	a7	FINAL CFM	% to design
SGRD2-SGRD2				
Total			0	



Chetu Development

Project: 10 Jan 2023

Diffuser Supply (GRD)



AHU1-AHU39/

Asset				
Asset Name	Location	a7	FINAL CFM	% to design
SGRD2-SGRD3				
Total			0	



Chetu Development

Project: 10 Jan 2023

Diffuser Supply (GRD)



AHU1/child

Asset				
Asset Name	Location	a7	FINAL CFM	% to design
SGRD2-SGRD3				
Total			0	



Chetu Development

Project: 10 Jan 2023

Diffuser Supply (GRD)



AHU2/chi

Asset				
Asset Name	Location	a7	FINAL CFM	% to design
SGRD2-SGRD3				
Total			0	



Chetu Development

Project: 10 Jan 2023

Diffuser Supply (GRD)



F1/

Asset				
Asset Name	Location	a7	FINAL CFM	% to design
SGRD2-SGRD3				
Total			0	



Chetu Development

Project: 10 Jan 2023

Diffuser Supply (GRD)



SGRD1/QWAS

Asset				
Asset Name	Location	Area	FINAL CFM	% to design
SGRD 2-3				
Total			0	



Chetu Development

Project: 10 Jan 2023

Diffuser Supply (GRD)



SGRD2/a

Asset				
Asset Name	Location	a7	FINAL CFM	% to design
SGRD2-SGRD3				
Total			0	



Chetu Development

Project: 10 Jan 2023

System/Unit: AHU/RTU



Asset: AHU1

AREA:child

Unit Data		
	Design	Actual
MFG	ee	ee
Serial Num	-	123
Model Num	rr	rr
Inventory Tag ID	-	77hj
Type	hhj66	66hj
Series	-	hj66
Configuration	hjj66	hjhj66
Num OA Filters 1	-	gj7
OA Filter Size 1	-	hj77
Num OA Filters 2	-	
OA Filter Size 2	-	
Num PreFilter 1	-	
PreFilter Size 1	-	
Num PreFilter 2	-	
PreFilter Size 2	-	
Num Final Filter 1	-	686h
Final Filter Size 1	-	6868hh
Num Final Filter 2	-	67hujh
Final Filter Size 2	-	jhj77

Motor Data		
	Design	Actual
Motor MFG	-	
Frame	-	
Horsepower	-	
Motor Rpm	-	
Phase	-	
Rated Voltage	-	
Rated Amperage	-	
Frequency	-	
Service Factor	-	
Efficiency	-	
Power Factor	-	

Test Data		
	Design	Actual
SF CFM (Initial)	-	
SF CFM	-	
SF RPM (Initial)	-	
SF RPM	-	
RA CFM	-	
OA CFM	-	
Exhaust CFM	-	
Relief CFM	-	
RL Voltage	-	
RL Amperage	-	
SF Rotation	-	
VFD Max SetPt	-	
VFD Min SetPt	-	
SF Motor Freq(HZ)	-	
SF Flow Station (Kv)	-	
OA Flow Station (Kv)	-	
SF System SetPt	-	
RA Flow Station (Kv)	-	
Relief Flow Station (Kv)	-	
RA Damper Position	-	
RA Damper Type	-	
MA Damper Position	-	
MA Damper Type	-	
OA Damper Position	-	
OA Damper Type	-	
Min OA Damper Position	-	
Min OA Damper Type	-	
Econo Damper Position	-	
Econo Damper Type	-	
Relief Damper Position	-	
Relief Damper Type	-	
OA Enthalpy Setpt	-	
Brake Horse Power	-	

Drive Data	
	Actual
Motor Sheave MFG	
Motor Sheave Size	
Motor Bore Size	
Motor Sheave SetPt	
Fan Sheave MFG	
Fan Sheave Size	
Fan Sheave Bore	
Belt CL Distance	
Num of Belts	
Belt Size	
Belt MFG	
Belt Deflection	
Belt Alignment	

Gas Heat		
	Design	Actual
Output MBH (rated)	-	
Gas Inlet Pres (wc)	-	
Gas Low Fire Pres (wc)	-	
Gas High Fire Pres (wc)	-	
Pilot Ignition Status (pass/fail)	-	
Single or Dual Bank	-	
Staged or Modulating	-	
Heater Operates (y/n)	-	
Combustion Blower Operates (y/n)	-	
Flame Status (pass/fail)	-	
High Limit Temp Cut-off SetPt	-	
Inlet Temp SetPt	-	
Discharge Temp SetPt	-	
Temp Rise SetPt	-	
Air Flow Switch SetPt	-	
Air Flow Switch Actual	-	
Air Flow Switch CTRL Voltage	-	
Air Switch Proved (Pass/Fail)	-	
Space Temp SetPt-ON	-	
Space Temp SetPt-OFF	-	
Flame Modulates (y/n)	-	

Performance Data		
	Design	Actual
Return Duct SP	-	
MA Plenum SP	-	
Fan Suction SP	-	
Fan Discharge SP	-	
Supply Duct SP	-	
Total ESP	-	
Fan Total SP	-	
Pre-Filter P.D.	-	
Final Filters P.D.	-	
Cooling Coil P.D.	-	
CHW Coil P.D.	-	
PreHeat Coil P.D.	-	
HW Coil P.D.	-	
Steam Coil P.D.	-	
Heat Wheel (Exh) P.D.	-	
Heat Wheel (Sup) P.D.	-	
OA Temp (db/wb)	-	
RA Temp (db/wb)	-	
MA Temp (db/wb)	-	
SA Temp (db/wb)	-	
HW Coil Delta T	-	
CW Coil Delta T	-	
Coil Delta T	-	
Heat Wheel(Exh) Delta T	-	
Heat Wheel(Sup) Delta T	-	

General	
	Actual
Unit free of Damage	
Unit Completely Assembled	
Unit Leveled	
Curb & Unit Installed Air Tight	
Controls Complete	
Fan Rotation Correct	
Fan Belt Condition	
Unit Filters Clean	
Evap Coil Clean	
Evap Coil Free of Frost	
Condensor Coil Clean	
Condensor Fins Straight	
Refr Sight Glass Dry	
Condensate Drain Installed	
Crankcase Heaters Operate	

Compressors	
	Actual
Refrigerant Charge	
Refrigerant Type	
Comp 1 RLA	
Comp 2 RLA	
Comp 1 Suction Pres	
Comp 2 Suction Pres	
Comp 1 Discharge Pres	
Comp 2 Discharge Pres	
Circuit 1 Superheat	
Circuit 2 Superheat	
Comp 1 Liquid Line Temp	
Comp 2 Liquid Line Temp	
Circuit 1 SubCooling	
Circuit 2 SubCooling	

Electric Heat		
	Design	Actual
KW (TOTAL)	-	
Num of Stages	-	
Voltage	-	
Stage 1 RLA	-	
Stage 2 RLA	-	
Stage 3 RLA	-	
Stage 4 RLA	-	
Stage 5 RLA	-	
Stage 6 RLA	-	
EAT (db/wb)	-	
LAT (db/wb)	-	
Coil Delta T	-	
Inlet SP	-	
Discharge SP	-	
Coil Delta SP	-	
High Limit Temp Cut-off SetPt	-	
Inlet Temp SetPt	-	
Discharge Temp SetPt	-	
Temp Rise SetPt	-	
Airflow Switch SP	-	
Airflow Switch CTRL Voltage	-	
Space Temp SetPt-ON	-	
Space Temp SetPt-OFF	-	

Combustion Gas Duct	
	Actual
Duct Type	
Gauge & Material	
Size	
Min Rise:Run	df55
Room properly ventilated	555f
Space pres condition	
Flue backdrafts eliminated	
Flue Terminates Properly	

Electrical	
	Actual
Evap Fan Overload size/setpt	
Cond Fan Overload size/setpt	
VFD Phase Voltage (line)	
VFD Min Setpt	
VFD Max Setpt	
Phase Brownout Dial Setpt (v)	
Phase Brownout Volt Variance	
Control Voltage (v)	
System Fused (y/n)	
Fuse Size (amps)	
Freeze Stat Setpt	
Compressor Lockout Setpt	

Completed By: Gulshan Kumar on 07/10/2024

Notes:
dsfsdfs
sadasda
hjf

Written By: on



Chetu Development

Project: 10 Jan 2023

System/Unit: AHU/RTU



Asset: AHU2

AREA:chi

Unit Data		
	Design	Actual
MFG	d	d
Serial Num	-	q
Model Num	d	d
Inventory Tag ID	-	qq
Design Type	-	

Motor Data		
	Design	Actual
Motor MFG	-	
Frame	-	
Horsepower	-	
Motor Rpm	-	
Phase	-	
Rated Voltage	-	
Rated Amperage	-	
Frequency	-	
Service Factor	-	
Efficiency	-	
Power Factor	-	

Test Data		
	Design	Actual
SF CFM (Initial)	-	
SF CFM	-	
SF RPM (Initial)	-	
SF RPM	-	
RA CFM	-	
OA CFM	-	
Exhaust CFM	-	
Relief CFM	-	
RL Voltage	-	
RL Amperage	-	
SF Rotation	-	
VFD Max SetPt	-	
VFD Min SetPt	-	
SF Motor Freq(HZ)	-	
SF Flow Station (Kv)	-	
OA Flow Station (Kv)	-	
SF System SetPt	-	
RA Flow Station (Kv)	-	
Relief Flow Station (Kv)	-	
RA Damper Position	-	
RA Damper Type	-	
MA Damper Position	-	
MA Damper Type	-	
OA Damper Position	-	
OA Damper Type	-	
Min OA Damper Position	-	
Min OA Damper Type	-	
Econo Damper Position	-	
Econo Damper Type	-	
Relief Damper Position	-	
Relief Damper Type	-	
OA Enthalpy Setpt	-	
Brake Horse Power	-	

Performance Data		
	Design	Actual
Return Duct SP	-	
MA Plenum SP	-	
Fan Suction SP	-	
Fan Discharge SP	-	
Supply Duct SP	-	
Total ESP	-	
Fan Total SP	-	
Pre-Filter P.D.	-	
Final Filters P.D.	-	
Cooling Coil P.D.	-	
CHW Coil P.D.	-	
PreHeat Coil P.D.	-	
HW Coil P.D.	-	
Steam Coil P.D.	-	
Heat Wheel (Exh) P.D.	-	
Heat Wheel (Sup) P.D.	-	
OA Temp (db/wb)	-	
RA Temp (db/wb)	-	
MA Temp (db/wb)	-	
SA Temp (db/wb)	-	
HW Coil Delta T	-	
CW Coil Delta T	-	
Coil Delta T	-	
Heat Wheel(Exh) Delta T	-	
Heat Wheel(Sup) Delta T	-	



Chetu Development

Project: 10 Jan 2023

System/Unit: AHU/RTU



Asset: AHU1-AHU2

AREA:child

Unit Data		
	Design	Actual
MFG	na	na
Serial Num	-	
Model Num	na	na
Inventory Tag ID	-	
Design Type	-	

Motor Data		
	Design	Actual
Motor MFG	-	
Frame	-	
Horsepower	-	
Motor Rpm	-	
Phase	-	
Rated Voltage	-	
Rated Amperage	-	
Frequency	-	
Service Factor	-	
Efficiency	-	
Power Factor	-	

Test Data		
	Design	Actual
SF CFM (Initial)	-	
SF CFM	-	
SF RPM (Initial)	-	
SF RPM	-	
RA CFM	-	
OA CFM	-	
Exhaust CFM	-	
Relief CFM	-	
RL Voltage	-	
RL Amperage	-	
SF Rotation	-	
VFD Max SetPt	-	
VFD Min SetPt	-	
SF Motor Freq(HZ)	-	
SF Flow Station (Kv)	-	
OA Flow Station (Kv)	-	
SF System SetPt	-	
RA Flow Station (Kv)	-	
Relief Flow Station (Kv)	-	
RA Damper Position	-	
RA Damper Type	-	
MA Damper Position	-	
MA Damper Type	-	
OA Damper Position	-	
OA Damper Type	-	
Min OA Damper Position	-	
Min OA Damper Type	-	
Econo Damper Position	-	
Econo Damper Type	-	
Relief Damper Position	-	
Relief Damper Type	-	
OA Enthalpy Setpt	-	
Brake Horse Power	-	

Performance Data		
	Design	Actual
Return Duct SP	-	
MA Plenum SP	-	
Fan Suction SP	-	
Fan Discharge SP	-	
Supply Duct SP	-	
Total ESP	-	
Fan Total SP	-	
Pre-Filter P.D.	-	
Final Filters P.D.	-	
Cooling Coil P.D.	-	
CHW Coil P.D.	-	
PreHeat Coil P.D.	-	
HW Coil P.D.	-	
Steam Coil P.D.	-	
Heat Wheel (Exh) P.D.	-	
Heat Wheel (Sup) P.D.	-	
OA Temp (db/wb)	-	
RA Temp (db/wb)	-	
MA Temp (db/wb)	-	
SA Temp (db/wb)	-	
HW Coil Delta T	-	
CW Coil Delta T	-	
Coil Delta T	-	
Heat Wheel(Exh) Delta T	-	
Heat Wheel(Sup) Delta T	-	



Chetu Development

Project: 10 Jan 2023

System/Unit: AHU/RTU



Asset: AHU1-AHU3

AREA:

Unit Data		
	Design	Actual
MFG	na	na
Serial Num	-	
Model Num	na	na
Inventory Tag ID	-	
Design Type	-	

Motor Data		
	Design	Actual
Motor MFG	-	
Frame	-	
Horsepower	-	
Motor Rpm	-	
Phase	-	
Rated Voltage	-	
Rated Amperage	-	
Frequency	-	
Service Factor	-	
Efficiency	-	
Power Factor	-	

Test Data		
	Design	Actual
SF CFM (Initial)	-	
SF CFM	-	
SF RPM (Initial)	-	
SF RPM	-	
RA CFM	-	
OA CFM	-	
Exhaust CFM	-	
Relief CFM	-	
RL Voltage	-	
RL Amperage	-	
SF Rotation	-	
VFD Max SetPt	-	
VFD Min SetPt	-	
SF Motor Freq(HZ)	-	
SF Flow Station (Kv)	-	
OA Flow Station (Kv)	-	
SF System SetPt	-	
RA Flow Station (Kv)	-	
Relief Flow Station (Kv)	-	
RA Damper Position	-	
RA Damper Type	-	
MA Damper Position	-	
MA Damper Type	-	
OA Damper Position	-	
OA Damper Type	-	
Min OA Damper Position	-	
Min OA Damper Type	-	
Econo Damper Position	-	
Econo Damper Type	-	
Relief Damper Position	-	
Relief Damper Type	-	
OA Enthalpy Setpt	-	
Brake Horse Power	-	

Performance Data		
	Design	Actual
Return Duct SP	-	
MA Plenum SP	-	
Fan Suction SP	-	
Fan Discharge SP	-	
Supply Duct SP	-	
Total ESP	-	
Fan Total SP	-	
Pre-Filter P.D.	-	
Final Filters P.D.	-	
Cooling Coil P.D.	-	
CHW Coil P.D.	-	
PreHeat Coil P.D.	-	
HW Coil P.D.	-	
Steam Coil P.D.	-	
Heat Wheel (Exh) P.D.	-	
Heat Wheel (Sup) P.D.	-	
OA Temp (db/wb)	-	
RA Temp (db/wb)	-	
MA Temp (db/wb)	-	
SA Temp (db/wb)	-	
HW Coil Delta T	-	
CW Coil Delta T	-	
Coil Delta T	-	
Heat Wheel(Exh) Delta T	-	
Heat Wheel(Sup) Delta T	-	



Chetu Development

Project: 10 Jan 2023

System/Unit: AHU/RTU



Asset: AHU1-AHU4

AREA:

Unit Data		
	Design	Actual
MFG	na	na
Serial Num	-	
Model Num	na	na
Inventory Tag ID	-	
Design Type	-	

Motor Data		
	Design	Actual
Motor MFG	-	
Frame	-	
Horsepower	-	
Motor Rpm	-	
Phase	-	
Rated Voltage	-	
Rated Amperage	-	
Frequency	-	
Service Factor	-	
Efficiency	-	
Power Factor	-	

Test Data		
	Design	Actual
SF CFM (Initial)	-	
SF CFM	-	
SF RPM (Initial)	-	
SF RPM	-	
RA CFM	-	
OA CFM	-	
Exhaust CFM	-	
Relief CFM	-	
RL Voltage	-	
RL Amperage	-	
SF Rotation	-	
VFD Max SetPt	-	
VFD Min SetPt	-	
SF Motor Freq(HZ)	-	
SF Flow Station (Kv)	-	
OA Flow Station (Kv)	-	
SF System SetPt	-	
RA Flow Station (Kv)	-	
Relief Flow Station (Kv)	-	
RA Damper Position	-	
RA Damper Type	-	
MA Damper Position	-	
MA Damper Type	-	
OA Damper Position	-	
OA Damper Type	-	
Min OA Damper Position	-	
Min OA Damper Type	-	
Econo Damper Position	-	
Econo Damper Type	-	
Relief Damper Position	-	
Relief Damper Type	-	
OA Enthalpy Setpt	-	
Brake Horse Power	-	

Performance Data		
	Design	Actual
Return Duct SP	-	
MA Plenum SP	-	
Fan Suction SP	-	
Fan Discharge SP	-	
Supply Duct SP	-	
Total ESP	-	
Fan Total SP	-	
Pre-Filter P.D.	-	
Final Filters P.D.	-	
Cooling Coil P.D.	-	
CHW Coil P.D.	-	
PreHeat Coil P.D.	-	
HW Coil P.D.	-	
Steam Coil P.D.	-	
Heat Wheel (Exh) P.D.	-	
Heat Wheel (Sup) P.D.	-	
OA Temp (db/wb)	-	
RA Temp (db/wb)	-	
MA Temp (db/wb)	-	
SA Temp (db/wb)	-	
HW Coil Delta T	-	
CW Coil Delta T	-	
Coil Delta T	-	
Heat Wheel(Exh) Delta T	-	
Heat Wheel(Sup) Delta T	-	



Chetu Development

Project: 10 Jan 2023

System/Unit: AHU/RTU



Asset: AHU1-AHU5

AREA:

Unit Data		
	Design	Actual
MFG	na	na
Serial Num	-	
Model Num	na	na
Inventory Tag ID	-	
Design Type	-	

Motor Data		
	Design	Actual
Motor MFG	-	
Frame	-	
Horsepower	-	
Motor Rpm	-	
Phase	-	
Rated Voltage	-	
Rated Amperage	-	
Frequency	-	
Service Factor	-	
Efficiency	-	
Power Factor	-	

Test Data		
	Design	Actual
SF CFM (Initial)	-	
SF CFM	-	
SF RPM (Initial)	-	
SF RPM	-	
RA CFM	-	
OA CFM	-	
Exhaust CFM	-	
Relief CFM	-	
RL Voltage	-	
RL Amperage	-	
SF Rotation	-	
VFD Max SetPt	-	
VFD Min SetPt	-	
SF Motor Freq(HZ)	-	
SF Flow Station (Kv)	-	
OA Flow Station (Kv)	-	
SF System SetPt	-	
RA Flow Station (Kv)	-	
Relief Flow Station (Kv)	-	
RA Damper Position	-	
RA Damper Type	-	
MA Damper Position	-	
MA Damper Type	-	
OA Damper Position	-	
OA Damper Type	-	
Min OA Damper Position	-	
Min OA Damper Type	-	
Econo Damper Position	-	
Econo Damper Type	-	
Relief Damper Position	-	
Relief Damper Type	-	
OA Enthalpy Setpt	-	
Brake Horse Power	-	

Performance Data		
	Design	Actual
Return Duct SP	-	
MA Plenum SP	-	
Fan Suction SP	-	
Fan Discharge SP	-	
Supply Duct SP	-	
Total ESP	-	
Fan Total SP	-	
Pre-Filter P.D.	-	
Final Filters P.D.	-	
Cooling Coil P.D.	-	
CHW Coil P.D.	-	
PreHeat Coil P.D.	-	
HW Coil P.D.	-	
Steam Coil P.D.	-	
Heat Wheel (Exh) P.D.	-	
Heat Wheel (Sup) P.D.	-	
OA Temp (db/wb)	-	
RA Temp (db/wb)	-	
MA Temp (db/wb)	-	
SA Temp (db/wb)	-	
HW Coil Delta T	-	
CW Coil Delta T	-	
Coil Delta T	-	
Heat Wheel(Exh) Delta T	-	
Heat Wheel(Sup) Delta T	-	



Chetu Development

Project: 10 Jan 2023

System/Unit: AHU/RTU



Asset: AHU1-AHU6

AREA:

Unit Data		
	Design	Actual
MFG	na	na
Serial Num	-	
Model Num	na	na
Inventory Tag ID	-	
Design Type	-	

Motor Data		
	Design	Actual
Motor MFG	-	
Frame	-	
Horsepower	-	
Motor Rpm	-	
Phase	-	
Rated Voltage	-	
Rated Amperage	-	
Frequency	-	
Service Factor	-	
Efficiency	-	
Power Factor	-	

Test Data		
	Design	Actual
SF CFM (Initial)	-	
SF CFM	-	
SF RPM (Initial)	-	
SF RPM	-	
RA CFM	-	
OA CFM	-	
Exhaust CFM	-	
Relief CFM	-	
RL Voltage	-	
RL Amperage	-	
SF Rotation	-	
VFD Max SetPt	-	
VFD Min SetPt	-	
SF Motor Freq(HZ)	-	
SF Flow Station (Kv)	-	
OA Flow Station (Kv)	-	
SF System SetPt	-	
RA Flow Station (Kv)	-	
Relief Flow Station (Kv)	-	
RA Damper Position	-	
RA Damper Type	-	
MA Damper Position	-	
MA Damper Type	-	
OA Damper Position	-	
OA Damper Type	-	
Min OA Damper Position	-	
Min OA Damper Type	-	
Econo Damper Position	-	
Econo Damper Type	-	
Relief Damper Position	-	
Relief Damper Type	-	
OA Enthalpy Setpt	-	
Brake Horse Power	-	

Performance Data		
	Design	Actual
Return Duct SP	-	
MA Plenum SP	-	
Fan Suction SP	-	
Fan Discharge SP	-	
Supply Duct SP	-	
Total ESP	-	
Fan Total SP	-	
Pre-Filter P.D.	-	
Final Filters P.D.	-	
Cooling Coil P.D.	-	
CHW Coil P.D.	-	
PreHeat Coil P.D.	-	
HW Coil P.D.	-	
Steam Coil P.D.	-	
Heat Wheel (Exh) P.D.	-	
Heat Wheel (Sup) P.D.	-	
OA Temp (db/wb)	-	
RA Temp (db/wb)	-	
MA Temp (db/wb)	-	
SA Temp (db/wb)	-	
HW Coil Delta T	-	
CW Coil Delta T	-	
Coil Delta T	-	
Heat Wheel(Exh) Delta T	-	
Heat Wheel(Sup) Delta T	-	



Chetu Development

Project: 10 Jan 2023

System/Unit: AHU/RTU



Asset: AHU1-AHU7

AREA:

Unit Data		
	Design	Actual
MFG	na	na
Serial Num	-	
Model Num	na	na
Inventory Tag ID	-	
Design Type	-	

Motor Data		
	Design	Actual
Motor MFG	-	
Frame	-	
Horsepower	-	
Motor Rpm	-	
Phase	-	
Rated Voltage	-	
Rated Amperage	-	
Frequency	-	
Service Factor	-	
Efficiency	-	
Power Factor	-	

Test Data		
	Design	Actual
SF CFM (Initial)	-	
SF CFM	-	
SF RPM (Initial)	-	
SF RPM	-	
RA CFM	-	
OA CFM	-	
Exhaust CFM	-	
Relief CFM	-	
RL Voltage	-	
RL Amperage	-	
SF Rotation	-	
VFD Max SetPt	-	
VFD Min SetPt	-	
SF Motor Freq(HZ)	-	
SF Flow Station (Kv)	-	
OA Flow Station (Kv)	-	
SF System SetPt	-	
RA Flow Station (Kv)	-	
Relief Flow Station (Kv)	-	
RA Damper Position	-	
RA Damper Type	-	
MA Damper Position	-	
MA Damper Type	-	
OA Damper Position	-	
OA Damper Type	-	
Min OA Damper Position	-	
Min OA Damper Type	-	
Econo Damper Position	-	
Econo Damper Type	-	
Relief Damper Position	-	
Relief Damper Type	-	
OA Enthalpy Setpt	-	
Brake Horse Power	-	

Performance Data		
	Design	Actual
Return Duct SP	-	
MA Plenum SP	-	
Fan Suction SP	-	
Fan Discharge SP	-	
Supply Duct SP	-	
Total ESP	-	
Fan Total SP	-	
Pre-Filter P.D.	-	
Final Filters P.D.	-	
Cooling Coil P.D.	-	
CHW Coil P.D.	-	
PreHeat Coil P.D.	-	
HW Coil P.D.	-	
Steam Coil P.D.	-	
Heat Wheel (Exh) P.D.	-	
Heat Wheel (Sup) P.D.	-	
OA Temp (db/wb)	-	
RA Temp (db/wb)	-	
MA Temp (db/wb)	-	
SA Temp (db/wb)	-	
HW Coil Delta T	-	
CW Coil Delta T	-	
Coil Delta T	-	
Heat Wheel(Exh) Delta T	-	
Heat Wheel(Sup) Delta T	-	



Chetu Development

Project: 10 Jan 2023

System/Unit: AHU/RTU



Asset: AHU1-AHU8

AREA:

Unit Data		
	Design	Actual
MFG	na	na
Serial Num	-	
Model Num	na	na
Inventory Tag ID	-	
Design Type	-	

Motor Data		
	Design	Actual
Motor MFG	-	
Frame	-	
Horsepower	-	
Motor Rpm	-	
Phase	-	
Rated Voltage	-	
Rated Amperage	-	
Frequency	-	
Service Factor	-	
Efficiency	-	
Power Factor	-	

Test Data		
	Design	Actual
SF CFM (Initial)	-	
SF CFM	-	
SF RPM (Initial)	-	
SF RPM	-	
RA CFM	-	
OA CFM	-	
Exhaust CFM	-	
Relief CFM	-	
RL Voltage	-	
RL Amperage	-	
SF Rotation	-	
VFD Max SetPt	-	
VFD Min SetPt	-	
SF Motor Freq(HZ)	-	
SF Flow Station (Kv)	-	
OA Flow Station (Kv)	-	
SF System SetPt	-	
RA Flow Station (Kv)	-	
Relief Flow Station (Kv)	-	
RA Damper Position	-	
RA Damper Type	-	
MA Damper Position	-	
MA Damper Type	-	
OA Damper Position	-	
OA Damper Type	-	
Min OA Damper Position	-	
Min OA Damper Type	-	
Econo Damper Position	-	
Econo Damper Type	-	
Relief Damper Position	-	
Relief Damper Type	-	
OA Enthalpy Setpt	-	
Brake Horse Power	-	

Performance Data		
	Design	Actual
Return Duct SP	-	
MA Plenum SP	-	
Fan Suction SP	-	
Fan Discharge SP	-	
Supply Duct SP	-	
Total ESP	-	
Fan Total SP	-	
Pre-Filter P.D.	-	
Final Filters P.D.	-	
Cooling Coil P.D.	-	
CHW Coil P.D.	-	
PreHeat Coil P.D.	-	
HW Coil P.D.	-	
Steam Coil P.D.	-	
Heat Wheel (Exh) P.D.	-	
Heat Wheel (Sup) P.D.	-	
OA Temp (db/wb)	-	
RA Temp (db/wb)	-	
MA Temp (db/wb)	-	
SA Temp (db/wb)	-	
HW Coil Delta T	-	
CW Coil Delta T	-	
Coil Delta T	-	
Heat Wheel(Exh) Delta T	-	
Heat Wheel(Sup) Delta T	-	



Chetu Development

Project: 10 Jan 2023

System/Unit: AHU/RTU



Asset: AHU1-AHU9

AREA:

Unit Data		
	Design	Actual
MFG	na	na
Serial Num	-	
Model Num	na	na
Inventory Tag ID	-	
Design Type	-	

Motor Data		
	Design	Actual
Motor MFG	-	
Frame	-	
Horsepower	-	
Motor Rpm	-	
Phase	-	
Rated Voltage	-	
Rated Amperage	-	
Frequency	-	
Service Factor	-	
Efficiency	-	
Power Factor	-	

Test Data		
	Design	Actual
SF CFM (Initial)	-	
SF CFM	-	
SF RPM (Initial)	-	
SF RPM	-	
RA CFM	-	
OA CFM	-	
Exhaust CFM	-	
Relief CFM	-	
RL Voltage	-	
RL Amperage	-	
SF Rotation	-	
VFD Max SetPt	-	
VFD Min SetPt	-	
SF Motor Freq(HZ)	-	
SF Flow Station (Kv)	-	
OA Flow Station (Kv)	-	
SF System SetPt	-	
RA Flow Station (Kv)	-	
Relief Flow Station (Kv)	-	
RA Damper Position	-	
RA Damper Type	-	
MA Damper Position	-	
MA Damper Type	-	
OA Damper Position	-	
OA Damper Type	-	
Min OA Damper Position	-	
Min OA Damper Type	-	
Econo Damper Position	-	
Econo Damper Type	-	
Relief Damper Position	-	
Relief Damper Type	-	
OA Enthalpy Setpt	-	
Brake Horse Power	-	

Performance Data		
	Design	Actual
Return Duct SP	-	
MA Plenum SP	-	
Fan Suction SP	-	
Fan Discharge SP	-	
Supply Duct SP	-	
Total ESP	-	
Fan Total SP	-	
Pre-Filter P.D.	-	
Final Filters P.D.	-	
Cooling Coil P.D.	-	
CHW Coil P.D.	-	
PreHeat Coil P.D.	-	
HW Coil P.D.	-	
Steam Coil P.D.	-	
Heat Wheel (Exh) P.D.	-	
Heat Wheel (Sup) P.D.	-	
OA Temp (db/wb)	-	
RA Temp (db/wb)	-	
MA Temp (db/wb)	-	
SA Temp (db/wb)	-	
HW Coil Delta T	-	
CW Coil Delta T	-	
Coil Delta T	-	
Heat Wheel(Exh) Delta T	-	
Heat Wheel(Sup) Delta T	-	



Chetu Development

Project: 10 Jan 2023

System/Unit: AHU/RTU



Asset: AHU1-AHU10

AREA:

Unit Data		
	Design	Actual
MFG	na	na
Serial Num	-	
Model Num	na	na
Inventory Tag ID	-	
Design Type	-	

Motor Data		
	Design	Actual
Motor MFG	-	
Frame	-	
Horsepower	-	
Motor Rpm	-	
Phase	-	
Rated Voltage	-	
Rated Amperage	-	
Frequency	-	
Service Factor	-	
Efficiency	-	
Power Factor	-	

Test Data		
	Design	Actual
SF CFM (Initial)	-	
SF CFM	-	
SF RPM (Initial)	-	
SF RPM	-	
RA CFM	-	
OA CFM	-	
Exhaust CFM	-	
Relief CFM	-	
RL Voltage	-	
RL Amperage	-	
SF Rotation	-	
VFD Max SetPt	-	
VFD Min SetPt	-	
SF Motor Freq(HZ)	-	
SF Flow Station (Kv)	-	
OA Flow Station (Kv)	-	
SF System SetPt	-	
RA Flow Station (Kv)	-	
Relief Flow Station (Kv)	-	
RA Damper Position	-	
RA Damper Type	-	
MA Damper Position	-	
MA Damper Type	-	
OA Damper Position	-	
OA Damper Type	-	
Min OA Damper Position	-	
Min OA Damper Type	-	
Econo Damper Position	-	
Econo Damper Type	-	
Relief Damper Position	-	
Relief Damper Type	-	
OA Enthalpy Setpt	-	
Brake Horse Power	-	

Performance Data		
	Design	Actual
Return Duct SP	-	
MA Plenum SP	-	
Fan Suction SP	-	
Fan Discharge SP	-	
Supply Duct SP	-	
Total ESP	-	
Fan Total SP	-	
Pre-Filter P.D.	-	
Final Filters P.D.	-	
Cooling Coil P.D.	-	
CHW Coil P.D.	-	
PreHeat Coil P.D.	-	
HW Coil P.D.	-	
Steam Coil P.D.	-	
Heat Wheel (Exh) P.D.	-	
Heat Wheel (Sup) P.D.	-	
OA Temp (db/wb)	-	
RA Temp (db/wb)	-	
MA Temp (db/wb)	-	
SA Temp (db/wb)	-	
HW Coil Delta T	-	
CW Coil Delta T	-	
Coil Delta T	-	
Heat Wheel(Exh) Delta T	-	
Heat Wheel(Sup) Delta T	-	



Chetu Development

Project: 10 Jan 2023

System/Unit: AHU/RTU



Asset: AHU1-AHU11

AREA:

Unit Data		
	Design	Actual
MFG	na	na
Serial Num	-	
Model Num	na	na
Inventory Tag ID	-	
Design Type	-	

Motor Data		
	Design	Actual
Motor MFG	-	
Frame	-	
Horsepower	-	
Motor Rpm	-	
Phase	-	
Rated Voltage	-	
Rated Amperage	-	
Frequency	-	
Service Factor	-	
Efficiency	-	
Power Factor	-	

Test Data		
	Design	Actual
SF CFM (Initial)	-	
SF CFM	-	
SF RPM (Initial)	-	
SF RPM	-	
RA CFM	-	
OA CFM	-	
Exhaust CFM	-	
Relief CFM	-	
RL Voltage	-	
RL Amperage	-	
SF Rotation	-	
VFD Max SetPt	-	
VFD Min SetPt	-	
SF Motor Freq(HZ)	-	
SF Flow Station (Kv)	-	
OA Flow Station (Kv)	-	
SF System SetPt	-	
RA Flow Station (Kv)	-	
Relief Flow Station (Kv)	-	
RA Damper Position	-	
RA Damper Type	-	
MA Damper Position	-	
MA Damper Type	-	
OA Damper Position	-	
OA Damper Type	-	
Min OA Damper Position	-	
Min OA Damper Type	-	
Econo Damper Position	-	
Econo Damper Type	-	
Relief Damper Position	-	
Relief Damper Type	-	
OA Enthalpy Setpt	-	
Brake Horse Power	-	

Performance Data		
	Design	Actual
Return Duct SP	-	
MA Plenum SP	-	
Fan Suction SP	-	
Fan Discharge SP	-	
Supply Duct SP	-	
Total ESP	-	
Fan Total SP	-	
Pre-Filter P.D.	-	
Final Filters P.D.	-	
Cooling Coil P.D.	-	
CHW Coil P.D.	-	
PreHeat Coil P.D.	-	
HW Coil P.D.	-	
Steam Coil P.D.	-	
Heat Wheel (Exh) P.D.	-	
Heat Wheel (Sup) P.D.	-	
OA Temp (db/wb)	-	
RA Temp (db/wb)	-	
MA Temp (db/wb)	-	
SA Temp (db/wb)	-	
HW Coil Delta T	-	
CW Coil Delta T	-	
Coil Delta T	-	
Heat Wheel(Exh) Delta T	-	
Heat Wheel(Sup) Delta T	-	



Chetu Development

Project: 10 Jan 2023

System/Unit: AHU/RTU



Asset: AHU1-AHU12

AREA:

Unit Data		
	Design	Actual
MFG	na	na
Serial Num	-	
Model Num	na	na
Inventory Tag ID	-	
Design Type	-	

Motor Data		
	Design	Actual
Motor MFG	-	
Frame	-	
Horsepower	-	
Motor Rpm	-	
Phase	-	
Rated Voltage	-	
Rated Amperage	-	
Frequency	-	
Service Factor	-	
Efficiency	-	
Power Factor	-	

Test Data		
	Design	Actual
SF CFM (Initial)	-	
SF CFM	-	
SF RPM (Initial)	-	
SF RPM	-	
RA CFM	-	
OA CFM	-	
Exhaust CFM	-	
Relief CFM	-	
RL Voltage	-	
RL Amperage	-	
SF Rotation	-	
VFD Max SetPt	-	
VFD Min SetPt	-	
SF Motor Freq(HZ)	-	
SF Flow Station (Kv)	-	
OA Flow Station (Kv)	-	
SF System SetPt	-	
RA Flow Station (Kv)	-	
Relief Flow Station (Kv)	-	
RA Damper Position	-	
RA Damper Type	-	
MA Damper Position	-	
MA Damper Type	-	
OA Damper Position	-	
OA Damper Type	-	
Min OA Damper Position	-	
Min OA Damper Type	-	
Econo Damper Position	-	
Econo Damper Type	-	
Relief Damper Position	-	
Relief Damper Type	-	
OA Enthalpy Setpt	-	
Brake Horse Power	-	

Performance Data		
	Design	Actual
Return Duct SP	-	
MA Plenum SP	-	
Fan Suction SP	-	
Fan Discharge SP	-	
Supply Duct SP	-	
Total ESP	-	
Fan Total SP	-	
Pre-Filter P.D.	-	
Final Filters P.D.	-	
Cooling Coil P.D.	-	
CHW Coil P.D.	-	
PreHeat Coil P.D.	-	
HW Coil P.D.	-	
Steam Coil P.D.	-	
Heat Wheel (Exh) P.D.	-	
Heat Wheel (Sup) P.D.	-	
OA Temp (db/wb)	-	
RA Temp (db/wb)	-	
MA Temp (db/wb)	-	
SA Temp (db/wb)	-	
HW Coil Delta T	-	
CW Coil Delta T	-	
Coil Delta T	-	
Heat Wheel(Exh) Delta T	-	
Heat Wheel(Sup) Delta T	-	



Chetu Development

Project: 10 Jan 2023

System/Unit: AHU/RTU



Asset: AHU1-AHU13

AREA:

Unit Data		
	Design	Actual
MFG	na	na
Serial Num	-	
Model Num	na	na
Inventory Tag ID	-	
Design Type	-	

Motor Data		
	Design	Actual
Motor MFG	-	
Frame	-	
Horsepower	-	
Motor Rpm	-	
Phase	-	
Rated Voltage	-	
Rated Amperage	-	
Frequency	-	
Service Factor	-	
Efficiency	-	
Power Factor	-	

Test Data		
	Design	Actual
SF CFM (Initial)	-	
SF CFM	-	
SF RPM (Initial)	-	
SF RPM	-	
RA CFM	-	
OA CFM	-	
Exhaust CFM	-	
Relief CFM	-	
RL Voltage	-	
RL Amperage	-	
SF Rotation	-	
VFD Max SetPt	-	
VFD Min SetPt	-	
SF Motor Freq(HZ)	-	
SF Flow Station (Kv)	-	
OA Flow Station (Kv)	-	
SF System SetPt	-	
RA Flow Station (Kv)	-	
Relief Flow Station (Kv)	-	
RA Damper Position	-	
RA Damper Type	-	
MA Damper Position	-	
MA Damper Type	-	
OA Damper Position	-	
OA Damper Type	-	
Min OA Damper Position	-	
Min OA Damper Type	-	
Econo Damper Position	-	
Econo Damper Type	-	
Relief Damper Position	-	
Relief Damper Type	-	
OA Enthalpy Setpt	-	
Brake Horse Power	-	

Performance Data		
	Design	Actual
Return Duct SP	-	
MA Plenum SP	-	
Fan Suction SP	-	
Fan Discharge SP	-	
Supply Duct SP	-	
Total ESP	-	
Fan Total SP	-	
Pre-Filter P.D.	-	
Final Filters P.D.	-	
Cooling Coil P.D.	-	
CHW Coil P.D.	-	
PreHeat Coil P.D.	-	
HW Coil P.D.	-	
Steam Coil P.D.	-	
Heat Wheel (Exh) P.D.	-	
Heat Wheel (Sup) P.D.	-	
OA Temp (db/wb)	-	
RA Temp (db/wb)	-	
MA Temp (db/wb)	-	
SA Temp (db/wb)	-	
HW Coil Delta T	-	
CW Coil Delta T	-	
Coil Delta T	-	
Heat Wheel(Exh) Delta T	-	
Heat Wheel(Sup) Delta T	-	



Chetu Development

Project: 10 Jan 2023

System/Unit: AHU/RTU



Asset: AHU1-AHU14

AREA:

Unit Data		
	Design	Actual
MFG	na	na
Serial Num	-	
Model Num	na	na
Inventory Tag ID	-	
Design Type	-	

Motor Data		
	Design	Actual
Motor MFG	-	
Frame	-	
Horsepower	-	
Motor Rpm	-	
Phase	-	
Rated Voltage	-	
Rated Amperage	-	
Frequency	-	
Service Factor	-	
Efficiency	-	
Power Factor	-	

Test Data		
	Design	Actual
SF CFM (Initial)	-	
SF CFM	-	
SF RPM (Initial)	-	
SF RPM	-	
RA CFM	-	
OA CFM	-	
Exhaust CFM	-	
Relief CFM	-	
RL Voltage	-	
RL Amperage	-	
SF Rotation	-	
VFD Max SetPt	-	
VFD Min SetPt	-	
SF Motor Freq(HZ)	-	
SF Flow Station (Kv)	-	
OA Flow Station (Kv)	-	
SF System SetPt	-	
RA Flow Station (Kv)	-	
Relief Flow Station (Kv)	-	
RA Damper Position	-	
RA Damper Type	-	
MA Damper Position	-	
MA Damper Type	-	
OA Damper Position	-	
OA Damper Type	-	
Min OA Damper Position	-	
Min OA Damper Type	-	
Econo Damper Position	-	
Econo Damper Type	-	
Relief Damper Position	-	
Relief Damper Type	-	
OA Enthalpy Setpt	-	
Brake Horse Power	-	

Performance Data		
	Design	Actual
Return Duct SP	-	
MA Plenum SP	-	
Fan Suction SP	-	
Fan Discharge SP	-	
Supply Duct SP	-	
Total ESP	-	
Fan Total SP	-	
Pre-Filter P.D.	-	
Final Filters P.D.	-	
Cooling Coil P.D.	-	
CHW Coil P.D.	-	
PreHeat Coil P.D.	-	
HW Coil P.D.	-	
Steam Coil P.D.	-	
Heat Wheel (Exh) P.D.	-	
Heat Wheel (Sup) P.D.	-	
OA Temp (db/wb)	-	
RA Temp (db/wb)	-	
MA Temp (db/wb)	-	
SA Temp (db/wb)	-	
HW Coil Delta T	-	
CW Coil Delta T	-	
Coil Delta T	-	
Heat Wheel(Exh) Delta T	-	
Heat Wheel(Sup) Delta T	-	



Chetu Development

Project: 10 Jan 2023

System/Unit: AHU/RTU



Asset: AHU1-AHU15

AREA:

Unit Data		
	Design	Actual
MFG	na	na
Serial Num	-	
Model Num	na	na
Inventory Tag ID	-	
Design Type	-	

Motor Data		
	Design	Actual
Motor MFG	-	
Frame	-	
Horsepower	-	
Motor Rpm	-	
Phase	-	
Rated Voltage	-	
Rated Amperage	-	
Frequency	-	
Service Factor	-	
Efficiency	-	
Power Factor	-	

Test Data		
	Design	Actual
SF CFM (Initial)	-	
SF CFM	-	
SF RPM (Initial)	-	
SF RPM	-	
RA CFM	-	
OA CFM	-	
Exhaust CFM	-	
Relief CFM	-	
RL Voltage	-	
RL Amperage	-	
SF Rotation	-	
VFD Max SetPt	-	
VFD Min SetPt	-	
SF Motor Freq(HZ)	-	
SF Flow Station (Kv)	-	
OA Flow Station (Kv)	-	
SF System SetPt	-	
RA Flow Station (Kv)	-	
Relief Flow Station (Kv)	-	
RA Damper Position	-	
RA Damper Type	-	
MA Damper Position	-	
MA Damper Type	-	
OA Damper Position	-	
OA Damper Type	-	
Min OA Damper Position	-	
Min OA Damper Type	-	
Econo Damper Position	-	
Econo Damper Type	-	
Relief Damper Position	-	
Relief Damper Type	-	
OA Enthalpy Setpt	-	
Brake Horse Power	-	

Performance Data		
	Design	Actual
Return Duct SP	-	
MA Plenum SP	-	
Fan Suction SP	-	
Fan Discharge SP	-	
Supply Duct SP	-	
Total ESP	-	
Fan Total SP	-	
Pre-Filter P.D.	-	
Final Filters P.D.	-	
Cooling Coil P.D.	-	
CHW Coil P.D.	-	
PreHeat Coil P.D.	-	
HW Coil P.D.	-	
Steam Coil P.D.	-	
Heat Wheel (Exh) P.D.	-	
Heat Wheel (Sup) P.D.	-	
OA Temp (db/wb)	-	
RA Temp (db/wb)	-	
MA Temp (db/wb)	-	
SA Temp (db/wb)	-	
HW Coil Delta T	-	
CW Coil Delta T	-	
Coil Delta T	-	
Heat Wheel(Exh) Delta T	-	
Heat Wheel(Sup) Delta T	-	



Chetu Development

Project: 10 Jan 2023

System/Unit: AHU/RTU



Asset: AHU1-AHU15

AREA:

Unit Data		
	Design	Actual
MFG	na	na
Serial Num	-	
Model Num	na	na
Inventory Tag ID	-	
Design Type	-	

Motor Data		
	Design	Actual
Motor MFG	-	
Frame	-	
Horsepower	-	
Motor Rpm	-	
Phase	-	
Rated Voltage	-	
Rated Amperage	-	
Frequency	-	
Service Factor	-	
Efficiency	-	
Power Factor	-	

Test Data		
	Design	Actual
SF CFM (Initial)	-	
SF CFM	-	
SF RPM (Initial)	-	
SF RPM	-	
RA CFM	-	
OA CFM	-	
Exhaust CFM	-	
Relief CFM	-	
RL Voltage	-	
RL Amperage	-	
SF Rotation	-	
VFD Max SetPt	-	
VFD Min SetPt	-	
SF Motor Freq(HZ)	-	
SF Flow Station (Kv)	-	
OA Flow Station (Kv)	-	
SF System SetPt	-	
RA Flow Station (Kv)	-	
Relief Flow Station (Kv)	-	
RA Damper Position	-	
RA Damper Type	-	
MA Damper Position	-	
MA Damper Type	-	
OA Damper Position	-	
OA Damper Type	-	
Min OA Damper Position	-	
Min OA Damper Type	-	
Econo Damper Position	-	
Econo Damper Type	-	
Relief Damper Position	-	
Relief Damper Type	-	
OA Enthalpy Setpt	-	
Brake Horse Power	-	

Performance Data		
	Design	Actual
Return Duct SP	-	
MA Plenum SP	-	
Fan Suction SP	-	
Fan Discharge SP	-	
Supply Duct SP	-	
Total ESP	-	
Fan Total SP	-	
Pre-Filter P.D.	-	
Final Filters P.D.	-	
Cooling Coil P.D.	-	
CHW Coil P.D.	-	
PreHeat Coil P.D.	-	
HW Coil P.D.	-	
Steam Coil P.D.	-	
Heat Wheel (Exh) P.D.	-	
Heat Wheel (Sup) P.D.	-	
OA Temp (db/wb)	-	
RA Temp (db/wb)	-	
MA Temp (db/wb)	-	
SA Temp (db/wb)	-	
HW Coil Delta T	-	
CW Coil Delta T	-	
Coil Delta T	-	
Heat Wheel(Exh) Delta T	-	
Heat Wheel(Sup) Delta T	-	



Chetu Development

Project: 10 Jan 2023

System/Unit: AHU/RTU



Asset: AHU1-AHU17

AREA:

Unit Data		
	Design	Actual
MFG	na	na
Serial Num	-	
Model Num	na	na
Inventory Tag ID	-	
Design Type	-	

Motor Data		
	Design	Actual
Motor MFG	-	
Frame	-	
Horsepower	-	
Motor Rpm	-	
Phase	-	
Rated Voltage	-	
Rated Amperage	-	
Frequency	-	
Service Factor	-	
Efficiency	-	
Power Factor	-	

Test Data		
	Design	Actual
SF CFM (Initial)	-	
SF CFM	-	
SF RPM (Initial)	-	
SF RPM	-	
RA CFM	-	
OA CFM	-	
Exhaust CFM	-	
Relief CFM	-	
RL Voltage	-	
RL Amperage	-	
SF Rotation	-	
VFD Max SetPt	-	
VFD Min SetPt	-	
SF Motor Freq(HZ)	-	
SF Flow Station (Kv)	-	
OA Flow Station (Kv)	-	
SF System SetPt	-	
RA Flow Station (Kv)	-	
Relief Flow Station (Kv)	-	
RA Damper Position	-	
RA Damper Type	-	
MA Damper Position	-	
MA Damper Type	-	
OA Damper Position	-	
OA Damper Type	-	
Min OA Damper Position	-	
Min OA Damper Type	-	
Econo Damper Position	-	
Econo Damper Type	-	
Relief Damper Position	-	
Relief Damper Type	-	
OA Enthalpy Setpt	-	
Brake Horse Power	-	

Performance Data		
	Design	Actual
Return Duct SP	-	
MA Plenum SP	-	
Fan Suction SP	-	
Fan Discharge SP	-	
Supply Duct SP	-	
Total ESP	-	
Fan Total SP	-	
Pre-Filter P.D.	-	
Final Filters P.D.	-	
Cooling Coil P.D.	-	
CHW Coil P.D.	-	
PreHeat Coil P.D.	-	
HW Coil P.D.	-	
Steam Coil P.D.	-	
Heat Wheel (Exh) P.D.	-	
Heat Wheel (Sup) P.D.	-	
OA Temp (db/wb)	-	
RA Temp (db/wb)	-	
MA Temp (db/wb)	-	
SA Temp (db/wb)	-	
HW Coil Delta T	-	
CW Coil Delta T	-	
Coil Delta T	-	
Heat Wheel(Exh) Delta T	-	
Heat Wheel(Sup) Delta T	-	



Chetu Development

Project: 10 Jan 2023

System/Unit: AHU/RTU



Asset: AHU1-AHU18

AREA:

Unit Data		
	Design	Actual
MFG	na	na
Serial Num	-	
Model Num	na	na
Inventory Tag ID	-	
Design Type	-	

Motor Data		
	Design	Actual
Motor MFG	-	
Frame	-	
Horsepower	-	
Motor Rpm	-	
Phase	-	
Rated Voltage	-	
Rated Amperage	-	
Frequency	-	
Service Factor	-	
Efficiency	-	
Power Factor	-	

Test Data		
	Design	Actual
SF CFM (Initial)	-	
SF CFM	-	
SF RPM (Initial)	-	
SF RPM	-	
RA CFM	-	
OA CFM	-	
Exhaust CFM	-	
Relief CFM	-	
RL Voltage	-	
RL Amperage	-	
SF Rotation	-	
VFD Max SetPt	-	
VFD Min SetPt	-	
SF Motor Freq(HZ)	-	
SF Flow Station (Kv)	-	
OA Flow Station (Kv)	-	
SF System SetPt	-	
RA Flow Station (Kv)	-	
Relief Flow Station (Kv)	-	
RA Damper Position	-	
RA Damper Type	-	
MA Damper Position	-	
MA Damper Type	-	
OA Damper Position	-	
OA Damper Type	-	
Min OA Damper Position	-	
Min OA Damper Type	-	
Econo Damper Position	-	
Econo Damper Type	-	
Relief Damper Position	-	
Relief Damper Type	-	
OA Enthalpy Setpt	-	
Brake Horse Power	-	

Performance Data		
	Design	Actual
Return Duct SP	-	
MA Plenum SP	-	
Fan Suction SP	-	
Fan Discharge SP	-	
Supply Duct SP	-	
Total ESP	-	
Fan Total SP	-	
Pre-Filter P.D.	-	
Final Filters P.D.	-	
Cooling Coil P.D.	-	
CHW Coil P.D.	-	
PreHeat Coil P.D.	-	
HW Coil P.D.	-	
Steam Coil P.D.	-	
Heat Wheel (Exh) P.D.	-	
Heat Wheel (Sup) P.D.	-	
OA Temp (db/wb)	-	
RA Temp (db/wb)	-	
MA Temp (db/wb)	-	
SA Temp (db/wb)	-	
HW Coil Delta T	-	
CW Coil Delta T	-	
Coil Delta T	-	
Heat Wheel(Exh) Delta T	-	
Heat Wheel(Sup) Delta T	-	



Chetu Development

Project: 10 Jan 2023

System/Unit: AHU/RTU



Asset: AHU1-AHU19

AREA:

Unit Data		
	Design	Actual
MFG	na	na
Serial Num	-	
Model Num	na	na
Inventory Tag ID	-	
Design Type	-	

Motor Data		
	Design	Actual
Motor MFG	-	
Frame	-	
Horsepower	-	
Motor Rpm	-	
Phase	-	
Rated Voltage	-	
Rated Amperage	-	
Frequency	-	
Service Factor	-	
Efficiency	-	
Power Factor	-	

Test Data		
	Design	Actual
SF CFM (Initial)	-	
SF CFM	-	
SF RPM (Initial)	-	
SF RPM	-	
RA CFM	-	
OA CFM	-	
Exhaust CFM	-	
Relief CFM	-	
RL Voltage	-	
RL Amperage	-	
SF Rotation	-	
VFD Max SetPt	-	
VFD Min SetPt	-	
SF Motor Freq(HZ)	-	
SF Flow Station (Kv)	-	
OA Flow Station (Kv)	-	
SF System SetPt	-	
RA Flow Station (Kv)	-	
Relief Flow Station (Kv)	-	
RA Damper Position	-	
RA Damper Type	-	
MA Damper Position	-	
MA Damper Type	-	
OA Damper Position	-	
OA Damper Type	-	
Min OA Damper Position	-	
Min OA Damper Type	-	
Econo Damper Position	-	
Econo Damper Type	-	
Relief Damper Position	-	
Relief Damper Type	-	
OA Enthalpy Setpt	-	
Brake Horse Power	-	

Performance Data		
	Design	Actual
Return Duct SP	-	
MA Plenum SP	-	
Fan Suction SP	-	
Fan Discharge SP	-	
Supply Duct SP	-	
Total ESP	-	
Fan Total SP	-	
Pre-Filter P.D.	-	
Final Filters P.D.	-	
Cooling Coil P.D.	-	
CHW Coil P.D.	-	
PreHeat Coil P.D.	-	
HW Coil P.D.	-	
Steam Coil P.D.	-	
Heat Wheel (Exh) P.D.	-	
Heat Wheel (Sup) P.D.	-	
OA Temp (db/wb)	-	
RA Temp (db/wb)	-	
MA Temp (db/wb)	-	
SA Temp (db/wb)	-	
HW Coil Delta T	-	
CW Coil Delta T	-	
Coil Delta T	-	
Heat Wheel(Exh) Delta T	-	
Heat Wheel(Sup) Delta T	-	



Chetu Development

Project: 10 Jan 2023

System/Unit: AHU/RTU



Asset: AHU1-AHU20

AREA:

Unit Data		
	Design	Actual
MFG	na	na
Serial Num	-	
Model Num	na	na
Inventory Tag ID	-	
Design Type	-	

Motor Data		
	Design	Actual
Motor MFG	-	
Frame	-	
Horsepower	-	
Motor Rpm	-	
Phase	-	
Rated Voltage	-	
Rated Amperage	-	
Frequency	-	
Service Factor	-	
Efficiency	-	
Power Factor	-	

Test Data		
	Design	Actual
SF CFM (Initial)	-	
SF CFM	-	
SF RPM (Initial)	-	
SF RPM	-	
RA CFM	-	
OA CFM	-	
Exhaust CFM	-	
Relief CFM	-	
RL Voltage	-	
RL Amperage	-	
SF Rotation	-	
VFD Max SetPt	-	
VFD Min SetPt	-	
SF Motor Freq(HZ)	-	
SF Flow Station (Kv)	-	
OA Flow Station (Kv)	-	
SF System SetPt	-	
RA Flow Station (Kv)	-	
Relief Flow Station (Kv)	-	
RA Damper Position	-	
RA Damper Type	-	
MA Damper Position	-	
MA Damper Type	-	
OA Damper Position	-	
OA Damper Type	-	
Min OA Damper Position	-	
Min OA Damper Type	-	
Econo Damper Position	-	
Econo Damper Type	-	
Relief Damper Position	-	
Relief Damper Type	-	
OA Enthalpy Setpt	-	
Brake Horse Power	-	

Performance Data		
	Design	Actual
Return Duct SP	-	
MA Plenum SP	-	
Fan Suction SP	-	
Fan Discharge SP	-	
Supply Duct SP	-	
Total ESP	-	
Fan Total SP	-	
Pre-Filter P.D.	-	
Final Filters P.D.	-	
Cooling Coil P.D.	-	
CHW Coil P.D.	-	
PreHeat Coil P.D.	-	
HW Coil P.D.	-	
Steam Coil P.D.	-	
Heat Wheel (Exh) P.D.	-	
Heat Wheel (Sup) P.D.	-	
OA Temp (db/wb)	-	
RA Temp (db/wb)	-	
MA Temp (db/wb)	-	
SA Temp (db/wb)	-	
HW Coil Delta T	-	
CW Coil Delta T	-	
Coil Delta T	-	
Heat Wheel(Exh) Delta T	-	
Heat Wheel(Sup) Delta T	-	



Chetu Development

Project: 10 Jan 2023

System/Unit: AHU/RTU



Asset: AHU1-AHU21

AREA:

Unit Data		
	Design	Actual
MFG	na	na
Serial Num	-	
Model Num	na	na
Inventory Tag ID	-	
Design Type	-	

Motor Data		
	Design	Actual
Motor MFG	-	
Frame	-	
Horsepower	-	
Motor Rpm	-	
Phase	-	
Rated Voltage	-	
Rated Amperage	-	
Frequency	-	
Service Factor	-	
Efficiency	-	
Power Factor	-	

Test Data		
	Design	Actual
SF CFM (Initial)	-	
SF CFM	-	
SF RPM (Initial)	-	
SF RPM	-	
RA CFM	-	
OA CFM	-	
Exhaust CFM	-	
Relief CFM	-	
RL Voltage	-	
RL Amperage	-	
SF Rotation	-	
VFD Max SetPt	-	
VFD Min SetPt	-	
SF Motor Freq(HZ)	-	
SF Flow Station (Kv)	-	
OA Flow Station (Kv)	-	
SF System SetPt	-	
RA Flow Station (Kv)	-	
Relief Flow Station (Kv)	-	
RA Damper Position	-	
RA Damper Type	-	
MA Damper Position	-	
MA Damper Type	-	
OA Damper Position	-	
OA Damper Type	-	
Min OA Damper Position	-	
Min OA Damper Type	-	
Econo Damper Position	-	
Econo Damper Type	-	
Relief Damper Position	-	
Relief Damper Type	-	
OA Enthalpy Setpt	-	
Brake Horse Power	-	

Performance Data		
	Design	Actual
Return Duct SP	-	
MA Plenum SP	-	
Fan Suction SP	-	
Fan Discharge SP	-	
Supply Duct SP	-	
Total ESP	-	
Fan Total SP	-	
Pre-Filter P.D.	-	
Final Filters P.D.	-	
Cooling Coil P.D.	-	
CHW Coil P.D.	-	
PreHeat Coil P.D.	-	
HW Coil P.D.	-	
Steam Coil P.D.	-	
Heat Wheel (Exh) P.D.	-	
Heat Wheel (Sup) P.D.	-	
OA Temp (db/wb)	-	
RA Temp (db/wb)	-	
MA Temp (db/wb)	-	
SA Temp (db/wb)	-	
HW Coil Delta T	-	
CW Coil Delta T	-	
Coil Delta T	-	
Heat Wheel(Exh) Delta T	-	
Heat Wheel(Sup) Delta T	-	



Chetu Development

Project: 10 Jan 2023

System/Unit: AHU/RTU



Asset: AHU1-AHU22

AREA:

Unit Data		
	Design	Actual
MFG	na	na
Serial Num	-	
Model Num	na	na
Inventory Tag ID	-	
Design Type	-	

Motor Data		
	Design	Actual
Motor MFG	-	
Frame	-	
Horsepower	-	
Motor Rpm	-	
Phase	-	
Rated Voltage	-	
Rated Amperage	-	
Frequency	-	
Service Factor	-	
Efficiency	-	
Power Factor	-	

Test Data		
	Design	Actual
SF CFM (Initial)	-	
SF CFM	-	
SF RPM (Initial)	-	
SF RPM	-	
RA CFM	-	
OA CFM	-	
Exhaust CFM	-	
Relief CFM	-	
RL Voltage	-	
RL Amperage	-	
SF Rotation	-	
VFD Max SetPt	-	
VFD Min SetPt	-	
SF Motor Freq(HZ)	-	
SF Flow Station (Kv)	-	
OA Flow Station (Kv)	-	
SF System SetPt	-	
RA Flow Station (Kv)	-	
Relief Flow Station (Kv)	-	
RA Damper Position	-	
RA Damper Type	-	
MA Damper Position	-	
MA Damper Type	-	
OA Damper Position	-	
OA Damper Type	-	
Min OA Damper Position	-	
Min OA Damper Type	-	
Econo Damper Position	-	
Econo Damper Type	-	
Relief Damper Position	-	
Relief Damper Type	-	
OA Enthalpy Setpt	-	
Brake Horse Power	-	

Performance Data		
	Design	Actual
Return Duct SP	-	
MA Plenum SP	-	
Fan Suction SP	-	
Fan Discharge SP	-	
Supply Duct SP	-	
Total ESP	-	
Fan Total SP	-	
Pre-Filter P.D.	-	
Final Filters P.D.	-	
Cooling Coil P.D.	-	
CHW Coil P.D.	-	
PreHeat Coil P.D.	-	
HW Coil P.D.	-	
Steam Coil P.D.	-	
Heat Wheel (Exh) P.D.	-	
Heat Wheel (Sup) P.D.	-	
OA Temp (db/wb)	-	
RA Temp (db/wb)	-	
MA Temp (db/wb)	-	
SA Temp (db/wb)	-	
HW Coil Delta T	-	
CW Coil Delta T	-	
Coil Delta T	-	
Heat Wheel(Exh) Delta T	-	
Heat Wheel(Sup) Delta T	-	



Chetu Development

Project: 10 Jan 2023

System/Unit: AHU/RTU



Asset: AHU1-AHU23

AREA:

Unit Data		
	Design	Actual
MFG	na	na
Serial Num	-	
Model Num	na	na
Inventory Tag ID	-	
Design Type	-	

Motor Data		
	Design	Actual
Motor MFG	-	
Frame	-	
Horsepower	-	
Motor Rpm	-	
Phase	-	
Rated Voltage	-	
Rated Amperage	-	
Frequency	-	
Service Factor	-	
Efficiency	-	
Power Factor	-	

Test Data		
	Design	Actual
SF CFM (Initial)	-	
SF CFM	-	
SF RPM (Initial)	-	
SF RPM	-	
RA CFM	-	
OA CFM	-	
Exhaust CFM	-	
Relief CFM	-	
RL Voltage	-	
RL Amperage	-	
SF Rotation	-	
VFD Max SetPt	-	
VFD Min SetPt	-	
SF Motor Freq(HZ)	-	
SF Flow Station (Kv)	-	
OA Flow Station (Kv)	-	
SF System SetPt	-	
RA Flow Station (Kv)	-	
Relief Flow Station (Kv)	-	
RA Damper Position	-	
RA Damper Type	-	
MA Damper Position	-	
MA Damper Type	-	
OA Damper Position	-	
OA Damper Type	-	
Min OA Damper Position	-	
Min OA Damper Type	-	
Econo Damper Position	-	
Econo Damper Type	-	
Relief Damper Position	-	
Relief Damper Type	-	
OA Enthalpy Setpt	-	
Brake Horse Power	-	

Performance Data		
	Design	Actual
Return Duct SP	-	
MA Plenum SP	-	
Fan Suction SP	-	
Fan Discharge SP	-	
Supply Duct SP	-	
Total ESP	-	
Fan Total SP	-	
Pre-Filter P.D.	-	
Final Filters P.D.	-	
Cooling Coil P.D.	-	
CHW Coil P.D.	-	
PreHeat Coil P.D.	-	
HW Coil P.D.	-	
Steam Coil P.D.	-	
Heat Wheel (Exh) P.D.	-	
Heat Wheel (Sup) P.D.	-	
OA Temp (db/wb)	-	
RA Temp (db/wb)	-	
MA Temp (db/wb)	-	
SA Temp (db/wb)	-	
HW Coil Delta T	-	
CW Coil Delta T	-	
Coil Delta T	-	
Heat Wheel(Exh) Delta T	-	
Heat Wheel(Sup) Delta T	-	



Chetu Development

Project: 10 Jan 2023

System/Unit: AHU/RTU



Asset: AHU1-AHU24

AREA:

Unit Data		
	Design	Actual
MFG	na	na
Serial Num	-	
Model Num	na	na
Inventory Tag ID	-	
Design Type	-	

Motor Data		
	Design	Actual
Motor MFG	-	
Frame	-	
Horsepower	-	
Motor Rpm	-	
Phase	-	
Rated Voltage	-	
Rated Amperage	-	
Frequency	-	
Service Factor	-	
Efficiency	-	
Power Factor	-	

Test Data		
	Design	Actual
SF CFM (Initial)	-	
SF CFM	-	
SF RPM (Initial)	-	
SF RPM	-	
RA CFM	-	
OA CFM	-	
Exhaust CFM	-	
Relief CFM	-	
RL Voltage	-	
RL Amperage	-	
SF Rotation	-	
VFD Max SetPt	-	
VFD Min SetPt	-	
SF Motor Freq(HZ)	-	
SF Flow Station (Kv)	-	
OA Flow Station (Kv)	-	
SF System SetPt	-	
RA Flow Station (Kv)	-	
Relief Flow Station (Kv)	-	
RA Damper Position	-	
RA Damper Type	-	
MA Damper Position	-	
MA Damper Type	-	
OA Damper Position	-	
OA Damper Type	-	
Min OA Damper Position	-	
Min OA Damper Type	-	
Econo Damper Position	-	
Econo Damper Type	-	
Relief Damper Position	-	
Relief Damper Type	-	
OA Enthalpy Setpt	-	
Brake Horse Power	-	

Performance Data		
	Design	Actual
Return Duct SP	-	
MA Plenum SP	-	
Fan Suction SP	-	
Fan Discharge SP	-	
Supply Duct SP	-	
Total ESP	-	
Fan Total SP	-	
Pre-Filter P.D.	-	
Final Filters P.D.	-	
Cooling Coil P.D.	-	
CHW Coil P.D.	-	
PreHeat Coil P.D.	-	
HW Coil P.D.	-	
Steam Coil P.D.	-	
Heat Wheel (Exh) P.D.	-	
Heat Wheel (Sup) P.D.	-	
OA Temp (db/wb)	-	
RA Temp (db/wb)	-	
MA Temp (db/wb)	-	
SA Temp (db/wb)	-	
HW Coil Delta T	-	
CW Coil Delta T	-	
Coil Delta T	-	
Heat Wheel(Exh) Delta T	-	
Heat Wheel(Sup) Delta T	-	



Chetu Development

Project: 10 Jan 2023

System/Unit: AHU/RTU



Asset: AHU1-AHU25

AREA:

Unit Data		
	Design	Actual
MFG	na	na
Serial Num	-	
Model Num	na	na
Inventory Tag ID	-	
Design Type	-	

Motor Data		
	Design	Actual
Motor MFG	-	
Frame	-	
Horsepower	-	
Motor Rpm	-	
Phase	-	
Rated Voltage	-	
Rated Amperage	-	
Frequency	-	
Service Factor	-	
Efficiency	-	
Power Factor	-	

Test Data		
	Design	Actual
SF CFM (Initial)	-	
SF CFM	-	
SF RPM (Initial)	-	
SF RPM	-	
RA CFM	-	
OA CFM	-	
Exhaust CFM	-	
Relief CFM	-	
RL Voltage	-	
RL Amperage	-	
SF Rotation	-	
VFD Max SetPt	-	
VFD Min SetPt	-	
SF Motor Freq(HZ)	-	
SF Flow Station (Kv)	-	
OA Flow Station (Kv)	-	
SF System SetPt	-	
RA Flow Station (Kv)	-	
Relief Flow Station (Kv)	-	
RA Damper Position	-	
RA Damper Type	-	
MA Damper Position	-	
MA Damper Type	-	
OA Damper Position	-	
OA Damper Type	-	
Min OA Damper Position	-	
Min OA Damper Type	-	
Econo Damper Position	-	
Econo Damper Type	-	
Relief Damper Position	-	
Relief Damper Type	-	
OA Enthalpy Setpt	-	
Brake Horse Power	-	

Performance Data		
	Design	Actual
Return Duct SP	-	
MA Plenum SP	-	
Fan Suction SP	-	
Fan Discharge SP	-	
Supply Duct SP	-	
Total ESP	-	
Fan Total SP	-	
Pre-Filter P.D.	-	
Final Filters P.D.	-	
Cooling Coil P.D.	-	
CHW Coil P.D.	-	
PreHeat Coil P.D.	-	
HW Coil P.D.	-	
Steam Coil P.D.	-	
Heat Wheel (Exh) P.D.	-	
Heat Wheel (Sup) P.D.	-	
OA Temp (db/wb)	-	
RA Temp (db/wb)	-	
MA Temp (db/wb)	-	
SA Temp (db/wb)	-	
HW Coil Delta T	-	
CW Coil Delta T	-	
Coil Delta T	-	
Heat Wheel(Exh) Delta T	-	
Heat Wheel(Sup) Delta T	-	



Chetu Development

Project: 10 Jan 2023

System/Unit: AHU/RTU



Asset: AHU1-AHU26

AREA:

Unit Data		
	Design	Actual
MFG	na	na
Serial Num	-	
Model Num	na	na
Inventory Tag ID	-	
Design Type	-	

Motor Data		
	Design	Actual
Motor MFG	-	
Frame	-	
Horsepower	-	
Motor Rpm	-	
Phase	-	
Rated Voltage	-	
Rated Amperage	-	
Frequency	-	
Service Factor	-	
Efficiency	-	
Power Factor	-	

Test Data		
	Design	Actual
SF CFM (Initial)	-	
SF CFM	-	
SF RPM (Initial)	-	
SF RPM	-	
RA CFM	-	
OA CFM	-	
Exhaust CFM	-	
Relief CFM	-	
RL Voltage	-	
RL Amperage	-	
SF Rotation	-	
VFD Max SetPt	-	
VFD Min SetPt	-	
SF Motor Freq(HZ)	-	
SF Flow Station (Kv)	-	
OA Flow Station (Kv)	-	
SF System SetPt	-	
RA Flow Station (Kv)	-	
Relief Flow Station (Kv)	-	
RA Damper Position	-	
RA Damper Type	-	
MA Damper Position	-	
MA Damper Type	-	
OA Damper Position	-	
OA Damper Type	-	
Min OA Damper Position	-	
Min OA Damper Type	-	
Econo Damper Position	-	
Econo Damper Type	-	
Relief Damper Position	-	
Relief Damper Type	-	
OA Enthalpy Setpt	-	
Brake Horse Power	-	

Performance Data		
	Design	Actual
Return Duct SP	-	
MA Plenum SP	-	
Fan Suction SP	-	
Fan Discharge SP	-	
Supply Duct SP	-	
Total ESP	-	
Fan Total SP	-	
Pre-Filter P.D.	-	
Final Filters P.D.	-	
Cooling Coil P.D.	-	
CHW Coil P.D.	-	
PreHeat Coil P.D.	-	
HW Coil P.D.	-	
Steam Coil P.D.	-	
Heat Wheel (Exh) P.D.	-	
Heat Wheel (Sup) P.D.	-	
OA Temp (db/wb)	-	
RA Temp (db/wb)	-	
MA Temp (db/wb)	-	
SA Temp (db/wb)	-	
HW Coil Delta T	-	
CW Coil Delta T	-	
Coil Delta T	-	
Heat Wheel(Exh) Delta T	-	
Heat Wheel(Sup) Delta T	-	



Chetu Development

Project: 10 Jan 2023

System/Unit: AHU/RTU



Asset: AHU1-AHU27

AREA:

Unit Data		
	Design	Actual
MFG	na	na
Serial Num	-	
Model Num	na	na
Inventory Tag ID	-	
Design Type	-	

Motor Data		
	Design	Actual
Motor MFG	-	
Frame	-	
Horsepower	-	
Motor Rpm	-	
Phase	-	
Rated Voltage	-	
Rated Amperage	-	
Frequency	-	
Service Factor	-	
Efficiency	-	
Power Factor	-	

Test Data		
	Design	Actual
SF CFM (Initial)	-	
SF CFM	-	
SF RPM (Initial)	-	
SF RPM	-	
RA CFM	-	
OA CFM	-	
Exhaust CFM	-	
Relief CFM	-	
RL Voltage	-	
RL Amperage	-	
SF Rotation	-	
VFD Max SetPt	-	
VFD Min SetPt	-	
SF Motor Freq(HZ)	-	
SF Flow Station (Kv)	-	
OA Flow Station (Kv)	-	
SF System SetPt	-	
RA Flow Station (Kv)	-	
Relief Flow Station (Kv)	-	
RA Damper Position	-	
RA Damper Type	-	
MA Damper Position	-	
MA Damper Type	-	
OA Damper Position	-	
OA Damper Type	-	
Min OA Damper Position	-	
Min OA Damper Type	-	
Econo Damper Position	-	
Econo Damper Type	-	
Relief Damper Position	-	
Relief Damper Type	-	
OA Enthalpy Setpt	-	
Brake Horse Power	-	

Performance Data		
	Design	Actual
Return Duct SP	-	
MA Plenum SP	-	
Fan Suction SP	-	
Fan Discharge SP	-	
Supply Duct SP	-	
Total ESP	-	
Fan Total SP	-	
Pre-Filter P.D.	-	
Final Filters P.D.	-	
Cooling Coil P.D.	-	
CHW Coil P.D.	-	
PreHeat Coil P.D.	-	
HW Coil P.D.	-	
Steam Coil P.D.	-	
Heat Wheel (Exh) P.D.	-	
Heat Wheel (Sup) P.D.	-	
OA Temp (db/wb)	-	
RA Temp (db/wb)	-	
MA Temp (db/wb)	-	
SA Temp (db/wb)	-	
HW Coil Delta T	-	
CW Coil Delta T	-	
Coil Delta T	-	
Heat Wheel(Exh) Delta T	-	
Heat Wheel(Sup) Delta T	-	



Chetu Development

Project: 10 Jan 2023

System/Unit: AHU/RTU



Asset: AHU1-AHU28

AREA:

Unit Data		
	Design	Actual
MFG	na	na
Serial Num	-	
Model Num	na	na
Inventory Tag ID	-	
Design Type	-	

Motor Data		
	Design	Actual
Motor MFG	-	
Frame	-	
Horsepower	-	
Motor Rpm	-	
Phase	-	
Rated Voltage	-	
Rated Amperage	-	
Frequency	-	
Service Factor	-	
Efficiency	-	
Power Factor	-	

Test Data		
	Design	Actual
SF CFM (Initial)	-	
SF CFM	-	
SF RPM (Initial)	-	
SF RPM	-	
RA CFM	-	
OA CFM	-	
Exhaust CFM	-	
Relief CFM	-	
RL Voltage	-	
RL Amperage	-	
SF Rotation	-	
VFD Max SetPt	-	
VFD Min SetPt	-	
SF Motor Freq(HZ)	-	
SF Flow Station (Kv)	-	
OA Flow Station (Kv)	-	
SF System SetPt	-	
RA Flow Station (Kv)	-	
Relief Flow Station (Kv)	-	
RA Damper Position	-	
RA Damper Type	-	
MA Damper Position	-	
MA Damper Type	-	
OA Damper Position	-	
OA Damper Type	-	
Min OA Damper Position	-	
Min OA Damper Type	-	
Econo Damper Position	-	
Econo Damper Type	-	
Relief Damper Position	-	
Relief Damper Type	-	
OA Enthalpy Setpt	-	
Brake Horse Power	-	

Performance Data		
	Design	Actual
Return Duct SP	-	
MA Plenum SP	-	
Fan Suction SP	-	
Fan Discharge SP	-	
Supply Duct SP	-	
Total ESP	-	
Fan Total SP	-	
Pre-Filter P.D.	-	
Final Filters P.D.	-	
Cooling Coil P.D.	-	
CHW Coil P.D.	-	
PreHeat Coil P.D.	-	
HW Coil P.D.	-	
Steam Coil P.D.	-	
Heat Wheel (Exh) P.D.	-	
Heat Wheel (Sup) P.D.	-	
OA Temp (db/wb)	-	
RA Temp (db/wb)	-	
MA Temp (db/wb)	-	
SA Temp (db/wb)	-	
HW Coil Delta T	-	
CW Coil Delta T	-	
Coil Delta T	-	
Heat Wheel(Exh) Delta T	-	
Heat Wheel(Sup) Delta T	-	



Chetu Development

Project: 10 Jan 2023

System/Unit: AHU/RTU



Asset: AHU1-AHU29

AREA:

Unit Data		
	Design	Actual
MFG	na	na
Serial Num	-	
Model Num	na	na
Inventory Tag ID	-	
Design Type	-	

Motor Data		
	Design	Actual
Motor MFG	-	
Frame	-	
Horsepower	-	
Motor Rpm	-	
Phase	-	
Rated Voltage	-	
Rated Amperage	-	
Frequency	-	
Service Factor	-	
Efficiency	-	
Power Factor	-	

Test Data		
	Design	Actual
SF CFM (Initial)	-	
SF CFM	-	
SF RPM (Initial)	-	
SF RPM	-	
RA CFM	-	
OA CFM	-	
Exhaust CFM	-	
Relief CFM	-	
RL Voltage	-	
RL Amperage	-	
SF Rotation	-	
VFD Max SetPt	-	
VFD Min SetPt	-	
SF Motor Freq(HZ)	-	
SF Flow Station (Kv)	-	
OA Flow Station (Kv)	-	
SF System SetPt	-	
RA Flow Station (Kv)	-	
Relief Flow Station (Kv)	-	
RA Damper Position	-	
RA Damper Type	-	
MA Damper Position	-	
MA Damper Type	-	
OA Damper Position	-	
OA Damper Type	-	
Min OA Damper Position	-	
Min OA Damper Type	-	
Econo Damper Position	-	
Econo Damper Type	-	
Relief Damper Position	-	
Relief Damper Type	-	
OA Enthalpy Setpt	-	
Brake Horse Power	-	

Performance Data		
	Design	Actual
Return Duct SP	-	
MA Plenum SP	-	
Fan Suction SP	-	
Fan Discharge SP	-	
Supply Duct SP	-	
Total ESP	-	
Fan Total SP	-	
Pre-Filter P.D.	-	
Final Filters P.D.	-	
Cooling Coil P.D.	-	
CHW Coil P.D.	-	
PreHeat Coil P.D.	-	
HW Coil P.D.	-	
Steam Coil P.D.	-	
Heat Wheel (Exh) P.D.	-	
Heat Wheel (Sup) P.D.	-	
OA Temp (db/wb)	-	
RA Temp (db/wb)	-	
MA Temp (db/wb)	-	
SA Temp (db/wb)	-	
HW Coil Delta T	-	
CW Coil Delta T	-	
Coil Delta T	-	
Heat Wheel(Exh) Delta T	-	
Heat Wheel(Sup) Delta T	-	



Chetu Development

Project: 10 Jan 2023

System/Unit: AHU/RTU



Asset: AHU1-AHU30

AREA:

Unit Data		
	Design	Actual
MFG	na	na
Serial Num	-	
Model Num	na	na
Inventory Tag ID	-	
Design Type	-	

Motor Data		
	Design	Actual
Motor MFG	-	
Frame	-	
Horsepower	-	
Motor Rpm	-	
Phase	-	
Rated Voltage	-	
Rated Amperage	-	
Frequency	-	
Service Factor	-	
Efficiency	-	
Power Factor	-	

Test Data		
	Design	Actual
SF CFM (Initial)	-	
SF CFM	-	
SF RPM (Initial)	-	
SF RPM	-	
RA CFM	-	
OA CFM	-	
Exhaust CFM	-	
Relief CFM	-	
RL Voltage	-	
RL Amperage	-	
SF Rotation	-	
VFD Max SetPt	-	
VFD Min SetPt	-	
SF Motor Freq(HZ)	-	
SF Flow Station (Kv)	-	
OA Flow Station (Kv)	-	
SF System SetPt	-	
RA Flow Station (Kv)	-	
Relief Flow Station (Kv)	-	
RA Damper Position	-	
RA Damper Type	-	
MA Damper Position	-	
MA Damper Type	-	
OA Damper Position	-	
OA Damper Type	-	
Min OA Damper Position	-	
Min OA Damper Type	-	
Econo Damper Position	-	
Econo Damper Type	-	
Relief Damper Position	-	
Relief Damper Type	-	
OA Enthalpy Setpt	-	
Brake Horse Power	-	

Performance Data		
	Design	Actual
Return Duct SP	-	
MA Plenum SP	-	
Fan Suction SP	-	
Fan Discharge SP	-	
Supply Duct SP	-	
Total ESP	-	
Fan Total SP	-	
Pre-Filter P.D.	-	
Final Filters P.D.	-	
Cooling Coil P.D.	-	
CHW Coil P.D.	-	
PreHeat Coil P.D.	-	
HW Coil P.D.	-	
Steam Coil P.D.	-	
Heat Wheel (Exh) P.D.	-	
Heat Wheel (Sup) P.D.	-	
OA Temp (db/wb)	-	
RA Temp (db/wb)	-	
MA Temp (db/wb)	-	
SA Temp (db/wb)	-	
HW Coil Delta T	-	
CW Coil Delta T	-	
Coil Delta T	-	
Heat Wheel(Exh) Delta T	-	
Heat Wheel(Sup) Delta T	-	



Chetu Development

Project: 10 Jan 2023

System/Unit: AHU/RTU



Asset: AHU1-AHU31

AREA:

Unit Data		
	Design	Actual
MFG	na	na
Serial Num	-	
Model Num	na	na
Inventory Tag ID	-	
Design Type	-	

Motor Data		
	Design	Actual
Motor MFG	-	
Frame	-	
Horsepower	-	
Motor Rpm	-	
Phase	-	
Rated Voltage	-	
Rated Amperage	-	
Frequency	-	
Service Factor	-	
Efficiency	-	
Power Factor	-	

Test Data		
	Design	Actual
SF CFM (Initial)	-	
SF CFM	-	
SF RPM (Initial)	-	
SF RPM	-	
RA CFM	-	
OA CFM	-	
Exhaust CFM	-	
Relief CFM	-	
RL Voltage	-	
RL Amperage	-	
SF Rotation	-	
VFD Max SetPt	-	
VFD Min SetPt	-	
SF Motor Freq(HZ)	-	
SF Flow Station (Kv)	-	
OA Flow Station (Kv)	-	
SF System SetPt	-	
RA Flow Station (Kv)	-	
Relief Flow Station (Kv)	-	
RA Damper Position	-	
RA Damper Type	-	
MA Damper Position	-	
MA Damper Type	-	
OA Damper Position	-	
OA Damper Type	-	
Min OA Damper Position	-	
Min OA Damper Type	-	
Econo Damper Position	-	
Econo Damper Type	-	
Relief Damper Position	-	
Relief Damper Type	-	
OA Enthalpy Setpt	-	
Brake Horse Power	-	

Performance Data		
	Design	Actual
Return Duct SP	-	
MA Plenum SP	-	
Fan Suction SP	-	
Fan Discharge SP	-	
Supply Duct SP	-	
Total ESP	-	
Fan Total SP	-	
Pre-Filter P.D.	-	
Final Filters P.D.	-	
Cooling Coil P.D.	-	
CHW Coil P.D.	-	
PreHeat Coil P.D.	-	
HW Coil P.D.	-	
Steam Coil P.D.	-	
Heat Wheel (Exh) P.D.	-	
Heat Wheel (Sup) P.D.	-	
OA Temp (db/wb)	-	
RA Temp (db/wb)	-	
MA Temp (db/wb)	-	
SA Temp (db/wb)	-	
HW Coil Delta T	-	
CW Coil Delta T	-	
Coil Delta T	-	
Heat Wheel(Exh) Delta T	-	
Heat Wheel(Sup) Delta T	-	



Chetu Development

Project: 10 Jan 2023

System/Unit: AHU/RTU



Asset: AHU1-AHU32

AREA:

Unit Data		
	Design	Actual
MFG	na	na
Serial Num	-	
Model Num	na	na
Inventory Tag ID	-	
Design Type	-	

Motor Data		
	Design	Actual
Motor MFG	-	
Frame	-	
Horsepower	-	
Motor Rpm	-	
Phase	-	
Rated Voltage	-	
Rated Amperage	-	
Frequency	-	
Service Factor	-	
Efficiency	-	
Power Factor	-	

Test Data		
	Design	Actual
SF CFM (Initial)	-	
SF CFM	-	
SF RPM (Initial)	-	
SF RPM	-	
RA CFM	-	
OA CFM	-	
Exhaust CFM	-	
Relief CFM	-	
RL Voltage	-	
RL Amperage	-	
SF Rotation	-	
VFD Max SetPt	-	
VFD Min SetPt	-	
SF Motor Freq(HZ)	-	
SF Flow Station (Kv)	-	
OA Flow Station (Kv)	-	
SF System SetPt	-	
RA Flow Station (Kv)	-	
Relief Flow Station (Kv)	-	
RA Damper Position	-	
RA Damper Type	-	
MA Damper Position	-	
MA Damper Type	-	
OA Damper Position	-	
OA Damper Type	-	
Min OA Damper Position	-	
Min OA Damper Type	-	
Econo Damper Position	-	
Econo Damper Type	-	
Relief Damper Position	-	
Relief Damper Type	-	
OA Enthalpy Setpt	-	
Brake Horse Power	-	

Performance Data		
	Design	Actual
Return Duct SP	-	
MA Plenum SP	-	
Fan Suction SP	-	
Fan Discharge SP	-	
Supply Duct SP	-	
Total ESP	-	
Fan Total SP	-	
Pre-Filter P.D.	-	
Final Filters P.D.	-	
Cooling Coil P.D.	-	
CHW Coil P.D.	-	
PreHeat Coil P.D.	-	
HW Coil P.D.	-	
Steam Coil P.D.	-	
Heat Wheel (Exh) P.D.	-	
Heat Wheel (Sup) P.D.	-	
OA Temp (db/wb)	-	
RA Temp (db/wb)	-	
MA Temp (db/wb)	-	
SA Temp (db/wb)	-	
HW Coil Delta T	-	
CW Coil Delta T	-	
Coil Delta T	-	
Heat Wheel(Exh) Delta T	-	
Heat Wheel(Sup) Delta T	-	



Chetu Development

Project: 10 Jan 2023

System/Unit: AHU/RTU



Asset: AHU1-AHU33

AREA:

Unit Data		
	Design	Actual
MFG	na	na
Serial Num	-	
Model Num	na	na
Inventory Tag ID	-	
Design Type	-	

Motor Data		
	Design	Actual
Motor MFG	-	
Frame	-	
Horsepower	-	
Motor Rpm	-	
Phase	-	
Rated Voltage	-	
Rated Amperage	-	
Frequency	-	
Service Factor	-	
Efficiency	-	
Power Factor	-	

Test Data		
	Design	Actual
SF CFM (Initial)	-	
SF CFM	-	
SF RPM (Initial)	-	
SF RPM	-	
RA CFM	-	
OA CFM	-	
Exhaust CFM	-	
Relief CFM	-	
RL Voltage	-	
RL Amperage	-	
SF Rotation	-	
VFD Max SetPt	-	
VFD Min SetPt	-	
SF Motor Freq(HZ)	-	
SF Flow Station (Kv)	-	
OA Flow Station (Kv)	-	
SF System SetPt	-	
RA Flow Station (Kv)	-	
Relief Flow Station (Kv)	-	
RA Damper Position	-	
RA Damper Type	-	
MA Damper Position	-	
MA Damper Type	-	
OA Damper Position	-	
OA Damper Type	-	
Min OA Damper Position	-	
Min OA Damper Type	-	
Econo Damper Position	-	
Econo Damper Type	-	
Relief Damper Position	-	
Relief Damper Type	-	
OA Enthalpy Setpt	-	
Brake Horse Power	-	

Performance Data		
	Design	Actual
Return Duct SP	-	
MA Plenum SP	-	
Fan Suction SP	-	
Fan Discharge SP	-	
Supply Duct SP	-	
Total ESP	-	
Fan Total SP	-	
Pre-Filter P.D.	-	
Final Filters P.D.	-	
Cooling Coil P.D.	-	
CHW Coil P.D.	-	
PreHeat Coil P.D.	-	
HW Coil P.D.	-	
Steam Coil P.D.	-	
Heat Wheel (Exh) P.D.	-	
Heat Wheel (Sup) P.D.	-	
OA Temp (db/wb)	-	
RA Temp (db/wb)	-	
MA Temp (db/wb)	-	
SA Temp (db/wb)	-	
HW Coil Delta T	-	
CW Coil Delta T	-	
Coil Delta T	-	
Heat Wheel(Exh) Delta T	-	
Heat Wheel(Sup) Delta T	-	



Chetu Development

Project: 10 Jan 2023

System/Unit: AHU/RTU



Asset: AHU1-AHU34

AREA:

Unit Data		
	Design	Actual
MFG	na	na
Serial Num	-	
Model Num	na	na
Inventory Tag ID	-	
Design Type	-	

Motor Data		
	Design	Actual
Motor MFG	-	
Frame	-	
Horsepower	-	
Motor Rpm	-	
Phase	-	
Rated Voltage	-	
Rated Amperage	-	
Frequency	-	
Service Factor	-	
Efficiency	-	
Power Factor	-	

Test Data		
	Design	Actual
SF CFM (Initial)	-	
SF CFM	-	
SF RPM (Initial)	-	
SF RPM	-	
RA CFM	-	
OA CFM	-	
Exhaust CFM	-	
Relief CFM	-	
RL Voltage	-	
RL Amperage	-	
SF Rotation	-	
VFD Max SetPt	-	
VFD Min SetPt	-	
SF Motor Freq(HZ)	-	
SF Flow Station (Kv)	-	
OA Flow Station (Kv)	-	
SF System SetPt	-	
RA Flow Station (Kv)	-	
Relief Flow Station (Kv)	-	
RA Damper Position	-	
RA Damper Type	-	
MA Damper Position	-	
MA Damper Type	-	
OA Damper Position	-	
OA Damper Type	-	
Min OA Damper Position	-	
Min OA Damper Type	-	
Econo Damper Position	-	
Econo Damper Type	-	
Relief Damper Position	-	
Relief Damper Type	-	
OA Enthalpy Setpt	-	
Brake Horse Power	-	

Performance Data		
	Design	Actual
Return Duct SP	-	
MA Plenum SP	-	
Fan Suction SP	-	
Fan Discharge SP	-	
Supply Duct SP	-	
Total ESP	-	
Fan Total SP	-	
Pre-Filter P.D.	-	
Final Filters P.D.	-	
Cooling Coil P.D.	-	
CHW Coil P.D.	-	
PreHeat Coil P.D.	-	
HW Coil P.D.	-	
Steam Coil P.D.	-	
Heat Wheel (Exh) P.D.	-	
Heat Wheel (Sup) P.D.	-	
OA Temp (db/wb)	-	
RA Temp (db/wb)	-	
MA Temp (db/wb)	-	
SA Temp (db/wb)	-	
HW Coil Delta T	-	
CW Coil Delta T	-	
Coil Delta T	-	
Heat Wheel(Exh) Delta T	-	
Heat Wheel(Sup) Delta T	-	



Chetu Development

Project: 10 Jan 2023

System/Unit: AHU/RTU



Asset: AHU1-AHU35

AREA:

Unit Data		
	Design	Actual
MFG	na	na
Serial Num	-	
Model Num	na	na
Inventory Tag ID	-	
Design Type	-	

Motor Data		
	Design	Actual
Motor MFG	-	
Frame	-	
Horsepower	-	
Motor Rpm	-	
Phase	-	
Rated Voltage	-	
Rated Amperage	-	
Frequency	-	
Service Factor	-	
Efficiency	-	
Power Factor	-	

Test Data		
	Design	Actual
SF CFM (Initial)	-	
SF CFM	-	
SF RPM (Initial)	-	
SF RPM	-	
RA CFM	-	
OA CFM	-	
Exhaust CFM	-	
Relief CFM	-	
RL Voltage	-	
RL Amperage	-	
SF Rotation	-	
VFD Max SetPt	-	
VFD Min SetPt	-	
SF Motor Freq(HZ)	-	
SF Flow Station (Kv)	-	
OA Flow Station (Kv)	-	
SF System SetPt	-	
RA Flow Station (Kv)	-	
Relief Flow Station (Kv)	-	
RA Damper Position	-	
RA Damper Type	-	
MA Damper Position	-	
MA Damper Type	-	
OA Damper Position	-	
OA Damper Type	-	
Min OA Damper Position	-	
Min OA Damper Type	-	
Econo Damper Position	-	
Econo Damper Type	-	
Relief Damper Position	-	
Relief Damper Type	-	
OA Enthalpy Setpt	-	
Brake Horse Power	-	

Performance Data		
	Design	Actual
Return Duct SP	-	
MA Plenum SP	-	
Fan Suction SP	-	
Fan Discharge SP	-	
Supply Duct SP	-	
Total ESP	-	
Fan Total SP	-	
Pre-Filter P.D.	-	
Final Filters P.D.	-	
Cooling Coil P.D.	-	
CHW Coil P.D.	-	
PreHeat Coil P.D.	-	
HW Coil P.D.	-	
Steam Coil P.D.	-	
Heat Wheel (Exh) P.D.	-	
Heat Wheel (Sup) P.D.	-	
OA Temp (db/wb)	-	
RA Temp (db/wb)	-	
MA Temp (db/wb)	-	
SA Temp (db/wb)	-	
HW Coil Delta T	-	
CW Coil Delta T	-	
Coil Delta T	-	
Heat Wheel(Exh) Delta T	-	
Heat Wheel(Sup) Delta T	-	



Chetu Development

Project: 10 Jan 2023

System/Unit: AHU/RTU



Asset: AHU1-AHU36

AREA:

Unit Data		
	Design	Actual
MFG	na	na
Serial Num	-	
Model Num	na	na
Inventory Tag ID	-	
Design Type	-	

Motor Data		
	Design	Actual
Motor MFG	-	
Frame	-	
Horsepower	-	
Motor Rpm	-	
Phase	-	
Rated Voltage	-	
Rated Amperage	-	
Frequency	-	
Service Factor	-	
Efficiency	-	
Power Factor	-	

Test Data		
	Design	Actual
SF CFM (Initial)	-	
SF CFM	-	
SF RPM (Initial)	-	
SF RPM	-	
RA CFM	-	
OA CFM	-	
Exhaust CFM	-	
Relief CFM	-	
RL Voltage	-	
RL Amperage	-	
SF Rotation	-	
VFD Max SetPt	-	
VFD Min SetPt	-	
SF Motor Freq(HZ)	-	
SF Flow Station (Kv)	-	
OA Flow Station (Kv)	-	
SF System SetPt	-	
RA Flow Station (Kv)	-	
Relief Flow Station (Kv)	-	
RA Damper Position	-	
RA Damper Type	-	
MA Damper Position	-	
MA Damper Type	-	
OA Damper Position	-	
OA Damper Type	-	
Min OA Damper Position	-	
Min OA Damper Type	-	
Econo Damper Position	-	
Econo Damper Type	-	
Relief Damper Position	-	
Relief Damper Type	-	
OA Enthalpy Setpt	-	
Brake Horse Power	-	

Performance Data		
	Design	Actual
Return Duct SP	-	
MA Plenum SP	-	
Fan Suction SP	-	
Fan Discharge SP	-	
Supply Duct SP	-	
Total ESP	-	
Fan Total SP	-	
Pre-Filter P.D.	-	
Final Filters P.D.	-	
Cooling Coil P.D.	-	
CHW Coil P.D.	-	
PreHeat Coil P.D.	-	
HW Coil P.D.	-	
Steam Coil P.D.	-	
Heat Wheel (Exh) P.D.	-	
Heat Wheel (Sup) P.D.	-	
OA Temp (db/wb)	-	
RA Temp (db/wb)	-	
MA Temp (db/wb)	-	
SA Temp (db/wb)	-	
HW Coil Delta T	-	
CW Coil Delta T	-	
Coil Delta T	-	
Heat Wheel(Exh) Delta T	-	
Heat Wheel(Sup) Delta T	-	



Chetu Development

Project: 10 Jan 2023

System/Unit: AHU/RTU



Asset: AHU1-AHU37

AREA:

Unit Data		
	Design	Actual
MFG	na	na
Serial Num	-	
Model Num	na	na
Inventory Tag ID	-	
Design Type	-	

Motor Data		
	Design	Actual
Motor MFG	-	
Frame	-	
Horsepower	-	
Motor Rpm	-	
Phase	-	
Rated Voltage	-	
Rated Amperage	-	
Frequency	-	
Service Factor	-	
Efficiency	-	
Power Factor	-	

Test Data		
	Design	Actual
SF CFM (Initial)	-	
SF CFM	-	
SF RPM (Initial)	-	
SF RPM	-	
RA CFM	-	
OA CFM	-	
Exhaust CFM	-	
Relief CFM	-	
RL Voltage	-	
RL Amperage	-	
SF Rotation	-	
VFD Max SetPt	-	
VFD Min SetPt	-	
SF Motor Freq(HZ)	-	
SF Flow Station (Kv)	-	
OA Flow Station (Kv)	-	
SF System SetPt	-	
RA Flow Station (Kv)	-	
Relief Flow Station (Kv)	-	
RA Damper Position	-	
RA Damper Type	-	
MA Damper Position	-	
MA Damper Type	-	
OA Damper Position	-	
OA Damper Type	-	
Min OA Damper Position	-	
Min OA Damper Type	-	
Econo Damper Position	-	
Econo Damper Type	-	
Relief Damper Position	-	
Relief Damper Type	-	
OA Enthalpy Setpt	-	
Brake Horse Power	-	

Performance Data		
	Design	Actual
Return Duct SP	-	
MA Plenum SP	-	
Fan Suction SP	-	
Fan Discharge SP	-	
Supply Duct SP	-	
Total ESP	-	
Fan Total SP	-	
Pre-Filter P.D.	-	
Final Filters P.D.	-	
Cooling Coil P.D.	-	
CHW Coil P.D.	-	
PreHeat Coil P.D.	-	
HW Coil P.D.	-	
Steam Coil P.D.	-	
Heat Wheel (Exh) P.D.	-	
Heat Wheel (Sup) P.D.	-	
OA Temp (db/wb)	-	
RA Temp (db/wb)	-	
MA Temp (db/wb)	-	
SA Temp (db/wb)	-	
HW Coil Delta T	-	
CW Coil Delta T	-	
Coil Delta T	-	
Heat Wheel(Exh) Delta T	-	
Heat Wheel(Sup) Delta T	-	



Chetu Development

Project: 10 Jan 2023

System/Unit: AHU/RTU



Asset: AHU1-AHU38

AREA:

Unit Data		
	Design	Actual
MFG	na	na
Serial Num	-	
Model Num	na	na
Inventory Tag ID	-	
Design Type	-	

Motor Data		
	Design	Actual
Motor MFG	-	
Frame	-	
Horsepower	-	
Motor Rpm	-	
Phase	-	
Rated Voltage	-	
Rated Amperage	-	
Frequency	-	
Service Factor	-	
Efficiency	-	
Power Factor	-	

Test Data		
	Design	Actual
SF CFM (Initial)	-	
SF CFM	-	
SF RPM (Initial)	-	
SF RPM	-	
RA CFM	-	
OA CFM	-	
Exhaust CFM	-	
Relief CFM	-	
RL Voltage	-	
RL Amperage	-	
SF Rotation	-	
VFD Max SetPt	-	
VFD Min SetPt	-	
SF Motor Freq(HZ)	-	
SF Flow Station (Kv)	-	
OA Flow Station (Kv)	-	
SF System SetPt	-	
RA Flow Station (Kv)	-	
Relief Flow Station (Kv)	-	
RA Damper Position	-	
RA Damper Type	-	
MA Damper Position	-	
MA Damper Type	-	
OA Damper Position	-	
OA Damper Type	-	
Min OA Damper Position	-	
Min OA Damper Type	-	
Econo Damper Position	-	
Econo Damper Type	-	
Relief Damper Position	-	
Relief Damper Type	-	
OA Enthalpy Setpt	-	
Brake Horse Power	-	

Performance Data		
	Design	Actual
Return Duct SP	-	
MA Plenum SP	-	
Fan Suction SP	-	
Fan Discharge SP	-	
Supply Duct SP	-	
Total ESP	-	
Fan Total SP	-	
Pre-Filter P.D.	-	
Final Filters P.D.	-	
Cooling Coil P.D.	-	
CHW Coil P.D.	-	
PreHeat Coil P.D.	-	
HW Coil P.D.	-	
Steam Coil P.D.	-	
Heat Wheel (Exh) P.D.	-	
Heat Wheel (Sup) P.D.	-	
OA Temp (db/wb)	-	
RA Temp (db/wb)	-	
MA Temp (db/wb)	-	
SA Temp (db/wb)	-	
HW Coil Delta T	-	
CW Coil Delta T	-	
Coil Delta T	-	
Heat Wheel(Exh) Delta T	-	
Heat Wheel(Sup) Delta T	-	



Chetu Development

Project: 10 Jan 2023

System/Unit: AHU/RTU



Asset: AHU1-AHU39

AREA:

Unit Data		
	Design	Actual
MFG	na	na
Serial Num	-	
Model Num	na	na
Inventory Tag ID	-	
Design Type	-	

Motor Data		
	Design	Actual
Motor MFG	-	
Frame	-	
Horsepower	-	
Motor Rpm	-	
Phase	-	
Rated Voltage	-	
Rated Amperage	-	
Frequency	-	
Service Factor	-	
Efficiency	-	
Power Factor	-	

Test Data		
	Design	Actual
SF CFM (Initial)	-	
SF CFM	-	
SF RPM (Initial)	-	
SF RPM	-	
RA CFM	-	
OA CFM	-	
Exhaust CFM	-	
Relief CFM	-	
RL Voltage	-	
RL Amperage	-	
SF Rotation	-	
VFD Max SetPt	-	
VFD Min SetPt	-	
SF Motor Freq(HZ)	-	
SF Flow Station (Kv)	-	
OA Flow Station (Kv)	-	
SF System SetPt	-	
RA Flow Station (Kv)	-	
Relief Flow Station (Kv)	-	
RA Damper Position	-	
RA Damper Type	-	
MA Damper Position	-	
MA Damper Type	-	
OA Damper Position	-	
OA Damper Type	-	
Min OA Damper Position	-	
Min OA Damper Type	-	
Econo Damper Position	-	
Econo Damper Type	-	
Relief Damper Position	-	
Relief Damper Type	-	
OA Enthalpy Setpt	-	
Brake Horse Power	-	

Performance Data		
	Design	Actual
Return Duct SP	-	
MA Plenum SP	-	
Fan Suction SP	-	
Fan Discharge SP	-	
Supply Duct SP	-	
Total ESP	-	
Fan Total SP	-	
Pre-Filter P.D.	-	
Final Filters P.D.	-	
Cooling Coil P.D.	-	
CHW Coil P.D.	-	
PreHeat Coil P.D.	-	
HW Coil P.D.	-	
Steam Coil P.D.	-	
Heat Wheel (Exh) P.D.	-	
Heat Wheel (Sup) P.D.	-	
OA Temp (db/wb)	-	
RA Temp (db/wb)	-	
MA Temp (db/wb)	-	
SA Temp (db/wb)	-	
HW Coil Delta T	-	
CW Coil Delta T	-	
Coil Delta T	-	
Heat Wheel(Exh) Delta T	-	
Heat Wheel(Sup) Delta T	-	



Chetu Development

Project: 10 Jan 2023

System/Unit: AHU/RTU



Asset: AHU1-AHU39

AREA:

Unit Data		
	Design	Actual
MFG	na	na
Serial Num	-	
Model Num	na	na
Inventory Tag ID	-	
Design Type	-	

Motor Data		
	Design	Actual
Motor MFG	-	
Frame	-	
Horsepower	-	
Motor Rpm	-	
Phase	-	
Rated Voltage	-	
Rated Amperage	-	
Frequency	-	
Service Factor	-	
Efficiency	-	
Power Factor	-	

Test Data		
	Design	Actual
SF CFM (Initial)	-	
SF CFM	-	
SF RPM (Initial)	-	
SF RPM	-	
RA CFM	-	
OA CFM	-	
Exhaust CFM	-	
Relief CFM	-	
RL Voltage	-	
RL Amperage	-	
SF Rotation	-	
VFD Max SetPt	-	
VFD Min SetPt	-	
SF Motor Freq(HZ)	-	
SF Flow Station (Kv)	-	
OA Flow Station (Kv)	-	
SF System SetPt	-	
RA Flow Station (Kv)	-	
Relief Flow Station (Kv)	-	
RA Damper Position	-	
RA Damper Type	-	
MA Damper Position	-	
MA Damper Type	-	
OA Damper Position	-	
OA Damper Type	-	
Min OA Damper Position	-	
Min OA Damper Type	-	
Econo Damper Position	-	
Econo Damper Type	-	
Relief Damper Position	-	
Relief Damper Type	-	
OA Enthalpy Setpt	-	
Brake Horse Power	-	

Performance Data		
	Design	Actual
Return Duct SP	-	
MA Plenum SP	-	
Fan Suction SP	-	
Fan Discharge SP	-	
Supply Duct SP	-	
Total ESP	-	
Fan Total SP	-	
Pre-Filter P.D.	-	
Final Filters P.D.	-	
Cooling Coil P.D.	-	
CHW Coil P.D.	-	
PreHeat Coil P.D.	-	
HW Coil P.D.	-	
Steam Coil P.D.	-	
Heat Wheel (Exh) P.D.	-	
Heat Wheel (Sup) P.D.	-	
OA Temp (db/wb)	-	
RA Temp (db/wb)	-	
MA Temp (db/wb)	-	
SA Temp (db/wb)	-	
HW Coil Delta T	-	
CW Coil Delta T	-	
Coil Delta T	-	
Heat Wheel(Exh) Delta T	-	
Heat Wheel(Sup) Delta T	-	



Chetu Development

Project: 10 Jan 2023

System/Unit: AHU/RTU



Asset: AHU1-AHU40

AREA:

Unit Data		
	Design	Actual
MFG	na	na
Serial Num	-	
Model Num	na	na
Inventory Tag ID	-	
Design Type	-	

Motor Data		
	Design	Actual
Motor MFG	-	
Frame	-	
Horsepower	-	
Motor Rpm	-	
Phase	-	
Rated Voltage	-	
Rated Amperage	-	
Frequency	-	
Service Factor	-	
Efficiency	-	
Power Factor	-	

Test Data		
	Design	Actual
SF CFM (Initial)	-	
SF CFM	-	
SF RPM (Initial)	-	
SF RPM	-	
RA CFM	-	
OA CFM	-	
Exhaust CFM	-	
Relief CFM	-	
RL Voltage	-	
RL Amperage	-	
SF Rotation	-	
VFD Max SetPt	-	
VFD Min SetPt	-	
SF Motor Freq(HZ)	-	
SF Flow Station (Kv)	-	
OA Flow Station (Kv)	-	
SF System SetPt	-	
RA Flow Station (Kv)	-	
Relief Flow Station (Kv)	-	
RA Damper Position	-	
RA Damper Type	-	
MA Damper Position	-	
MA Damper Type	-	
OA Damper Position	-	
OA Damper Type	-	
Min OA Damper Position	-	
Min OA Damper Type	-	
Econo Damper Position	-	
Econo Damper Type	-	
Relief Damper Position	-	
Relief Damper Type	-	
OA Enthalpy Setpt	-	
Brake Horse Power	-	

Performance Data		
	Design	Actual
Return Duct SP	-	
MA Plenum SP	-	
Fan Suction SP	-	
Fan Discharge SP	-	
Supply Duct SP	-	
Total ESP	-	
Fan Total SP	-	
Pre-Filter P.D.	-	
Final Filters P.D.	-	
Cooling Coil P.D.	-	
CHW Coil P.D.	-	
PreHeat Coil P.D.	-	
HW Coil P.D.	-	
Steam Coil P.D.	-	
Heat Wheel (Exh) P.D.	-	
Heat Wheel (Sup) P.D.	-	
OA Temp (db/wb)	-	
RA Temp (db/wb)	-	
MA Temp (db/wb)	-	
SA Temp (db/wb)	-	
HW Coil Delta T	-	
CW Coil Delta T	-	
Coil Delta T	-	
Heat Wheel(Exh) Delta T	-	
Heat Wheel(Sup) Delta T	-	



Chetu Development

Project: 10 Jan 2023

System/Unit: AHU/RTU



Asset: AHU1-AHU41

AREA:

Unit Data		
	Design	Actual
MFG	na	na
Serial Num	-	
Model Num	na	na
Inventory Tag ID	-	
Design Type	-	

Motor Data		
	Design	Actual
Motor MFG	-	
Frame	-	
Horsepower	-	
Motor Rpm	-	
Phase	-	
Rated Voltage	-	
Rated Amperage	-	
Frequency	-	
Service Factor	-	
Efficiency	-	
Power Factor	-	

Test Data		
	Design	Actual
SF CFM (Initial)	-	
SF CFM	-	
SF RPM (Initial)	-	
SF RPM	-	
RA CFM	-	
OA CFM	-	
Exhaust CFM	-	
Relief CFM	-	
RL Voltage	-	
RL Amperage	-	
SF Rotation	-	
VFD Max SetPt	-	
VFD Min SetPt	-	
SF Motor Freq(HZ)	-	
SF Flow Station (Kv)	-	
OA Flow Station (Kv)	-	
SF System SetPt	-	
RA Flow Station (Kv)	-	
Relief Flow Station (Kv)	-	
RA Damper Position	-	
RA Damper Type	-	
MA Damper Position	-	
MA Damper Type	-	
OA Damper Position	-	
OA Damper Type	-	
Min OA Damper Position	-	
Min OA Damper Type	-	
Econo Damper Position	-	
Econo Damper Type	-	
Relief Damper Position	-	
Relief Damper Type	-	
OA Enthalpy Setpt	-	
Brake Horse Power	-	

Performance Data		
	Design	Actual
Return Duct SP	-	
MA Plenum SP	-	
Fan Suction SP	-	
Fan Discharge SP	-	
Supply Duct SP	-	
Total ESP	-	
Fan Total SP	-	
Pre-Filter P.D.	-	
Final Filters P.D.	-	
Cooling Coil P.D.	-	
CHW Coil P.D.	-	
PreHeat Coil P.D.	-	
HW Coil P.D.	-	
Steam Coil P.D.	-	
Heat Wheel (Exh) P.D.	-	
Heat Wheel (Sup) P.D.	-	
OA Temp (db/wb)	-	
RA Temp (db/wb)	-	
MA Temp (db/wb)	-	
SA Temp (db/wb)	-	
HW Coil Delta T	-	
CW Coil Delta T	-	
Coil Delta T	-	
Heat Wheel(Exh) Delta T	-	
Heat Wheel(Sup) Delta T	-	



Chetu Development

Project: 10 Jan 2023

System/Unit: AHU/RTU



Asset: AHU1-AHU42

AREA:

Unit Data		
	Design	Actual
MFG	na	na
Serial Num	-	
Model Num	na	na
Inventory Tag ID	-	
Design Type	-	

Motor Data		
	Design	Actual
Motor MFG	-	
Frame	-	
Horsepower	-	
Motor Rpm	-	
Phase	-	
Rated Voltage	-	
Rated Amperage	-	
Frequency	-	
Service Factor	-	
Efficiency	-	
Power Factor	-	

Test Data		
	Design	Actual
SF CFM (Initial)	-	
SF CFM	-	
SF RPM (Initial)	-	
SF RPM	-	
RA CFM	-	
OA CFM	-	
Exhaust CFM	-	
Relief CFM	-	
RL Voltage	-	
RL Amperage	-	
SF Rotation	-	
VFD Max SetPt	-	
VFD Min SetPt	-	
SF Motor Freq(HZ)	-	
SF Flow Station (Kv)	-	
OA Flow Station (Kv)	-	
SF System SetPt	-	
RA Flow Station (Kv)	-	
Relief Flow Station (Kv)	-	
RA Damper Position	-	
RA Damper Type	-	
MA Damper Position	-	
MA Damper Type	-	
OA Damper Position	-	
OA Damper Type	-	
Min OA Damper Position	-	
Min OA Damper Type	-	
Econo Damper Position	-	
Econo Damper Type	-	
Relief Damper Position	-	
Relief Damper Type	-	
OA Enthalpy Setpt	-	
Brake Horse Power	-	

Performance Data		
	Design	Actual
Return Duct SP	-	
MA Plenum SP	-	
Fan Suction SP	-	
Fan Discharge SP	-	
Supply Duct SP	-	
Total ESP	-	
Fan Total SP	-	
Pre-Filter P.D.	-	
Final Filters P.D.	-	
Cooling Coil P.D.	-	
CHW Coil P.D.	-	
PreHeat Coil P.D.	-	
HW Coil P.D.	-	
Steam Coil P.D.	-	
Heat Wheel (Exh) P.D.	-	
Heat Wheel (Sup) P.D.	-	
OA Temp (db/wb)	-	
RA Temp (db/wb)	-	
MA Temp (db/wb)	-	
SA Temp (db/wb)	-	
HW Coil Delta T	-	
CW Coil Delta T	-	
Coil Delta T	-	
Heat Wheel(Exh) Delta T	-	
Heat Wheel(Sup) Delta T	-	



Chetu Development

Project: 10 Jan 2023

System/Unit: AHU/RTU



Asset: AHU1-AHU43

AREA:

Unit Data		
	Design	Actual
MFG	na	na
Serial Num	-	
Model Num	na	na
Inventory Tag ID	-	
Design Type	-	

Motor Data		
	Design	Actual
Motor MFG	-	
Frame	-	
Horsepower	-	
Motor Rpm	-	
Phase	-	
Rated Voltage	-	
Rated Amperage	-	
Frequency	-	
Service Factor	-	
Efficiency	-	
Power Factor	-	

Test Data		
	Design	Actual
SF CFM (Initial)	-	
SF CFM	-	
SF RPM (Initial)	-	
SF RPM	-	
RA CFM	-	
OA CFM	-	
Exhaust CFM	-	
Relief CFM	-	
RL Voltage	-	
RL Amperage	-	
SF Rotation	-	
VFD Max SetPt	-	
VFD Min SetPt	-	
SF Motor Freq(HZ)	-	
SF Flow Station (Kv)	-	
OA Flow Station (Kv)	-	
SF System SetPt	-	
RA Flow Station (Kv)	-	
Relief Flow Station (Kv)	-	
RA Damper Position	-	
RA Damper Type	-	
MA Damper Position	-	
MA Damper Type	-	
OA Damper Position	-	
OA Damper Type	-	
Min OA Damper Position	-	
Min OA Damper Type	-	
Econo Damper Position	-	
Econo Damper Type	-	
Relief Damper Position	-	
Relief Damper Type	-	
OA Enthalpy Setpt	-	
Brake Horse Power	-	

Performance Data		
	Design	Actual
Return Duct SP	-	
MA Plenum SP	-	
Fan Suction SP	-	
Fan Discharge SP	-	
Supply Duct SP	-	
Total ESP	-	
Fan Total SP	-	
Pre-Filter P.D.	-	
Final Filters P.D.	-	
Cooling Coil P.D.	-	
CHW Coil P.D.	-	
PreHeat Coil P.D.	-	
HW Coil P.D.	-	
Steam Coil P.D.	-	
Heat Wheel (Exh) P.D.	-	
Heat Wheel (Sup) P.D.	-	
OA Temp (db/wb)	-	
RA Temp (db/wb)	-	
MA Temp (db/wb)	-	
SA Temp (db/wb)	-	
HW Coil Delta T	-	
CW Coil Delta T	-	
Coil Delta T	-	
Heat Wheel(Exh) Delta T	-	
Heat Wheel(Sup) Delta T	-	



Chetu Development

Project: 10 Jan 2023

System/Unit: AHU/RTU



Asset: AHU1-AHU44

AREA:

Unit Data		
	Design	Actual
MFG	na	na
Serial Num	-	
Model Num	na	na
Inventory Tag ID	-	
Design Type	-	

Motor Data		
	Design	Actual
Motor MFG	-	
Frame	-	
Horsepower	-	
Motor Rpm	-	
Phase	-	
Rated Voltage	-	
Rated Amperage	-	
Frequency	-	
Service Factor	-	
Efficiency	-	
Power Factor	-	

Test Data		
	Design	Actual
SF CFM (Initial)	-	
SF CFM	-	
SF RPM (Initial)	-	
SF RPM	-	
RA CFM	-	
OA CFM	-	
Exhaust CFM	-	
Relief CFM	-	
RL Voltage	-	
RL Amperage	-	
SF Rotation	-	
VFD Max SetPt	-	
VFD Min SetPt	-	
SF Motor Freq(HZ)	-	
SF Flow Station (Kv)	-	
OA Flow Station (Kv)	-	
SF System SetPt	-	
RA Flow Station (Kv)	-	
Relief Flow Station (Kv)	-	
RA Damper Position	-	
RA Damper Type	-	
MA Damper Position	-	
MA Damper Type	-	
OA Damper Position	-	
OA Damper Type	-	
Min OA Damper Position	-	
Min OA Damper Type	-	
Econo Damper Position	-	
Econo Damper Type	-	
Relief Damper Position	-	
Relief Damper Type	-	
OA Enthalpy Setpt	-	
Brake Horse Power	-	

Performance Data		
	Design	Actual
Return Duct SP	-	
MA Plenum SP	-	
Fan Suction SP	-	
Fan Discharge SP	-	
Supply Duct SP	-	
Total ESP	-	
Fan Total SP	-	
Pre-Filter P.D.	-	
Final Filters P.D.	-	
Cooling Coil P.D.	-	
CHW Coil P.D.	-	
PreHeat Coil P.D.	-	
HW Coil P.D.	-	
Steam Coil P.D.	-	
Heat Wheel (Exh) P.D.	-	
Heat Wheel (Sup) P.D.	-	
OA Temp (db/wb)	-	
RA Temp (db/wb)	-	
MA Temp (db/wb)	-	
SA Temp (db/wb)	-	
HW Coil Delta T	-	
CW Coil Delta T	-	
Coil Delta T	-	
Heat Wheel(Exh) Delta T	-	
Heat Wheel(Sup) Delta T	-	



Chetu Development

Project: 10 Jan 2023

System/Unit: AHU/RTU



Asset: AHU1-AHU45

AREA:

Unit Data		
	Design	Actual
MFG	na	na
Serial Num	-	
Model Num	na	na
Inventory Tag ID	-	
Design Type	-	

Motor Data		
	Design	Actual
Motor MFG	-	
Frame	-	
Horsepower	-	
Motor Rpm	-	
Phase	-	
Rated Voltage	-	
Rated Amperage	-	
Frequency	-	
Service Factor	-	
Efficiency	-	
Power Factor	-	

Test Data		
	Design	Actual
SF CFM (Initial)	-	
SF CFM	-	
SF RPM (Initial)	-	
SF RPM	-	
RA CFM	-	
OA CFM	-	
Exhaust CFM	-	
Relief CFM	-	
RL Voltage	-	
RL Amperage	-	
SF Rotation	-	
VFD Max SetPt	-	
VFD Min SetPt	-	
SF Motor Freq(HZ)	-	
SF Flow Station (Kv)	-	
OA Flow Station (Kv)	-	
SF System SetPt	-	
RA Flow Station (Kv)	-	
Relief Flow Station (Kv)	-	
RA Damper Position	-	
RA Damper Type	-	
MA Damper Position	-	
MA Damper Type	-	
OA Damper Position	-	
OA Damper Type	-	
Min OA Damper Position	-	
Min OA Damper Type	-	
Econo Damper Position	-	
Econo Damper Type	-	
Relief Damper Position	-	
Relief Damper Type	-	
OA Enthalpy Setpt	-	
Brake Horse Power	-	

Performance Data		
	Design	Actual
Return Duct SP	-	
MA Plenum SP	-	
Fan Suction SP	-	
Fan Discharge SP	-	
Supply Duct SP	-	
Total ESP	-	
Fan Total SP	-	
Pre-Filter P.D.	-	
Final Filters P.D.	-	
Cooling Coil P.D.	-	
CHW Coil P.D.	-	
PreHeat Coil P.D.	-	
HW Coil P.D.	-	
Steam Coil P.D.	-	
Heat Wheel (Exh) P.D.	-	
Heat Wheel (Sup) P.D.	-	
OA Temp (db/wb)	-	
RA Temp (db/wb)	-	
MA Temp (db/wb)	-	
SA Temp (db/wb)	-	
HW Coil Delta T	-	
CW Coil Delta T	-	
Coil Delta T	-	
Heat Wheel(Exh) Delta T	-	
Heat Wheel(Sup) Delta T	-	



Chetu Development

Project: 10 Jan 2023

System/Unit: AHU/RTU



Asset: AHU1-AHU46

AREA:

Unit Data		
	Design	Actual
MFG	na	na
Serial Num	-	
Model Num	na	na
Inventory Tag ID	-	
Design Type	-	

Motor Data		
	Design	Actual
Motor MFG	-	
Frame	-	
Horsepower	-	
Motor Rpm	-	
Phase	-	
Rated Voltage	-	
Rated Amperage	-	
Frequency	-	
Service Factor	-	
Efficiency	-	
Power Factor	-	

Test Data		
	Design	Actual
SF CFM (Initial)	-	
SF CFM	-	
SF RPM (Initial)	-	
SF RPM	-	
RA CFM	-	
OA CFM	-	
Exhaust CFM	-	
Relief CFM	-	
RL Voltage	-	
RL Amperage	-	
SF Rotation	-	
VFD Max SetPt	-	
VFD Min SetPt	-	
SF Motor Freq(HZ)	-	
SF Flow Station (Kv)	-	
OA Flow Station (Kv)	-	
SF System SetPt	-	
RA Flow Station (Kv)	-	
Relief Flow Station (Kv)	-	
RA Damper Position	-	
RA Damper Type	-	
MA Damper Position	-	
MA Damper Type	-	
OA Damper Position	-	
OA Damper Type	-	
Min OA Damper Position	-	
Min OA Damper Type	-	
Econo Damper Position	-	
Econo Damper Type	-	
Relief Damper Position	-	
Relief Damper Type	-	
OA Enthalpy Setpt	-	
Brake Horse Power	-	

Performance Data		
	Design	Actual
Return Duct SP	-	
MA Plenum SP	-	
Fan Suction SP	-	
Fan Discharge SP	-	
Supply Duct SP	-	
Total ESP	-	
Fan Total SP	-	
Pre-Filter P.D.	-	
Final Filters P.D.	-	
Cooling Coil P.D.	-	
CHW Coil P.D.	-	
PreHeat Coil P.D.	-	
HW Coil P.D.	-	
Steam Coil P.D.	-	
Heat Wheel (Exh) P.D.	-	
Heat Wheel (Sup) P.D.	-	
OA Temp (db/wb)	-	
RA Temp (db/wb)	-	
MA Temp (db/wb)	-	
SA Temp (db/wb)	-	
HW Coil Delta T	-	
CW Coil Delta T	-	
Coil Delta T	-	
Heat Wheel(Exh) Delta T	-	
Heat Wheel(Sup) Delta T	-	



Chetu Development

Project: 10 Jan 2023

System/Unit: AHU/RTU



Asset: AHU1-AHU47

AREA:

Unit Data		
	Design	Actual
MFG	na	na
Serial Num	-	
Model Num	na	na
Inventory Tag ID	-	
Design Type	-	

Motor Data		
	Design	Actual
Motor MFG	-	
Frame	-	
Horsepower	-	
Motor Rpm	-	
Phase	-	
Rated Voltage	-	
Rated Amperage	-	
Frequency	-	
Service Factor	-	
Efficiency	-	
Power Factor	-	

Test Data		
	Design	Actual
SF CFM (Initial)	-	
SF CFM	-	
SF RPM (Initial)	-	
SF RPM	-	
RA CFM	-	
OA CFM	-	
Exhaust CFM	-	
Relief CFM	-	
RL Voltage	-	
RL Amperage	-	
SF Rotation	-	
VFD Max SetPt	-	
VFD Min SetPt	-	
SF Motor Freq(HZ)	-	
SF Flow Station (Kv)	-	
OA Flow Station (Kv)	-	
SF System SetPt	-	
RA Flow Station (Kv)	-	
Relief Flow Station (Kv)	-	
RA Damper Position	-	
RA Damper Type	-	
MA Damper Position	-	
MA Damper Type	-	
OA Damper Position	-	
OA Damper Type	-	
Min OA Damper Position	-	
Min OA Damper Type	-	
Econo Damper Position	-	
Econo Damper Type	-	
Relief Damper Position	-	
Relief Damper Type	-	
OA Enthalpy Setpt	-	
Brake Horse Power	-	

Performance Data		
	Design	Actual
Return Duct SP	-	
MA Plenum SP	-	
Fan Suction SP	-	
Fan Discharge SP	-	
Supply Duct SP	-	
Total ESP	-	
Fan Total SP	-	
Pre-Filter P.D.	-	
Final Filters P.D.	-	
Cooling Coil P.D.	-	
CHW Coil P.D.	-	
PreHeat Coil P.D.	-	
HW Coil P.D.	-	
Steam Coil P.D.	-	
Heat Wheel (Exh) P.D.	-	
Heat Wheel (Sup) P.D.	-	
OA Temp (db/wb)	-	
RA Temp (db/wb)	-	
MA Temp (db/wb)	-	
SA Temp (db/wb)	-	
HW Coil Delta T	-	
CW Coil Delta T	-	
Coil Delta T	-	
Heat Wheel(Exh) Delta T	-	
Heat Wheel(Sup) Delta T	-	



Chetu Development

Project: 10 Jan 2023

System/Unit: AHU/RTU



Asset: AHU1-AHU48

AREA:

Unit Data		
	Design	Actual
MFG	na	na
Serial Num	-	
Model Num	na	na
Inventory Tag ID	-	
Design Type	-	

Motor Data		
	Design	Actual
Motor MFG	-	
Frame	-	
Horsepower	-	
Motor Rpm	-	
Phase	-	
Rated Voltage	-	
Rated Amperage	-	
Frequency	-	
Service Factor	-	
Efficiency	-	
Power Factor	-	

Test Data		
	Design	Actual
SF CFM (Initial)	-	
SF CFM	-	
SF RPM (Initial)	-	
SF RPM	-	
RA CFM	-	
OA CFM	-	
Exhaust CFM	-	
Relief CFM	-	
RL Voltage	-	
RL Amperage	-	
SF Rotation	-	
VFD Max SetPt	-	
VFD Min SetPt	-	
SF Motor Freq(HZ)	-	
SF Flow Station (Kv)	-	
OA Flow Station (Kv)	-	
SF System SetPt	-	
RA Flow Station (Kv)	-	
Relief Flow Station (Kv)	-	
RA Damper Position	-	
RA Damper Type	-	
MA Damper Position	-	
MA Damper Type	-	
OA Damper Position	-	
OA Damper Type	-	
Min OA Damper Position	-	
Min OA Damper Type	-	
Econo Damper Position	-	
Econo Damper Type	-	
Relief Damper Position	-	
Relief Damper Type	-	
OA Enthalpy Setpt	-	
Brake Horse Power	-	

Performance Data		
	Design	Actual
Return Duct SP	-	
MA Plenum SP	-	
Fan Suction SP	-	
Fan Discharge SP	-	
Supply Duct SP	-	
Total ESP	-	
Fan Total SP	-	
Pre-Filter P.D.	-	
Final Filters P.D.	-	
Cooling Coil P.D.	-	
CHW Coil P.D.	-	
PreHeat Coil P.D.	-	
HW Coil P.D.	-	
Steam Coil P.D.	-	
Heat Wheel (Exh) P.D.	-	
Heat Wheel (Sup) P.D.	-	
OA Temp (db/wb)	-	
RA Temp (db/wb)	-	
MA Temp (db/wb)	-	
SA Temp (db/wb)	-	
HW Coil Delta T	-	
CW Coil Delta T	-	
Coil Delta T	-	
Heat Wheel(Exh) Delta T	-	
Heat Wheel(Sup) Delta T	-	



Chetu Development

Project: 10 Jan 2023

System/Unit: AHU/RTU



Asset: AHU1-AHU49

AREA:

Unit Data		
	Design	Actual
MFG	na	na
Serial Num	-	
Model Num	na	na
Inventory Tag ID	-	
Design Type	-	

Motor Data		
	Design	Actual
Motor MFG	-	
Frame	-	
Horsepower	-	
Motor Rpm	-	
Phase	-	
Rated Voltage	-	
Rated Amperage	-	
Frequency	-	
Service Factor	-	
Efficiency	-	
Power Factor	-	

Test Data		
	Design	Actual
SF CFM (Initial)	-	
SF CFM	-	
SF RPM (Initial)	-	
SF RPM	-	
RA CFM	-	
OA CFM	-	
Exhaust CFM	-	
Relief CFM	-	
RL Voltage	-	
RL Amperage	-	
SF Rotation	-	
VFD Max SetPt	-	
VFD Min SetPt	-	
SF Motor Freq(HZ)	-	
SF Flow Station (Kv)	-	
OA Flow Station (Kv)	-	
SF System SetPt	-	
RA Flow Station (Kv)	-	
Relief Flow Station (Kv)	-	
RA Damper Position	-	
RA Damper Type	-	
MA Damper Position	-	
MA Damper Type	-	
OA Damper Position	-	
OA Damper Type	-	
Min OA Damper Position	-	
Min OA Damper Type	-	
Econo Damper Position	-	
Econo Damper Type	-	
Relief Damper Position	-	
Relief Damper Type	-	
OA Enthalpy Setpt	-	
Brake Horse Power	-	

Performance Data		
	Design	Actual
Return Duct SP	-	
MA Plenum SP	-	
Fan Suction SP	-	
Fan Discharge SP	-	
Supply Duct SP	-	
Total ESP	-	
Fan Total SP	-	
Pre-Filter P.D.	-	
Final Filters P.D.	-	
Cooling Coil P.D.	-	
CHW Coil P.D.	-	
PreHeat Coil P.D.	-	
HW Coil P.D.	-	
Steam Coil P.D.	-	
Heat Wheel (Exh) P.D.	-	
Heat Wheel (Sup) P.D.	-	
OA Temp (db/wb)	-	
RA Temp (db/wb)	-	
MA Temp (db/wb)	-	
SA Temp (db/wb)	-	
HW Coil Delta T	-	
CW Coil Delta T	-	
Coil Delta T	-	
Heat Wheel(Exh) Delta T	-	
Heat Wheel(Sup) Delta T	-	



Chetu Development

Project: 10 Jan 2023

System/Unit: AHU/RTU



Asset: AHU1-AHU50

AREA:

Unit Data		
	Design	Actual
MFG	na	na
Serial Num	-	
Model Num	na	na
Inventory Tag ID	-	
Design Type	-	

Motor Data		
	Design	Actual
Motor MFG	-	
Frame	-	
Horsepower	-	
Motor Rpm	-	
Phase	-	
Rated Voltage	-	
Rated Amperage	-	
Frequency	-	
Service Factor	-	
Efficiency	-	
Power Factor	-	

Test Data		
	Design	Actual
SF CFM (Initial)	-	
SF CFM	-	
SF RPM (Initial)	-	
SF RPM	-	
RA CFM	-	
OA CFM	-	
Exhaust CFM	-	
Relief CFM	-	
RL Voltage	-	
RL Amperage	-	
SF Rotation	-	
VFD Max SetPt	-	
VFD Min SetPt	-	
SF Motor Freq(HZ)	-	
SF Flow Station (Kv)	-	
OA Flow Station (Kv)	-	
SF System SetPt	-	
RA Flow Station (Kv)	-	
Relief Flow Station (Kv)	-	
RA Damper Position	-	
RA Damper Type	-	
MA Damper Position	-	
MA Damper Type	-	
OA Damper Position	-	
OA Damper Type	-	
Min OA Damper Position	-	
Min OA Damper Type	-	
Econo Damper Position	-	
Econo Damper Type	-	
Relief Damper Position	-	
Relief Damper Type	-	
OA Enthalpy Setpt	-	
Brake Horse Power	-	

Performance Data		
	Design	Actual
Return Duct SP	-	
MA Plenum SP	-	
Fan Suction SP	-	
Fan Discharge SP	-	
Supply Duct SP	-	
Total ESP	-	
Fan Total SP	-	
Pre-Filter P.D.	-	
Final Filters P.D.	-	
Cooling Coil P.D.	-	
CHW Coil P.D.	-	
PreHeat Coil P.D.	-	
HW Coil P.D.	-	
Steam Coil P.D.	-	
Heat Wheel (Exh) P.D.	-	
Heat Wheel (Sup) P.D.	-	
OA Temp (db/wb)	-	
RA Temp (db/wb)	-	
MA Temp (db/wb)	-	
SA Temp (db/wb)	-	
HW Coil Delta T	-	
CW Coil Delta T	-	
Coil Delta T	-	
Heat Wheel(Exh) Delta T	-	
Heat Wheel(Sup) Delta T	-	



Chetu Development

Project: 10 Jan 2023

System/Unit: Boiler



Asset: AHU1-AHU15-BLR1

AREA:

Unit Data		
	Design	Actual
MFG	hj	hj
Model Num	hj	hj
Serial Num	-	
Service	-	
Type	-	
Size	-	

Gas Heat		
	Design	Actual
Gas Type	-	
Burner Type	-	
Burner Construction	-	
Gas Inlet Pres (wc)	-	
Gas Low Fire Pres (wc)	-	
Input BTUH (rated)	-	
Output BTUH (rated)	-	
Num of Passes	-	
Single or Dual Bank	-	
Staged or Modulating	-	
Num of Safety Valves	-	
Safety Valve Setting	-	
High Limit Setting	-	
Operating CTRL Setting	-	
High Fire SetPt	-	
High Fire CTRL Voltage	-	
High Fire Delta T (F) Rise	-	
Low Fire SetPt	-	
Low Fire CTRL SetPt	-	
Low Fire Delta T (F) Rise	-	
Ignition Type	-	
Pilot Ignition Status (pass/fail)	-	
Gas Valve Pilot Ignition CTRL Voltage	-	
Flame Proving Switch Type	-	
Flame proof CTRL Voltage	-	
Heater Operates (y/n)	-	
Combustion Blower Operates (y/n)	-	
Flame Status (pass/fail)	-	
EWT Temp SetPt	-	
LWT Temp SetPt	-	
Water Temp Max Rise SetPt	-	
GPM Flow Switch SetPt	-	
GPM Flow Switch Actual	-	
GPM Flow Switch CTRL Voltage	-	
GPM Switch Proved (Pass/Fail)	-	
Flame Modulates Properly	-	
Safety Controls - Check	-	

Test Data		
	Design	Actual
Water Treatment Type	-	
Water Treatment %	-	
Water Temp	-	
GPM	-	
Cv	-	
Balance Valve Setting	-	
Balance Valve Delta P	-	
EWT (F)	-	
LWT (F)	-	
Water Temp Delta T (F)	-	
ENT Water Pres	-	
LVG Water Pres	-	
Hot Water Delta P	-	
BTUH	-	

Combustion Fan Motor Data		
	Design	Actual
Motor MFG	-	
Frame	-	
Horsepower	-	
Phase	-	
Voltage	-	
Amperage	-	

Combustion Gas Duct	
	Actual
Duct Type	
Gauge & Material	
Size	
Minimum Rise:Run	
Room properly ventilated	
Space pres condition	
Flue backdrafts eliminated	
Flue Terminates Properly	



Chetu Development

Project: 10 Jan 2023

System/Unit: Boiler



Asset: AHU1-AHU15-BLR2

AREA:

Unit Data		
	Design	Actual
MFG	hj	hj
Model Num	hj	hj
Serial Num	-	
Service	-	
Type	-	
Size	-	

Gas Heat		
	Design	Actual
Gas Type	-	
Burner Type	-	
Burner Construction	-	
Gas Inlet Pres (wc)	-	
Gas Low Fire Pres (wc)	-	
Input BTUH (rated)	-	
Output BTUH (rated)	-	
Num of Passes	-	
Single or Dual Bank	-	
Staged or Modulating	-	
Num of Safety Valves	-	
Safety Valve Setting	-	
High Limit Setting	-	
Operating CTRL Setting	-	
High Fire SetPt	-	
High Fire CTRL Voltage	-	
High Fire Delta T (F) Rise	-	
Low Fire SetPt	-	
Low Fire CTRL SetPt	-	
Low Fire Delta T (F) Rise	-	
Ignition Type	-	
Pilot Ignition Status (pass/fail)	-	
Gas Valve Pilot Ignition CTRL Voltage	-	
Flame Proving Switch Type	-	
Flame proof CTRL Voltage	-	
Heater Operates (y/n)	-	
Combustion Blower Operates (y/n)	-	
Flame Status (pass/fail)	-	
EWT Temp SetPt	-	
LWT Temp SetPt	-	
Water Temp Max Rise SetPt	-	
GPM Flow Switch SetPt	-	
GPM Flow Switch Actual	-	
GPM Flow Switch CTRL Voltage	-	
GPM Switch Proved (Pass/Fail)	-	
Flame Modulates Properly	-	
Safety Controls - Check	-	

Test Data		
	Design	Actual
Water Treatment Type	-	
Water Treatment %	-	
Water Temp	-	
GPM	-	
Cv	-	
Balance Valve Setting	-	
Balance Valve Delta P	-	
EWT (F)	-	
LWT (F)	-	
Water Temp Delta T (F)	-	
ENT Water Pres	-	
LVG Water Pres	-	
Hot Water Delta P	-	
BTUH	-	

Combustion Fan Motor Data		
	Design	Actual
Motor MFG	-	
Frame	-	
Horsepower	-	
Phase	-	
Voltage	-	
Amperage	-	

Combustion Gas Duct	
	Actual
Duct Type	
Gauge & Material	
Size	
Minimum Rise:Run	
Room properly ventilated	
Space pres condition	
Flue backdrafts eliminated	
Flue Terminates Properly	



Chetu Development

Project: 10 Jan 2023

System/Unit: Boiler



Asset: AHU1-AHU15-BLR3

AREA:

Unit Data		
	Design	Actual
MFG	hj	hj
Model Num	hj	hj
Serial Num	-	
Service	-	
Type	-	
Size	-	

Gas Heat		
	Design	Actual
Gas Type	-	
Burner Type	-	
Burner Construction	-	
Gas Inlet Pres (wc)	-	
Gas Low Fire Pres (wc)	-	
Input BTUH (rated)	-	
Output BTUH (rated)	-	
Num of Passes	-	
Single or Dual Bank	-	
Staged or Modulating	-	
Num of Safety Valves	-	
Safety Valve Setting	-	
High Limit Setting	-	
Operating CTRL Setting	-	
High Fire SetPt	-	
High Fire CTRL Voltage	-	
High Fire Delta T (F) Rise	-	
Low Fire SetPt	-	
Low Fire CTRL SetPt	-	
Low Fire Delta T (F) Rise	-	
Ignition Type	-	
Pilot Ignition Status (pass/fail)	-	
Gas Valve Pilot Ignition CTRL Voltage	-	
Flame Proving Switch Type	-	
Flame proof CTRL Voltage	-	
Heater Operates (y/n)	-	
Combustion Blower Operates (y/n)	-	
Flame Status (pass/fail)	-	
EWT Temp SetPt	-	
LWT Temp SetPt	-	
Water Temp Max Rise SetPt	-	
GPM Flow Switch SetPt	-	
GPM Flow Switch Actual	-	
GPM Flow Switch CTRL Voltage	-	
GPM Switch Proved (Pass/Fail)	-	
Flame Modulates Properly	-	
Safety Controls - Check	-	

Test Data		
	Design	Actual
Water Treatment Type	-	
Water Treatment %	-	
Water Temp	-	
GPM	-	
Cv	-	
Balance Valve Setting	-	
Balance Valve Delta P	-	
EWT (F)	-	
LWT (F)	-	
Water Temp Delta T (F)	-	
ENT Water Pres	-	
LVG Water Pres	-	
Hot Water Delta P	-	
BTUH	-	

Combustion Fan Motor Data		
	Design	Actual
Motor MFG	-	
Frame	-	
Horsepower	-	
Phase	-	
Voltage	-	
Amperage	-	

Combustion Gas Duct	
	Actual
Duct Type	
Gauge & Material	
Size	
Minimum Rise:Run	
Room properly ventilated	
Space pres condition	
Flue backdrafts eliminated	
Flue Terminates Properly	



Chetu Development

Project: 10 Jan 2023

System/Unit: Boiler



Asset: AHU1-AHU15-BLR4

AREA:

Unit Data		
	Design	Actual
MFG	hj	hj
Model Num	hj	hj
Serial Num	-	
Service	-	
Type	-	
Size	-	

Gas Heat		
	Design	Actual
Gas Type	-	
Burner Type	-	
Burner Construction	-	
Gas Inlet Pres (wc)	-	
Gas Low Fire Pres (wc)	-	
Input BTUH (rated)	-	
Output BTUH (rated)	-	
Num of Passes	-	
Single or Dual Bank	-	
Staged or Modulating	-	
Num of Safety Valves	-	
Safety Valve Setting	-	
High Limit Setting	-	
Operating CTRL Setting	-	
High Fire SetPt	-	
High Fire CTRL Voltage	-	
High Fire Delta T (F) Rise	-	
Low Fire SetPt	-	
Low Fire CTRL SetPt	-	
Low Fire Delta T (F) Rise	-	
Ignition Type	-	
Pilot Ignition Status (pass/fail)	-	
Gas Valve Pilot Ignition CTRL Voltage	-	
Flame Proving Switch Type	-	
Flame proof CTRL Voltage	-	
Heater Operates (y/n)	-	
Combustion Blower Operates (y/n)	-	
Flame Status (pass/fail)	-	
EWT Temp SetPt	-	
LWT Temp SetPt	-	
Water Temp Max Rise SetPt	-	
GPM Flow Switch SetPt	-	
GPM Flow Switch Actual	-	
GPM Flow Switch CTRL Voltage	-	
GPM Switch Proved (Pass/Fail)	-	
Flame Modulates Properly	-	
Safety Controls - Check	-	

Test Data		
	Design	Actual
Water Treatment Type	-	
Water Treatment %	-	
Water Temp	-	
GPM	-	
Cv	-	
Balance Valve Setting	-	
Balance Valve Delta P	-	
EWT (F)	-	
LWT (F)	-	
Water Temp Delta T (F)	-	
ENT Water Pres	-	
LVG Water Pres	-	
Hot Water Delta P	-	
BTUH	-	

Combustion Fan Motor Data		
	Design	Actual
Motor MFG	-	
Frame	-	
Horsepower	-	
Phase	-	
Voltage	-	
Amperage	-	

Combustion Gas Duct	
	Actual
Duct Type	
Gauge & Material	
Size	
Minimum Rise:Run	
Room properly ventilated	
Space pres condition	
Flue backdrafts eliminated	
Flue Terminates Properly	



Chetu Development

Project: 10 Jan 2023

System/Unit: Boiler



Asset: AHU1-AHU15-BLR5

AREA:

Unit Data		
	Design	Actual
MFG	hj	hj
Model Num	hj	hj
Serial Num	-	
Service	-	
Type	-	
Size	-	

Gas Heat		
	Design	Actual
Gas Type	-	
Burner Type	-	
Burner Construction	-	
Gas Inlet Pres (wc)	-	
Gas Low Fire Pres (wc)	-	
Input BTUH (rated)	-	
Output BTUH (rated)	-	
Num of Passes	-	
Single or Dual Bank	-	
Staged or Modulating	-	
Num of Safety Valves	-	
Safety Valve Setting	-	
High Limit Setting	-	
Operating CTRL Setting	-	
High Fire SetPt	-	
High Fire CTRL Voltage	-	
High Fire Delta T (F) Rise	-	
Low Fire SetPt	-	
Low Fire CTRL SetPt	-	
Low Fire Delta T (F) Rise	-	
Ignition Type	-	
Pilot Ignition Status (pass/fail)	-	
Gas Valve Pilot Ignition CTRL Voltage	-	
Flame Proving Switch Type	-	
Flame proof CTRL Voltage	-	
Heater Operates (y/n)	-	
Combustion Blower Operates (y/n)	-	
Flame Status (pass/fail)	-	
EWT Temp SetPt	-	
LWT Temp SetPt	-	
Water Temp Max Rise SetPt	-	
GPM Flow Switch SetPt	-	
GPM Flow Switch Actual	-	
GPM Flow Switch CTRL Voltage	-	
GPM Switch Proved (Pass/Fail)	-	
Flame Modulates Properly	-	
Safety Controls - Check	-	

Test Data		
	Design	Actual
Water Treatment Type	-	
Water Treatment %	-	
Water Temp	-	
GPM	-	
Cv	-	
Balance Valve Setting	-	
Balance Valve Delta P	-	
EWT (F)	-	
LWT (F)	-	
Water Temp Delta T (F)	-	
ENT Water Pres	-	
LVG Water Pres	-	
Hot Water Delta P	-	
BTUH	-	

Combustion Fan Motor Data		
	Design	Actual
Motor MFG	-	
Frame	-	
Horsepower	-	
Phase	-	
Voltage	-	
Amperage	-	

Combustion Gas Duct	
	Actual
Duct Type	
Gauge & Material	
Size	
Minimum Rise:Run	
Room properly ventilated	
Space pres condition	
Flue backdrafts eliminated	
Flue Terminates Properly	



Chetu Development

Project: 10 Jan 2023

System/Unit: Boiler



Asset: AHU1-AHU15-BLR6

AREA:

Unit Data		
	Design	Actual
MFG	hj	hj
Model Num	hj	hj
Serial Num	-	
Service	-	
Type	-	
Size	-	

Gas Heat		
	Design	Actual
Gas Type	-	
Burner Type	-	
Burner Construction	-	
Gas Inlet Pres (wc)	-	
Gas Low Fire Pres (wc)	-	
Input BTUH (rated)	-	
Output BTUH (rated)	-	
Num of Passes	-	
Single or Dual Bank	-	
Staged or Modulating	-	
Num of Safety Valves	-	
Safety Valve Setting	-	
High Limit Setting	-	
Operating CTRL Setting	-	
High Fire SetPt	-	
High Fire CTRL Voltage	-	
High Fire Delta T (F) Rise	-	
Low Fire SetPt	-	
Low Fire CTRL SetPt	-	
Low Fire Delta T (F) Rise	-	
Ignition Type	-	
Pilot Ignition Status (pass/fail)	-	
Gas Valve Pilot Ignition CTRL Voltage	-	
Flame Proving Switch Type	-	
Flame proof CTRL Voltage	-	
Heater Operates (y/n)	-	
Combustion Blower Operates (y/n)	-	
Flame Status (pass/fail)	-	
EWT Temp SetPt	-	
LWT Temp SetPt	-	
Water Temp Max Rise SetPt	-	
GPM Flow Switch SetPt	-	
GPM Flow Switch Actual	-	
GPM Flow Switch CTRL Voltage	-	
GPM Switch Proved (Pass/Fail)	-	
Flame Modulates Properly	-	
Safety Controls - Check	-	

Test Data		
	Design	Actual
Water Treatment Type	-	
Water Treatment %	-	
Water Temp	-	
GPM	-	
Cv	-	
Balance Valve Setting	-	
Balance Valve Delta P	-	
EWT (F)	-	
LWT (F)	-	
Water Temp Delta T (F)	-	
ENT Water Pres	-	
LVG Water Pres	-	
Hot Water Delta P	-	
BTUH	-	

Combustion Fan Motor Data		
	Design	Actual
Motor MFG	-	
Frame	-	
Horsepower	-	
Phase	-	
Voltage	-	
Amperage	-	

Combustion Gas Duct	
	Actual
Duct Type	
Gauge & Material	
Size	
Minimum Rise:Run	
Room properly ventilated	
Space pres condition	
Flue backdrafts eliminated	
Flue Terminates Properly	



Chetu Development

Project: 10 Jan 2023

System/Unit: Boiler



Asset: AHU1-AHU15-BLR7

AREA:

Unit Data		
	Design	Actual
MFG	hj	hj
Model Num	hj	hj
Serial Num	-	
Service	-	
Type	-	
Size	-	

Gas Heat		
	Design	Actual
Gas Type	-	
Burner Type	-	
Burner Construction	-	
Gas Inlet Pres (wc)	-	
Gas Low Fire Pres (wc)	-	
Input BTUH (rated)	-	
Output BTUH (rated)	-	
Num of Passes	-	
Single or Dual Bank	-	
Staged or Modulating	-	
Num of Safety Valves	-	
Safety Valve Setting	-	
High Limit Setting	-	
Operating CTRL Setting	-	
High Fire SetPt	-	
High Fire CTRL Voltage	-	
High Fire Delta T (F) Rise	-	
Low Fire SetPt	-	
Low Fire CTRL SetPt	-	
Low Fire Delta T (F) Rise	-	
Ignition Type	-	
Pilot Ignition Status (pass/fail)	-	
Gas Valve Pilot Ignition CTRL Voltage	-	
Flame Proving Switch Type	-	
Flame proof CTRL Voltage	-	
Heater Operates (y/n)	-	
Combustion Blower Operates (y/n)	-	
Flame Status (pass/fail)	-	
EWT Temp SetPt	-	
LWT Temp SetPt	-	
Water Temp Max Rise SetPt	-	
GPM Flow Switch SetPt	-	
GPM Flow Switch Actual	-	
GPM Flow Switch CTRL Voltage	-	
GPM Switch Proved (Pass/Fail)	-	
Flame Modulates Properly	-	
Safety Controls - Check	-	

Test Data		
	Design	Actual
Water Treatment Type	-	
Water Treatment %	-	
Water Temp	-	
GPM	-	
Cv	-	
Balance Valve Setting	-	
Balance Valve Delta P	-	
EWT (F)	-	
LWT (F)	-	
Water Temp Delta T (F)	-	
ENT Water Pres	-	
LVG Water Pres	-	
Hot Water Delta P	-	
BTUH	-	

Combustion Fan Motor Data		
	Design	Actual
Motor MFG	-	
Frame	-	
Horsepower	-	
Phase	-	
Voltage	-	
Amperage	-	

Combustion Gas Duct	
	Actual
Duct Type	
Gauge & Material	
Size	
Minimum Rise:Run	
Room properly ventilated	
Space pres condition	
Flue backdrafts eliminated	
Flue Terminates Properly	



Chetu Development

Project: 10 Jan 2023

System/Unit: Boiler



Asset: AHU1-AHU15-BLR8

AREA:

Unit Data		
	Design	Actual
MFG	hj	hj
Model Num	hj	hj
Serial Num	-	
Service	-	
Type	-	
Size	-	

Gas Heat		
	Design	Actual
Gas Type	-	
Burner Type	-	
Burner Construction	-	
Gas Inlet Pres (wc)	-	
Gas Low Fire Pres (wc)	-	
Input BTUH (rated)	-	
Output BTUH (rated)	-	
Num of Passes	-	
Single or Dual Bank	-	
Staged or Modulating	-	
Num of Safety Valves	-	
Safety Valve Setting	-	
High Limit Setting	-	
Operating CTRL Setting	-	
High Fire SetPt	-	
High Fire CTRL Voltage	-	
High Fire Delta T (F) Rise	-	
Low Fire SetPt	-	
Low Fire CTRL SetPt	-	
Low Fire Delta T (F) Rise	-	
Ignition Type	-	
Pilot Ignition Status (pass/fail)	-	
Gas Valve Pilot Ignition CTRL Voltage	-	
Flame Proving Switch Type	-	
Flame proof CTRL Voltage	-	
Heater Operates (y/n)	-	
Combustion Blower Operates (y/n)	-	
Flame Status (pass/fail)	-	
EWT Temp SetPt	-	
LWT Temp SetPt	-	
Water Temp Max Rise SetPt	-	
GPM Flow Switch SetPt	-	
GPM Flow Switch Actual	-	
GPM Flow Switch CTRL Voltage	-	
GPM Switch Proved (Pass/Fail)	-	
Flame Modulates Properly	-	
Safety Controls - Check	-	

Test Data		
	Design	Actual
Water Treatment Type	-	
Water Treatment %	-	
Water Temp	-	
GPM	-	
Cv	-	
Balance Valve Setting	-	
Balance Valve Delta P	-	
EWT (F)	-	
LWT (F)	-	
Water Temp Delta T (F)	-	
ENT Water Pres	-	
LVG Water Pres	-	
Hot Water Delta P	-	
BTUH	-	

Combustion Fan Motor Data		
	Design	Actual
Motor MFG	-	
Frame	-	
Horsepower	-	
Phase	-	
Voltage	-	
Amperage	-	

Combustion Gas Duct	
	Actual
Duct Type	
Gauge & Material	
Size	
Minimum Rise:Run	
Room properly ventilated	
Space pres condition	
Flue backdrafts eliminated	
Flue Terminates Properly	



Chetu Development

Project: 10 Jan 2023

System/Unit: Boiler



Asset: AHU1-AHU15-BLR9

AREA:

Unit Data		
	Design	Actual
MFG	hj	hj
Model Num	hj	hj
Serial Num	-	
Service	-	
Type	-	
Size	-	

Gas Heat		
	Design	Actual
Gas Type	-	
Burner Type	-	
Burner Construction	-	
Gas Inlet Pres (wc)	-	
Gas Low Fire Pres (wc)	-	
Input BTUH (rated)	-	
Output BTUH (rated)	-	
Num of Passes	-	
Single or Dual Bank	-	
Staged or Modulating	-	
Num of Safety Valves	-	
Safety Valve Setting	-	
High Limit Setting	-	
Operating CTRL Setting	-	
High Fire SetPt	-	
High Fire CTRL Voltage	-	
High Fire Delta T (F) Rise	-	
Low Fire SetPt	-	
Low Fire CTRL SetPt	-	
Low Fire Delta T (F) Rise	-	
Ignition Type	-	
Pilot Ignition Status (pass/fail)	-	
Gas Valve Pilot Ignition CTRL Voltage	-	
Flame Proving Switch Type	-	
Flame proof CTRL Voltage	-	
Heater Operates (y/n)	-	
Combustion Blower Operates (y/n)	-	
Flame Status (pass/fail)	-	
EWT Temp SetPt	-	
LWT Temp SetPt	-	
Water Temp Max Rise SetPt	-	
GPM Flow Switch SetPt	-	
GPM Flow Switch Actual	-	
GPM Flow Switch CTRL Voltage	-	
GPM Switch Proved (Pass/Fail)	-	
Flame Modulates Properly	-	
Safety Controls - Check	-	

Test Data		
	Design	Actual
Water Treatment Type	-	
Water Treatment %	-	
Water Temp	-	
GPM	-	
Cv	-	
Balance Valve Setting	-	
Balance Valve Delta P	-	
EWT (F)	-	
LWT (F)	-	
Water Temp Delta T (F)	-	
ENT Water Pres	-	
LVG Water Pres	-	
Hot Water Delta P	-	
BTUH	-	

Combustion Fan Motor Data		
	Design	Actual
Motor MFG	-	
Frame	-	
Horsepower	-	
Phase	-	
Voltage	-	
Amperage	-	

Combustion Gas Duct	
	Actual
Duct Type	
Gauge & Material	
Size	
Minimum Rise:Run	
Room properly ventilated	
Space pres condition	
Flue backdrafts eliminated	
Flue Terminates Properly	



Chetu Development

Project: 10 Jan 2023

System/Unit: Boiler



Asset: AHU1-AHU15-BLR10

AREA:

Unit Data		
	Design	Actual
MFG	hj	hj
Model Num	hj	hj
Serial Num	-	
Service	-	
Type	-	
Size	-	

Gas Heat		
	Design	Actual
Gas Type	-	
Burner Type	-	
Burner Construction	-	
Gas Inlet Pres (wc)	-	
Gas Low Fire Pres (wc)	-	
Input BTUH (rated)	-	
Output BTUH (rated)	-	
Num of Passes	-	
Single or Dual Bank	-	
Staged or Modulating	-	
Num of Safety Valves	-	
Safety Valve Setting	-	
High Limit Setting	-	
Operating CTRL Setting	-	
High Fire SetPt	-	
High Fire CTRL Voltage	-	
High Fire Delta T (F) Rise	-	
Low Fire SetPt	-	
Low Fire CTRL SetPt	-	
Low Fire Delta T (F) Rise	-	
Ignition Type	-	
Pilot Ignition Status (pass/fail)	-	
Gas Valve Pilot Ignition CTRL Voltage	-	
Flame Proving Switch Type	-	
Flame proof CTRL Voltage	-	
Heater Operates (y/n)	-	
Combustion Blower Operates (y/n)	-	
Flame Status (pass/fail)	-	
EWT Temp SetPt	-	
LWT Temp SetPt	-	
Water Temp Max Rise SetPt	-	
GPM Flow Switch SetPt	-	
GPM Flow Switch Actual	-	
GPM Flow Switch CTRL Voltage	-	
GPM Switch Proved (Pass/Fail)	-	
Flame Modulates Properly	-	
Safety Controls - Check	-	

Test Data		
	Design	Actual
Water Treatment Type	-	
Water Treatment %	-	
Water Temp	-	
GPM	-	
Cv	-	
Balance Valve Setting	-	
Balance Valve Delta P	-	
EWT (F)	-	
LWT (F)	-	
Water Temp Delta T (F)	-	
ENT Water Pres	-	
LVG Water Pres	-	
Hot Water Delta P	-	
BTUH	-	

Combustion Fan Motor Data		
	Design	Actual
Motor MFG	-	
Frame	-	
Horsepower	-	
Phase	-	
Voltage	-	
Amperage	-	

Combustion Gas Duct	
	Actual
Duct Type	
Gauge & Material	
Size	
Minimum Rise:Run	
Room properly ventilated	
Space pres condition	
Flue backdrafts eliminated	
Flue Terminates Properly	



Chetu Development

Project: 10 Jan 2023

System/Unit: Boiler



Asset: AHU1-AHU15-BLR11

AREA:

Unit Data		
	Design	Actual
MFG	hj	hj
Model Num	hj	hj
Serial Num	-	
Service	-	
Type	-	
Size	-	

Gas Heat		
	Design	Actual
Gas Type	-	
Burner Type	-	
Burner Construction	-	
Gas Inlet Pres (wc)	-	
Gas Low Fire Pres (wc)	-	
Input BTUH (rated)	-	
Output BTUH (rated)	-	
Num of Passes	-	
Single or Dual Bank	-	
Staged or Modulating	-	
Num of Safety Valves	-	
Safety Valve Setting	-	
High Limit Setting	-	
Operating CTRL Setting	-	
High Fire SetPt	-	
High Fire CTRL Voltage	-	
High Fire Delta T (F) Rise	-	
Low Fire SetPt	-	
Low Fire CTRL SetPt	-	
Low Fire Delta T (F) Rise	-	
Ignition Type	-	
Pilot Ignition Status (pass/fail)	-	
Gas Valve Pilot Ignition CTRL Voltage	-	
Flame Proving Switch Type	-	
Flame proof CTRL Voltage	-	
Heater Operates (y/n)	-	
Combustion Blower Operates (y/n)	-	
Flame Status (pass/fail)	-	
EWT Temp SetPt	-	
LWT Temp SetPt	-	
Water Temp Max Rise SetPt	-	
GPM Flow Switch SetPt	-	
GPM Flow Switch Actual	-	
GPM Flow Switch CTRL Voltage	-	
GPM Switch Proved (Pass/Fail)	-	
Flame Modulates Properly	-	
Safety Controls - Check	-	

Test Data		
	Design	Actual
Water Treatment Type	-	
Water Treatment %	-	
Water Temp	-	
GPM	-	
Cv	-	
Balance Valve Setting	-	
Balance Valve Delta P	-	
EWT (F)	-	
LWT (F)	-	
Water Temp Delta T (F)	-	
ENT Water Pres	-	
LVG Water Pres	-	
Hot Water Delta P	-	
BTUH	-	

Combustion Fan Motor Data		
	Design	Actual
Motor MFG	-	
Frame	-	
Horsepower	-	
Phase	-	
Voltage	-	
Amperage	-	

Combustion Gas Duct	
	Actual
Duct Type	
Gauge & Material	
Size	
Minimum Rise:Run	
Room properly ventilated	
Space pres condition	
Flue backdrafts eliminated	
Flue Terminates Properly	



Chetu Development

Project: 10 Jan 2023

System/Unit: Boiler



Asset: AHU1-AHU15-BLR12

AREA:

Unit Data		
	Design	Actual
MFG	hj	hj
Model Num	hj	hj
Serial Num	-	
Service	-	
Type	-	
Size	-	

Gas Heat		
	Design	Actual
Gas Type	-	
Burner Type	-	
Burner Construction	-	
Gas Inlet Pres (wc)	-	
Gas Low Fire Pres (wc)	-	
Input BTUH (rated)	-	
Output BTUH (rated)	-	
Num of Passes	-	
Single or Dual Bank	-	
Staged or Modulating	-	
Num of Safety Valves	-	
Safety Valve Setting	-	
High Limit Setting	-	
Operating CTRL Setting	-	
High Fire SetPt	-	
High Fire CTRL Voltage	-	
High Fire Delta T (F) Rise	-	
Low Fire SetPt	-	
Low Fire CTRL SetPt	-	
Low Fire Delta T (F) Rise	-	
Ignition Type	-	
Pilot Ignition Status (pass/fail)	-	
Gas Valve Pilot Ignition CTRL Voltage	-	
Flame Proving Switch Type	-	
Flame proof CTRL Voltage	-	
Heater Operates (y/n)	-	
Combustion Blower Operates (y/n)	-	
Flame Status (pass/fail)	-	
EWT Temp SetPt	-	
LWT Temp SetPt	-	
Water Temp Max Rise SetPt	-	
GPM Flow Switch SetPt	-	
GPM Flow Switch Actual	-	
GPM Flow Switch CTRL Voltage	-	
GPM Switch Proved (Pass/Fail)	-	
Flame Modulates Properly	-	
Safety Controls - Check	-	

Test Data		
	Design	Actual
Water Treatment Type	-	
Water Treatment %	-	
Water Temp	-	
GPM	-	
Cv	-	
Balance Valve Setting	-	
Balance Valve Delta P	-	
EWT (F)	-	
LWT (F)	-	
Water Temp Delta T (F)	-	
ENT Water Pres	-	
LVG Water Pres	-	
Hot Water Delta P	-	
BTUH	-	

Combustion Fan Motor Data		
	Design	Actual
Motor MFG	-	
Frame	-	
Horsepower	-	
Phase	-	
Voltage	-	
Amperage	-	

Combustion Gas Duct	
	Actual
Duct Type	
Gauge & Material	
Size	
Minimum Rise:Run	
Room properly ventilated	
Space pres condition	
Flue backdrafts eliminated	
Flue Terminates Properly	



Chetu Development

Project: 10 Jan 2023

System/Unit: Boiler



Asset: AHU1-AHU15-BLR13

AREA:

Unit Data		
	Design	Actual
MFG	hj	hj
Model Num	hj	hj
Serial Num	-	
Service	-	
Type	-	
Size	-	

Gas Heat		
	Design	Actual
Gas Type	-	
Burner Type	-	
Burner Construction	-	
Gas Inlet Pres (wc)	-	
Gas Low Fire Pres (wc)	-	
Input BTUH (rated)	-	
Output BTUH (rated)	-	
Num of Passes	-	
Single or Dual Bank	-	
Staged or Modulating	-	
Num of Safety Valves	-	
Safety Valve Setting	-	
High Limit Setting	-	
Operating CTRL Setting	-	
High Fire SetPt	-	
High Fire CTRL Voltage	-	
High Fire Delta T (F) Rise	-	
Low Fire SetPt	-	
Low Fire CTRL SetPt	-	
Low Fire Delta T (F) Rise	-	
Ignition Type	-	
Pilot Ignition Status (pass/fail)	-	
Gas Valve Pilot Ignition CTRL Voltage	-	
Flame Proving Switch Type	-	
Flame proof CTRL Voltage	-	
Heater Operates (y/n)	-	
Combustion Blower Operates (y/n)	-	
Flame Status (pass/fail)	-	
EWT Temp SetPt	-	
LWT Temp SetPt	-	
Water Temp Max Rise SetPt	-	
GPM Flow Switch SetPt	-	
GPM Flow Switch Actual	-	
GPM Flow Switch CTRL Voltage	-	
GPM Switch Proved (Pass/Fail)	-	
Flame Modulates Properly	-	
Safety Controls - Check	-	

Test Data		
	Design	Actual
Water Treatment Type	-	
Water Treatment %	-	
Water Temp	-	
GPM	-	
Cv	-	
Balance Valve Setting	-	
Balance Valve Delta P	-	
EWT (F)	-	
LWT (F)	-	
Water Temp Delta T (F)	-	
ENT Water Pres	-	
LVG Water Pres	-	
Hot Water Delta P	-	
BTUH	-	

Combustion Fan Motor Data		
	Design	Actual
Motor MFG	-	
Frame	-	
Horsepower	-	
Phase	-	
Voltage	-	
Amperage	-	

Combustion Gas Duct	
	Actual
Duct Type	
Gauge & Material	
Size	
Minimum Rise:Run	
Room properly ventilated	
Space pres condition	
Flue backdrafts eliminated	
Flue Terminates Properly	



Chetu Development

Project: 10 Jan 2023

System/Unit: Boiler



Asset: AHU1-AHU15-BLR14

AREA:

Unit Data		
	Design	Actual
MFG	hj	hj
Model Num	hj	hj
Serial Num	-	
Service	-	
Type	-	
Size	-	

Gas Heat		
	Design	Actual
Gas Type	-	
Burner Type	-	
Burner Construction	-	
Gas Inlet Pres (wc)	-	
Gas Low Fire Pres (wc)	-	
Input BTUH (rated)	-	
Output BTUH (rated)	-	
Num of Passes	-	
Single or Dual Bank	-	
Staged or Modulating	-	
Num of Safety Valves	-	
Safety Valve Setting	-	
High Limit Setting	-	
Operating CTRL Setting	-	
High Fire SetPt	-	
High Fire CTRL Voltage	-	
High Fire Delta T (F) Rise	-	
Low Fire SetPt	-	
Low Fire CTRL SetPt	-	
Low Fire Delta T (F) Rise	-	
Ignition Type	-	
Pilot Ignition Status (pass/fail)	-	
Gas Valve Pilot Ignition CTRL Voltage	-	
Flame Proving Switch Type	-	
Flame proof CTRL Voltage	-	
Heater Operates (y/n)	-	
Combustion Blower Operates (y/n)	-	
Flame Status (pass/fail)	-	
EWT Temp SetPt	-	
LWT Temp SetPt	-	
Water Temp Max Rise SetPt	-	
GPM Flow Switch SetPt	-	
GPM Flow Switch Actual	-	
GPM Flow Switch CTRL Voltage	-	
GPM Switch Proved (Pass/Fail)	-	
Flame Modulates Properly	-	
Safety Controls - Check	-	

Test Data		
	Design	Actual
Water Treatment Type	-	
Water Treatment %	-	
Water Temp	-	
GPM	-	
Cv	-	
Balance Valve Setting	-	
Balance Valve Delta P	-	
EWT (F)	-	
LWT (F)	-	
Water Temp Delta T (F)	-	
ENT Water Pres	-	
LVG Water Pres	-	
Hot Water Delta P	-	
BTUH	-	

Combustion Fan Motor Data		
	Design	Actual
Motor MFG	-	
Frame	-	
Horsepower	-	
Phase	-	
Voltage	-	
Amperage	-	

Combustion Gas Duct	
	Actual
Duct Type	
Gauge & Material	
Size	
Minimum Rise:Run	
Room properly ventilated	
Space pres condition	
Flue backdrafts eliminated	
Flue Terminates Properly	



Chetu Development

Project: 10 Jan 2023

System/Unit: Boiler



Asset: AHU1-AHU15-BLR15

AREA:

Unit Data		
	Design	Actual
MFG	hj	hj
Model Num	hj	hj
Serial Num	-	
Service	-	
Type	-	
Size	-	

Gas Heat		
	Design	Actual
Gas Type	-	
Burner Type	-	
Burner Construction	-	
Gas Inlet Pres (wc)	-	
Gas Low Fire Pres (wc)	-	
Input BTUH (rated)	-	
Output BTUH (rated)	-	
Num of Passes	-	
Single or Dual Bank	-	
Staged or Modulating	-	
Num of Safety Valves	-	
Safety Valve Setting	-	
High Limit Setting	-	
Operating CTRL Setting	-	
High Fire SetPt	-	
High Fire CTRL Voltage	-	
High Fire Delta T (F) Rise	-	
Low Fire SetPt	-	
Low Fire CTRL SetPt	-	
Low Fire Delta T (F) Rise	-	
Ignition Type	-	
Pilot Ignition Status (pass/fail)	-	
Gas Valve Pilot Ignition CTRL Voltage	-	
Flame Proving Switch Type	-	
Flame proof CTRL Voltage	-	
Heater Operates (y/n)	-	
Combustion Blower Operates (y/n)	-	
Flame Status (pass/fail)	-	
EWT Temp SetPt	-	
LWT Temp SetPt	-	
Water Temp Max Rise SetPt	-	
GPM Flow Switch SetPt	-	
GPM Flow Switch Actual	-	
GPM Flow Switch CTRL Voltage	-	
GPM Switch Proved (Pass/Fail)	-	
Flame Modulates Properly	-	
Safety Controls - Check	-	

Test Data		
	Design	Actual
Water Treatment Type	-	
Water Treatment %	-	
Water Temp	-	
GPM	-	
Cv	-	
Balance Valve Setting	-	
Balance Valve Delta P	-	
EWT (F)	-	
LWT (F)	-	
Water Temp Delta T (F)	-	
ENT Water Pres	-	
LVG Water Pres	-	
Hot Water Delta P	-	
BTUH	-	

Combustion Fan Motor Data		
	Design	Actual
Motor MFG	-	
Frame	-	
Horsepower	-	
Phase	-	
Voltage	-	
Amperage	-	

Combustion Gas Duct	
	Actual
Duct Type	
Gauge & Material	
Size	
Minimum Rise:Run	
Room properly ventilated	
Space pres condition	
Flue backdrafts eliminated	
Flue Terminates Properly	



Chetu Development

Project: 10 Jan 2023

System/Unit: Boiler



Asset: AHU1-AHU15-BLR16

AREA:

Unit Data		
	Design	Actual
MFG	hj	hj
Model Num	hj	hj
Serial Num	-	
Service	-	
Type	-	
Size	-	

Gas Heat		
	Design	Actual
Gas Type	-	
Burner Type	-	
Burner Construction	-	
Gas Inlet Pres (wc)	-	
Gas Low Fire Pres (wc)	-	
Input BTUH (rated)	-	
Output BTUH (rated)	-	
Num of Passes	-	
Single or Dual Bank	-	
Staged or Modulating	-	
Num of Safety Valves	-	
Safety Valve Setting	-	
High Limit Setting	-	
Operating CTRL Setting	-	
High Fire SetPt	-	
High Fire CTRL Voltage	-	
High Fire Delta T (F) Rise	-	
Low Fire SetPt	-	
Low Fire CTRL SetPt	-	
Low Fire Delta T (F) Rise	-	
Ignition Type	-	
Pilot Ignition Status (pass/fail)	-	
Gas Valve Pilot Ignition CTRL Voltage	-	
Flame Proving Switch Type	-	
Flame proof CTRL Voltage	-	
Heater Operates (y/n)	-	
Combustion Blower Operates (y/n)	-	
Flame Status (pass/fail)	-	
EWT Temp SetPt	-	
LWT Temp SetPt	-	
Water Temp Max Rise SetPt	-	
GPM Flow Switch SetPt	-	
GPM Flow Switch Actual	-	
GPM Flow Switch CTRL Voltage	-	
GPM Switch Proved (Pass/Fail)	-	
Flame Modulates Properly	-	
Safety Controls - Check	-	

Test Data		
	Design	Actual
Water Treatment Type	-	
Water Treatment %	-	
Water Temp	-	
GPM	-	
Cv	-	
Balance Valve Setting	-	
Balance Valve Delta P	-	
EWT (F)	-	
LWT (F)	-	
Water Temp Delta T (F)	-	
ENT Water Pres	-	
LVG Water Pres	-	
Hot Water Delta P	-	
BTUH	-	

Combustion Fan Motor Data		
	Design	Actual
Motor MFG	-	
Frame	-	
Horsepower	-	
Phase	-	
Voltage	-	
Amperage	-	

Combustion Gas Duct	
	Actual
Duct Type	
Gauge & Material	
Size	
Minimum Rise:Run	
Room properly ventilated	
Space pres condition	
Flue backdrafts eliminated	
Flue Terminates Properly	



Chetu Development

Project: 10 Jan 2023

System/Unit: Boiler



Asset: AHU1-AHU15-BLR17

AREA:

Unit Data		
	Design	Actual
MFG	hj	hj
Model Num	hj	hj
Serial Num	-	
Service	-	
Type	-	
Size	-	

Gas Heat		
	Design	Actual
Gas Type	-	
Burner Type	-	
Burner Construction	-	
Gas Inlet Pres (wc)	-	
Gas Low Fire Pres (wc)	-	
Input BTUH (rated)	-	
Output BTUH (rated)	-	
Num of Passes	-	
Single or Dual Bank	-	
Staged or Modulating	-	
Num of Safety Valves	-	
Safety Valve Setting	-	
High Limit Setting	-	
Operating CTRL Setting	-	
High Fire SetPt	-	
High Fire CTRL Voltage	-	
High Fire Delta T (F) Rise	-	
Low Fire SetPt	-	
Low Fire CTRL SetPt	-	
Low Fire Delta T (F) Rise	-	
Ignition Type	-	
Pilot Ignition Status (pass/fail)	-	
Gas Valve Pilot Ignition CTRL Voltage	-	
Flame Proving Switch Type	-	
Flame proof CTRL Voltage	-	
Heater Operates (y/n)	-	
Combustion Blower Operates (y/n)	-	
Flame Status (pass/fail)	-	
EWT Temp SetPt	-	
LWT Temp SetPt	-	
Water Temp Max Rise SetPt	-	
GPM Flow Switch SetPt	-	
GPM Flow Switch Actual	-	
GPM Flow Switch CTRL Voltage	-	
GPM Switch Proved (Pass/Fail)	-	
Flame Modulates Properly	-	
Safety Controls - Check	-	

Test Data		
	Design	Actual
Water Treatment Type	-	
Water Treatment %	-	
Water Temp	-	
GPM	-	
Cv	-	
Balance Valve Setting	-	
Balance Valve Delta P	-	
EWT (F)	-	
LWT (F)	-	
Water Temp Delta T (F)	-	
ENT Water Pres	-	
LVG Water Pres	-	
Hot Water Delta P	-	
BTUH	-	

Combustion Fan Motor Data		
	Design	Actual
Motor MFG	-	
Frame	-	
Horsepower	-	
Phase	-	
Voltage	-	
Amperage	-	

Combustion Gas Duct	
	Actual
Duct Type	
Gauge & Material	
Size	
Minimum Rise:Run	
Room properly ventilated	
Space pres condition	
Flue backdrafts eliminated	
Flue Terminates Properly	



Chetu Development

Project: 10 Jan 2023

System/Unit: Boiler



Asset: AHU1-AHU15-BLR18

AREA:

Unit Data		
	Design	Actual
MFG	hj	hj
Model Num	hj	hj
Serial Num	-	
Service	-	
Type	-	
Size	-	

Gas Heat		
	Design	Actual
Gas Type	-	
Burner Type	-	
Burner Construction	-	
Gas Inlet Pres (wc)	-	
Gas Low Fire Pres (wc)	-	
Input BTUH (rated)	-	
Output BTUH (rated)	-	
Num of Passes	-	
Single or Dual Bank	-	
Staged or Modulating	-	
Num of Safety Valves	-	
Safety Valve Setting	-	
High Limit Setting	-	
Operating CTRL Setting	-	
High Fire SetPt	-	
High Fire CTRL Voltage	-	
High Fire Delta T (F) Rise	-	
Low Fire SetPt	-	
Low Fire CTRL SetPt	-	
Low Fire Delta T (F) Rise	-	
Ignition Type	-	
Pilot Ignition Status (pass/fail)	-	
Gas Valve Pilot Ignition CTRL Voltage	-	
Flame Proving Switch Type	-	
Flame proof CTRL Voltage	-	
Heater Operates (y/n)	-	
Combustion Blower Operates (y/n)	-	
Flame Status (pass/fail)	-	
EWT Temp SetPt	-	
LWT Temp SetPt	-	
Water Temp Max Rise SetPt	-	
GPM Flow Switch SetPt	-	
GPM Flow Switch Actual	-	
GPM Flow Switch CTRL Voltage	-	
GPM Switch Proved (Pass/Fail)	-	
Flame Modulates Properly	-	
Safety Controls - Check	-	

Test Data		
	Design	Actual
Water Treatment Type	-	
Water Treatment %	-	
Water Temp	-	
GPM	-	
Cv	-	
Balance Valve Setting	-	
Balance Valve Delta P	-	
EWT (F)	-	
LWT (F)	-	
Water Temp Delta T (F)	-	
ENT Water Pres	-	
LVG Water Pres	-	
Hot Water Delta P	-	
BTUH	-	

Combustion Fan Motor Data		
	Design	Actual
Motor MFG	-	
Frame	-	
Horsepower	-	
Phase	-	
Voltage	-	
Amperage	-	

Combustion Gas Duct	
	Actual
Duct Type	
Gauge & Material	
Size	
Minimum Rise:Run	
Room properly ventilated	
Space pres condition	
Flue backdrafts eliminated	
Flue Terminates Properly	



Chetu Development

Project: 10 Jan 2023

System/Unit: Boiler



Asset: AHU1-AHU15-BLR19

AREA:

Unit Data		
	Design	Actual
MFG	hj	hj
Model Num	hj	hj
Serial Num	-	
Service	-	
Type	-	
Size	-	

Gas Heat		
	Design	Actual
Gas Type	-	
Burner Type	-	
Burner Construction	-	
Gas Inlet Pres (wc)	-	
Gas Low Fire Pres (wc)	-	
Input BTUH (rated)	-	
Output BTUH (rated)	-	
Num of Passes	-	
Single or Dual Bank	-	
Staged or Modulating	-	
Num of Safety Valves	-	
Safety Valve Setting	-	
High Limit Setting	-	
Operating CTRL Setting	-	
High Fire SetPt	-	
High Fire CTRL Voltage	-	
High Fire Delta T (F) Rise	-	
Low Fire SetPt	-	
Low Fire CTRL SetPt	-	
Low Fire Delta T (F) Rise	-	
Ignition Type	-	
Pilot Ignition Status (pass/fail)	-	
Gas Valve Pilot Ignition CTRL Voltage	-	
Flame Proving Switch Type	-	
Flame proof CTRL Voltage	-	
Heater Operates (y/n)	-	
Combustion Blower Operates (y/n)	-	
Flame Status (pass/fail)	-	
EWT Temp SetPt	-	
LWT Temp SetPt	-	
Water Temp Max Rise SetPt	-	
GPM Flow Switch SetPt	-	
GPM Flow Switch Actual	-	
GPM Flow Switch CTRL Voltage	-	
GPM Switch Proved (Pass/Fail)	-	
Flame Modulates Properly	-	
Safety Controls - Check	-	

Test Data		
	Design	Actual
Water Treatment Type	-	
Water Treatment %	-	
Water Temp	-	
GPM	-	
Cv	-	
Balance Valve Setting	-	
Balance Valve Delta P	-	
EWT (F)	-	
LWT (F)	-	
Water Temp Delta T (F)	-	
ENT Water Pres	-	
LVG Water Pres	-	
Hot Water Delta P	-	
BTUH	-	

Combustion Fan Motor Data		
	Design	Actual
Motor MFG	-	
Frame	-	
Horsepower	-	
Phase	-	
Voltage	-	
Amperage	-	

Combustion Gas Duct	
	Actual
Duct Type	
Gauge & Material	
Size	
Minimum Rise:Run	
Room properly ventilated	
Space pres condition	
Flue backdrafts eliminated	
Flue Terminates Properly	



Chetu Development

Project: 10 Jan 2023

System/Unit: Boiler



Asset: AHU1-AHU15-BLR20

AREA:

Unit Data		
	Design	Actual
MFG	hj	hj
Model Num	hj	hj
Serial Num	-	
Service	-	
Type	-	
Size	-	

Gas Heat		
	Design	Actual
Gas Type	-	
Burner Type	-	
Burner Construction	-	
Gas Inlet Pres (wc)	-	
Gas Low Fire Pres (wc)	-	
Input BTUH (rated)	-	
Output BTUH (rated)	-	
Num of Passes	-	
Single or Dual Bank	-	
Staged or Modulating	-	
Num of Safety Valves	-	
Safety Valve Setting	-	
High Limit Setting	-	
Operating CTRL Setting	-	
High Fire SetPt	-	
High Fire CTRL Voltage	-	
High Fire Delta T (F) Rise	-	
Low Fire SetPt	-	
Low Fire CTRL SetPt	-	
Low Fire Delta T (F) Rise	-	
Ignition Type	-	
Pilot Ignition Status (pass/fail)	-	
Gas Valve Pilot Ignition CTRL Voltage	-	
Flame Proving Switch Type	-	
Flame proof CTRL Voltage	-	
Heater Operates (y/n)	-	
Combustion Blower Operates (y/n)	-	
Flame Status (pass/fail)	-	
EWT Temp SetPt	-	
LWT Temp SetPt	-	
Water Temp Max Rise SetPt	-	
GPM Flow Switch SetPt	-	
GPM Flow Switch Actual	-	
GPM Flow Switch CTRL Voltage	-	
GPM Switch Proved (Pass/Fail)	-	
Flame Modulates Properly	-	
Safety Controls - Check	-	

Test Data		
	Design	Actual
Water Treatment Type	-	
Water Treatment %	-	
Water Temp	-	
GPM	-	
Cv	-	
Balance Valve Setting	-	
Balance Valve Delta P	-	
EWT (F)	-	
LWT (F)	-	
Water Temp Delta T (F)	-	
ENT Water Pres	-	
LVG Water Pres	-	
Hot Water Delta P	-	
BTUH	-	

Combustion Fan Motor Data		
	Design	Actual
Motor MFG	-	
Frame	-	
Horsepower	-	
Phase	-	
Voltage	-	
Amperage	-	

Combustion Gas Duct	
	Actual
Duct Type	
Gauge & Material	
Size	
Minimum Rise:Run	
Room properly ventilated	
Space pres condition	
Flue backdrafts eliminated	
Flue Terminates Properly	



Chetu Development

Project: 10 Jan 2023

System/Unit: Boiler



Asset: AHU1-AHU15-BLR21

AREA:

Unit Data		
	Design	Actual
MFG	hj	hj
Model Num	hj	hj
Serial Num	-	
Service	-	
Type	-	
Size	-	

Gas Heat		
	Design	Actual
Gas Type	-	
Burner Type	-	
Burner Construction	-	
Gas Inlet Pres (wc)	-	
Gas Low Fire Pres (wc)	-	
Input BTUH (rated)	-	
Output BTUH (rated)	-	
Num of Passes	-	
Single or Dual Bank	-	
Staged or Modulating	-	
Num of Safety Valves	-	
Safety Valve Setting	-	
High Limit Setting	-	
Operating CTRL Setting	-	
High Fire SetPt	-	
High Fire CTRL Voltage	-	
High Fire Delta T (F) Rise	-	
Low Fire SetPt	-	
Low Fire CTRL SetPt	-	
Low Fire Delta T (F) Rise	-	
Ignition Type	-	
Pilot Ignition Status (pass/fail)	-	
Gas Valve Pilot Ignition CTRL Voltage	-	
Flame Proving Switch Type	-	
Flame proof CTRL Voltage	-	
Heater Operates (y/n)	-	
Combustion Blower Operates (y/n)	-	
Flame Status (pass/fail)	-	
EWT Temp SetPt	-	
LWT Temp SetPt	-	
Water Temp Max Rise SetPt	-	
GPM Flow Switch SetPt	-	
GPM Flow Switch Actual	-	
GPM Flow Switch CTRL Voltage	-	
GPM Switch Proved (Pass/Fail)	-	
Flame Modulates Properly	-	
Safety Controls - Check	-	

Test Data		
	Design	Actual
Water Treatment Type	-	
Water Treatment %	-	
Water Temp	-	
GPM	-	
Cv	-	
Balance Valve Setting	-	
Balance Valve Delta P	-	
EWT (F)	-	
LWT (F)	-	
Water Temp Delta T (F)	-	
ENT Water Pres	-	
LVG Water Pres	-	
Hot Water Delta P	-	
BTUH	-	

Combustion Fan Motor Data		
	Design	Actual
Motor MFG	-	
Frame	-	
Horsepower	-	
Phase	-	
Voltage	-	
Amperage	-	

Combustion Gas Duct	
	Actual
Duct Type	
Gauge & Material	
Size	
Minimum Rise:Run	
Room properly ventilated	
Space pres condition	
Flue backdrafts eliminated	
Flue Terminates Properly	



Chetu Development

Project: 10 Jan 2023

System/Unit: Boiler



Asset: AHU1-AHU15-BLR22

AREA:

Unit Data		
	Design	Actual
MFG	hj	hj
Model Num	hj	hj
Serial Num	-	
Service	-	
Type	-	
Size	-	

Gas Heat		
	Design	Actual
Gas Type	-	
Burner Type	-	
Burner Construction	-	
Gas Inlet Pres (wc)	-	
Gas Low Fire Pres (wc)	-	
Input BTUH (rated)	-	
Output BTUH (rated)	-	
Num of Passes	-	
Single or Dual Bank	-	
Staged or Modulating	-	
Num of Safety Valves	-	
Safety Valve Setting	-	
High Limit Setting	-	
Operating CTRL Setting	-	
High Fire SetPt	-	
High Fire CTRL Voltage	-	
High Fire Delta T (F) Rise	-	
Low Fire SetPt	-	
Low Fire CTRL SetPt	-	
Low Fire Delta T (F) Rise	-	
Ignition Type	-	
Pilot Ignition Status (pass/fail)	-	
Gas Valve Pilot Ignition CTRL Voltage	-	
Flame Proving Switch Type	-	
Flame proof CTRL Voltage	-	
Heater Operates (y/n)	-	
Combustion Blower Operates (y/n)	-	
Flame Status (pass/fail)	-	
EWT Temp SetPt	-	
LWT Temp SetPt	-	
Water Temp Max Rise SetPt	-	
GPM Flow Switch SetPt	-	
GPM Flow Switch Actual	-	
GPM Flow Switch CTRL Voltage	-	
GPM Switch Proved (Pass/Fail)	-	
Flame Modulates Properly	-	
Safety Controls - Check	-	

Test Data		
	Design	Actual
Water Treatment Type	-	
Water Treatment %	-	
Water Temp	-	
GPM	-	
Cv	-	
Balance Valve Setting	-	
Balance Valve Delta P	-	
EWT (F)	-	
LWT (F)	-	
Water Temp Delta T (F)	-	
ENT Water Pres	-	
LVG Water Pres	-	
Hot Water Delta P	-	
BTUH	-	

Combustion Fan Motor Data		
	Design	Actual
Motor MFG	-	
Frame	-	
Horsepower	-	
Phase	-	
Voltage	-	
Amperage	-	

Combustion Gas Duct	
	Actual
Duct Type	
Gauge & Material	
Size	
Minimum Rise:Run	
Room properly ventilated	
Space pres condition	
Flue backdrafts eliminated	
Flue Terminates Properly	



Chetu Development

Project: 10 Jan 2023

System/Unit: Boiler



Asset: AHU1-AHU15-BLR23

AREA:

Unit Data		
	Design	Actual
MFG	hj	hj
Model Num	hj	hj
Serial Num	-	
Service	-	
Type	-	
Size	-	

Gas Heat		
	Design	Actual
Gas Type	-	
Burner Type	-	
Burner Construction	-	
Gas Inlet Pres (wc)	-	
Gas Low Fire Pres (wc)	-	
Input BTUH (rated)	-	
Output BTUH (rated)	-	
Num of Passes	-	
Single or Dual Bank	-	
Staged or Modulating	-	
Num of Safety Valves	-	
Safety Valve Setting	-	
High Limit Setting	-	
Operating CTRL Setting	-	
High Fire SetPt	-	
High Fire CTRL Voltage	-	
High Fire Delta T (F) Rise	-	
Low Fire SetPt	-	
Low Fire CTRL SetPt	-	
Low Fire Delta T (F) Rise	-	
Ignition Type	-	
Pilot Ignition Status (pass/fail)	-	
Gas Valve Pilot Ignition CTRL Voltage	-	
Flame Proving Switch Type	-	
Flame proof CTRL Voltage	-	
Heater Operates (y/n)	-	
Combustion Blower Operates (y/n)	-	
Flame Status (pass/fail)	-	
EWT Temp SetPt	-	
LWT Temp SetPt	-	
Water Temp Max Rise SetPt	-	
GPM Flow Switch SetPt	-	
GPM Flow Switch Actual	-	
GPM Flow Switch CTRL Voltage	-	
GPM Switch Proved (Pass/Fail)	-	
Flame Modulates Properly	-	
Safety Controls - Check	-	

Test Data		
	Design	Actual
Water Treatment Type	-	
Water Treatment %	-	
Water Temp	-	
GPM	-	
Cv	-	
Balance Valve Setting	-	
Balance Valve Delta P	-	
EWT (F)	-	
LWT (F)	-	
Water Temp Delta T (F)	-	
ENT Water Pres	-	
LVG Water Pres	-	
Hot Water Delta P	-	
BTUH	-	

Combustion Fan Motor Data		
	Design	Actual
Motor MFG	-	
Frame	-	
Horsepower	-	
Phase	-	
Voltage	-	
Amperage	-	

Combustion Gas Duct	
	Actual
Duct Type	
Gauge & Material	
Size	
Minimum Rise:Run	
Room properly ventilated	
Space pres condition	
Flue backdrafts eliminated	
Flue Terminates Properly	



Chetu Development

Project: 10 Jan 2023

System/Unit: Boiler



Asset: AHU1-AHU15-BLR24

AREA:

Unit Data		
	Design	Actual
MFG	hj	hj
Model Num	hj	hj
Serial Num	-	
Service	-	
Type	-	
Size	-	

Gas Heat		
	Design	Actual
Gas Type	-	
Burner Type	-	
Burner Construction	-	
Gas Inlet Pres (wc)	-	
Gas Low Fire Pres (wc)	-	
Input BTUH (rated)	-	
Output BTUH (rated)	-	
Num of Passes	-	
Single or Dual Bank	-	
Staged or Modulating	-	
Num of Safety Valves	-	
Safety Valve Setting	-	
High Limit Setting	-	
Operating CTRL Setting	-	
High Fire SetPt	-	
High Fire CTRL Voltage	-	
High Fire Delta T (F) Rise	-	
Low Fire SetPt	-	
Low Fire CTRL SetPt	-	
Low Fire Delta T (F) Rise	-	
Ignition Type	-	
Pilot Ignition Status (pass/fail)	-	
Gas Valve Pilot Ignition CTRL Voltage	-	
Flame Proving Switch Type	-	
Flame proof CTRL Voltage	-	
Heater Operates (y/n)	-	
Combustion Blower Operates (y/n)	-	
Flame Status (pass/fail)	-	
EWT Temp SetPt	-	
LWT Temp SetPt	-	
Water Temp Max Rise SetPt	-	
GPM Flow Switch SetPt	-	
GPM Flow Switch Actual	-	
GPM Flow Switch CTRL Voltage	-	
GPM Switch Proved (Pass/Fail)	-	
Flame Modulates Properly	-	
Safety Controls - Check	-	

Test Data		
	Design	Actual
Water Treatment Type	-	
Water Treatment %	-	
Water Temp	-	
GPM	-	
Cv	-	
Balance Valve Setting	-	
Balance Valve Delta P	-	
EWT (F)	-	
LWT (F)	-	
Water Temp Delta T (F)	-	
ENT Water Pres	-	
LVG Water Pres	-	
Hot Water Delta P	-	
BTUH	-	

Combustion Fan Motor Data		
	Design	Actual
Motor MFG	-	
Frame	-	
Horsepower	-	
Phase	-	
Voltage	-	
Amperage	-	

Combustion Gas Duct	
	Actual
Duct Type	
Gauge & Material	
Size	
Minimum Rise:Run	
Room properly ventilated	
Space pres condition	
Flue backdrafts eliminated	
Flue Terminates Properly	



Chetu Development

Project: 10 Jan 2023

System/Unit: Boiler



Asset: AHU1-AHU15-BLR25

AREA:

Unit Data		
	Design	Actual
MFG	hj	hj
Model Num	hj	hj
Serial Num	-	
Service	-	
Type	-	
Size	-	

Gas Heat		
	Design	Actual
Gas Type	-	
Burner Type	-	
Burner Construction	-	
Gas Inlet Pres (wc)	-	
Gas Low Fire Pres (wc)	-	
Input BTUH (rated)	-	
Output BTUH (rated)	-	
Num of Passes	-	
Single or Dual Bank	-	
Staged or Modulating	-	
Num of Safety Valves	-	
Safety Valve Setting	-	
High Limit Setting	-	
Operating CTRL Setting	-	
High Fire SetPt	-	
High Fire CTRL Voltage	-	
High Fire Delta T (F) Rise	-	
Low Fire SetPt	-	
Low Fire CTRL SetPt	-	
Low Fire Delta T (F) Rise	-	
Ignition Type	-	
Pilot Ignition Status (pass/fail)	-	
Gas Valve Pilot Ignition CTRL Voltage	-	
Flame Proving Switch Type	-	
Flame proof CTRL Voltage	-	
Heater Operates (y/n)	-	
Combustion Blower Operates (y/n)	-	
Flame Status (pass/fail)	-	
EWT Temp SetPt	-	
LWT Temp SetPt	-	
Water Temp Max Rise SetPt	-	
GPM Flow Switch SetPt	-	
GPM Flow Switch Actual	-	
GPM Flow Switch CTRL Voltage	-	
GPM Switch Proved (Pass/Fail)	-	
Flame Modulates Properly	-	
Safety Controls - Check	-	

Test Data		
	Design	Actual
Water Treatment Type	-	
Water Treatment %	-	
Water Temp	-	
GPM	-	
Cv	-	
Balance Valve Setting	-	
Balance Valve Delta P	-	
EWT (F)	-	
LWT (F)	-	
Water Temp Delta T (F)	-	
ENT Water Pres	-	
LVG Water Pres	-	
Hot Water Delta P	-	
BTUH	-	

Combustion Fan Motor Data		
	Design	Actual
Motor MFG	-	
Frame	-	
Horsepower	-	
Phase	-	
Voltage	-	
Amperage	-	

Combustion Gas Duct	
	Actual
Duct Type	
Gauge & Material	
Size	
Minimum Rise:Run	
Room properly ventilated	
Space pres condition	
Flue backdrafts eliminated	
Flue Terminates Properly	



Chetu Development

Project: 10 Jan 2023

System/Unit: Boiler



Asset: AHU1-AHU15-BLR26

AREA:

Unit Data		
	Design	Actual
MFG	hj	hj
Model Num	hj	hj
Serial Num	-	
Service	-	
Type	-	
Size	-	

Gas Heat		
	Design	Actual
Gas Type	-	
Burner Type	-	
Burner Construction	-	
Gas Inlet Pres (wc)	-	
Gas Low Fire Pres (wc)	-	
Input BTUH (rated)	-	
Output BTUH (rated)	-	
Num of Passes	-	
Single or Dual Bank	-	
Staged or Modulating	-	
Num of Safety Valves	-	
Safety Valve Setting	-	
High Limit Setting	-	
Operating CTRL Setting	-	
High Fire SetPt	-	
High Fire CTRL Voltage	-	
High Fire Delta T (F) Rise	-	
Low Fire SetPt	-	
Low Fire CTRL SetPt	-	
Low Fire Delta T (F) Rise	-	
Ignition Type	-	
Pilot Ignition Status (pass/fail)	-	
Gas Valve Pilot Ignition CTRL Voltage	-	
Flame Proving Switch Type	-	
Flame proof CTRL Voltage	-	
Heater Operates (y/n)	-	
Combustion Blower Operates (y/n)	-	
Flame Status (pass/fail)	-	
EWT Temp SetPt	-	
LWT Temp SetPt	-	
Water Temp Max Rise SetPt	-	
GPM Flow Switch SetPt	-	
GPM Flow Switch Actual	-	
GPM Flow Switch CTRL Voltage	-	
GPM Switch Proved (Pass/Fail)	-	
Flame Modulates Properly	-	
Safety Controls - Check	-	

Test Data		
	Design	Actual
Water Treatment Type	-	
Water Treatment %	-	
Water Temp	-	
GPM	-	
Cv	-	
Balance Valve Setting	-	
Balance Valve Delta P	-	
EWT (F)	-	
LWT (F)	-	
Water Temp Delta T (F)	-	
ENT Water Pres	-	
LVG Water Pres	-	
Hot Water Delta P	-	
BTUH	-	

Combustion Fan Motor Data		
	Design	Actual
Motor MFG	-	
Frame	-	
Horsepower	-	
Phase	-	
Voltage	-	
Amperage	-	

Combustion Gas Duct	
	Actual
Duct Type	
Gauge & Material	
Size	
Minimum Rise:Run	
Room properly ventilated	
Space pres condition	
Flue backdrafts eliminated	
Flue Terminates Properly	



Chetu Development

Project: 10 Jan 2023

System/Unit: Boiler



Asset: AHU1-AHU15-BLR27

AREA:

Unit Data		
	Design	Actual
MFG	hj	hj
Model Num	hj	hj
Serial Num	-	
Service	-	
Type	-	
Size	-	

Gas Heat		
	Design	Actual
Gas Type	-	
Burner Type	-	
Burner Construction	-	
Gas Inlet Pres (wc)	-	
Gas Low Fire Pres (wc)	-	
Input BTUH (rated)	-	
Output BTUH (rated)	-	
Num of Passes	-	
Single or Dual Bank	-	
Staged or Modulating	-	
Num of Safety Valves	-	
Safety Valve Setting	-	
High Limit Setting	-	
Operating CTRL Setting	-	
High Fire SetPt	-	
High Fire CTRL Voltage	-	
High Fire Delta T (F) Rise	-	
Low Fire SetPt	-	
Low Fire CTRL SetPt	-	
Low Fire Delta T (F) Rise	-	
Ignition Type	-	
Pilot Ignition Status (pass/fail)	-	
Gas Valve Pilot Ignition CTRL Voltage	-	
Flame Proving Switch Type	-	
Flame proof CTRL Voltage	-	
Heater Operates (y/n)	-	
Combustion Blower Operates (y/n)	-	
Flame Status (pass/fail)	-	
EWT Temp SetPt	-	
LWT Temp SetPt	-	
Water Temp Max Rise SetPt	-	
GPM Flow Switch SetPt	-	
GPM Flow Switch Actual	-	
GPM Flow Switch CTRL Voltage	-	
GPM Switch Proved (Pass/Fail)	-	
Flame Modulates Properly	-	
Safety Controls - Check	-	

Test Data		
	Design	Actual
Water Treatment Type	-	
Water Treatment %	-	
Water Temp	-	
GPM	-	
Cv	-	
Balance Valve Setting	-	
Balance Valve Delta P	-	
EWT (F)	-	
LWT (F)	-	
Water Temp Delta T (F)	-	
ENT Water Pres	-	
LVG Water Pres	-	
Hot Water Delta P	-	
BTUH	-	

Combustion Fan Motor Data		
	Design	Actual
Motor MFG	-	
Frame	-	
Horsepower	-	
Phase	-	
Voltage	-	
Amperage	-	

Combustion Gas Duct	
	Actual
Duct Type	
Gauge & Material	
Size	
Minimum Rise:Run	
Room properly ventilated	
Space pres condition	
Flue backdrafts eliminated	
Flue Terminates Properly	



Chetu Development

Project: 10 Jan 2023

System/Unit: Boiler



Asset: AHU1-AHU15-BLR28

AREA:

Unit Data		
	Design	Actual
MFG	hj	hj
Model Num	hj	hj
Serial Num	-	
Service	-	
Type	-	
Size	-	

Gas Heat		
	Design	Actual
Gas Type	-	
Burner Type	-	
Burner Construction	-	
Gas Inlet Pres (wc)	-	
Gas Low Fire Pres (wc)	-	
Input BTUH (rated)	-	
Output BTUH (rated)	-	
Num of Passes	-	
Single or Dual Bank	-	
Staged or Modulating	-	
Num of Safety Valves	-	
Safety Valve Setting	-	
High Limit Setting	-	
Operating CTRL Setting	-	
High Fire SetPt	-	
High Fire CTRL Voltage	-	
High Fire Delta T (F) Rise	-	
Low Fire SetPt	-	
Low Fire CTRL SetPt	-	
Low Fire Delta T (F) Rise	-	
Ignition Type	-	
Pilot Ignition Status (pass/fail)	-	
Gas Valve Pilot Ignition CTRL Voltage	-	
Flame Proving Switch Type	-	
Flame proof CTRL Voltage	-	
Heater Operates (y/n)	-	
Combustion Blower Operates (y/n)	-	
Flame Status (pass/fail)	-	
EWT Temp SetPt	-	
LWT Temp SetPt	-	
Water Temp Max Rise SetPt	-	
GPM Flow Switch SetPt	-	
GPM Flow Switch Actual	-	
GPM Flow Switch CTRL Voltage	-	
GPM Switch Proved (Pass/Fail)	-	
Flame Modulates Properly	-	
Safety Controls - Check	-	

Test Data		
	Design	Actual
Water Treatment Type	-	
Water Treatment %	-	
Water Temp	-	
GPM	-	
Cv	-	
Balance Valve Setting	-	
Balance Valve Delta P	-	
EWT (F)	-	
LWT (F)	-	
Water Temp Delta T (F)	-	
ENT Water Pres	-	
LVG Water Pres	-	
Hot Water Delta P	-	
BTUH	-	

Combustion Fan Motor Data		
	Design	Actual
Motor MFG	-	
Frame	-	
Horsepower	-	
Phase	-	
Voltage	-	
Amperage	-	

Combustion Gas Duct	
	Actual
Duct Type	
Gauge & Material	
Size	
Minimum Rise:Run	
Room properly ventilated	
Space pres condition	
Flue backdrafts eliminated	
Flue Terminates Properly	



Chetu Development

Project: 10 Jan 2023

System/Unit: Boiler



Asset: AHU1-AHU15-BLR29

AREA:

Unit Data		
	Design	Actual
MFG	hj	hj
Model Num	hj	hj
Serial Num	-	
Service	-	
Type	-	
Size	-	

Gas Heat		
	Design	Actual
Gas Type	-	
Burner Type	-	
Burner Construction	-	
Gas Inlet Pres (wc)	-	
Gas Low Fire Pres (wc)	-	
Input BTUH (rated)	-	
Output BTUH (rated)	-	
Num of Passes	-	
Single or Dual Bank	-	
Staged or Modulating	-	
Num of Safety Valves	-	
Safety Valve Setting	-	
High Limit Setting	-	
Operating CTRL Setting	-	
High Fire SetPt	-	
High Fire CTRL Voltage	-	
High Fire Delta T (F) Rise	-	
Low Fire SetPt	-	
Low Fire CTRL SetPt	-	
Low Fire Delta T (F) Rise	-	
Ignition Type	-	
Pilot Ignition Status (pass/fail)	-	
Gas Valve Pilot Ignition CTRL Voltage	-	
Flame Proving Switch Type	-	
Flame proof CTRL Voltage	-	
Heater Operates (y/n)	-	
Combustion Blower Operates (y/n)	-	
Flame Status (pass/fail)	-	
EWT Temp SetPt	-	
LWT Temp SetPt	-	
Water Temp Max Rise SetPt	-	
GPM Flow Switch SetPt	-	
GPM Flow Switch Actual	-	
GPM Flow Switch CTRL Voltage	-	
GPM Switch Proved (Pass/Fail)	-	
Flame Modulates Properly	-	
Safety Controls - Check	-	

Test Data		
	Design	Actual
Water Treatment Type	-	
Water Treatment %	-	
Water Temp	-	
GPM	-	
Cv	-	
Balance Valve Setting	-	
Balance Valve Delta P	-	
EWT (F)	-	
LWT (F)	-	
Water Temp Delta T (F)	-	
ENT Water Pres	-	
LVG Water Pres	-	
Hot Water Delta P	-	
BTUH	-	

Combustion Fan Motor Data		
	Design	Actual
Motor MFG	-	
Frame	-	
Horsepower	-	
Phase	-	
Voltage	-	
Amperage	-	

Combustion Gas Duct	
	Actual
Duct Type	
Gauge & Material	
Size	
Minimum Rise:Run	
Room properly ventilated	
Space pres condition	
Flue backdrafts eliminated	
Flue Terminates Properly	



Chetu Development

Project: 10 Jan 2023

System/Unit: Boiler



Asset: AHU1-AHU15-BLR30

AREA:

Unit Data		
	Design	Actual
MFG	hj	hj
Model Num	hj	hj
Serial Num	-	
Service	-	
Type	-	
Size	-	

Gas Heat		
	Design	Actual
Gas Type	-	
Burner Type	-	
Burner Construction	-	
Gas Inlet Pres (wc)	-	
Gas Low Fire Pres (wc)	-	
Input BTUH (rated)	-	
Output BTUH (rated)	-	
Num of Passes	-	
Single or Dual Bank	-	
Staged or Modulating	-	
Num of Safety Valves	-	
Safety Valve Setting	-	
High Limit Setting	-	
Operating CTRL Setting	-	
High Fire SetPt	-	
High Fire CTRL Voltage	-	
High Fire Delta T (F) Rise	-	
Low Fire SetPt	-	
Low Fire CTRL SetPt	-	
Low Fire Delta T (F) Rise	-	
Ignition Type	-	
Pilot Ignition Status (pass/fail)	-	
Gas Valve Pilot Ignition CTRL Voltage	-	
Flame Proving Switch Type	-	
Flame proof CTRL Voltage	-	
Heater Operates (y/n)	-	
Combustion Blower Operates (y/n)	-	
Flame Status (pass/fail)	-	
EWT Temp SetPt	-	
LWT Temp SetPt	-	
Water Temp Max Rise SetPt	-	
GPM Flow Switch SetPt	-	
GPM Flow Switch Actual	-	
GPM Flow Switch CTRL Voltage	-	
GPM Switch Proved (Pass/Fail)	-	
Flame Modulates Properly	-	
Safety Controls - Check	-	

Test Data		
	Design	Actual
Water Treatment Type	-	
Water Treatment %	-	
Water Temp	-	
GPM	-	
Cv	-	
Balance Valve Setting	-	
Balance Valve Delta P	-	
EWT (F)	-	
LWT (F)	-	
Water Temp Delta T (F)	-	
ENT Water Pres	-	
LVG Water Pres	-	
Hot Water Delta P	-	
BTUH	-	

Combustion Fan Motor Data		
	Design	Actual
Motor MFG	-	
Frame	-	
Horsepower	-	
Phase	-	
Voltage	-	
Amperage	-	

Combustion Gas Duct	
	Actual
Duct Type	
Gauge & Material	
Size	
Minimum Rise:Run	
Room properly ventilated	
Space pres condition	
Flue backdrafts eliminated	
Flue Terminates Properly	



Chetu Development

Project: 10 Jan 2023



Diffuser Supply (GRD)

AHU1-AHU39/

Asset				
Asset Name	Location	a7	FINAL CFM	% to design
AHU1-AHU1-SGRD1				
AHU1-AHU1-SGRD2				
AHU1-AHU1-SGRD3				
AHU1-AHU1-SGRD4				
AHU1-AHU1-SGRD5				
AHU1-AHU1-SGRD6				
AHU1-AHU1-SGRD7				
AHU1-AHU1-SGRD8				
AHU1-AHU1-SGRD9				
AHU1-AHU1-SGRD10				
AHU1-AHU1-SGRD11				
AHU1-AHU1-SGRD12				
AHU1-AHU1-SGRD13				
AHU1-AHU1-SGRD14				
AHU1-AHU1-SGRD15				
AHU1-AHU1-SGRD16				
AHU1-AHU1-SGRD17				
AHU1-AHU1-SGRD18				
AHU1-AHU1-SGRD19				
AHU1-AHU1-SGRD20				
AHU1-AHU1-SGRD21				
AHU1-AHU1-SGRD22				
AHU1-AHU1-SGRD23				
AHU1-AHU1-SGRD24				
AHU1-AHU1-SGRD25				
AHU1-AHU1-SGRD26				
AHU1-AHU1-SGRD27				
AHU1-AHU1-SGRD28				
AHU1-AHU1-SGRD29				
AHU1-AHU1-SGRD30				
AHU1-AHU1-SGRD31				
AHU1-AHU1-SGRD32				
AHU1-AHU1-SGRD33				
AHU1-AHU1-SGRD34				
AHU1-AHU1-SGRD35				
AHU1-AHU1-SGRD36				
AHU1-AHU1-SGRD37				
AHU1-AHU1-SGRD38				
AHU1-AHU1-SGRD39				
AHU1-AHU1-SGRD40				
AHU1-AHU1-SGRD41				
AHU1-AHU1-SGRD42				
AHU1-AHU1-SGRD43				
AHU1-AHU1-SGRD44				
AHU1-AHU1-SGRD45				
AHU1-AHU1-SGRD46				
AHU1-AHU1-SGRD47				
AHU1-AHU1-SGRD48				
AHU1-AHU1-SGRD49				
AHU1-AHU1-SGRD50				
Total			0	

AHU1/child

Asset				
Asset Name	Location	a7	FINAL CFM	% to design
AHU1-SGRD1				
AHU1-SGRD2				
Total			0	

Asset	Notes	Date	Written By
AHU1-SGRD1	Notes of sgrd1 which is child		

AHU2/chi

Asset				
Asset Name	Location	a7	FINAL CFM	% to design
AHU2-SGRD1	4	44		
AHU2-SGRD3				
Total			0	

F1/

Asset				
Asset Name	Location	a7	FINAL CFM	% to design
SGRD1				
SGRD2	aa	45	44	-
Total			44	

Completed By: Gulshan Kumar on 06/28/2023

SGRD1/QWAS


Asset				
Asset Name	Location	a7	FINAL CFM	% to design
SGRD1-SGRD1				
SGRD1-SGRD3				
SGRD1-SGRD3				
Total			0	

SGRD2/a

Asset				
Asset Name	Location	a7	FINAL CFM	% to design
SGRD2-SGRD1				
SGRD2-SGRD2				
SGRD2-SGRD3				
Total			0	

CheckList List

- 23 Jun Test



10 Jan 2023

CheckList Information

Name : 23 Jun Test **Status :** Not Completed
Assigned Organization : MULTIPLE **Asset :**
Requesting Organization : Chetu Development
Created Date : 06/23/2023 - Gulshan Kumar - Chetu Development

CheckList Item Details

Testing QA

Comment:

test

Testing QA

09/02/2024

Comment:

yn

Comment:

Issue List

- 01 Nov 2023

10 Jan 2023

Project Issue Information

Issue Name : 01 Nov 2023
Description : 01 Nov 2023
Created By : Chetu Development **Assigned To :** Chetu Development - gourav1 Kumar
Status : Open
Priority : High **Asset Tag :**
Originated Date : 11/01/2023 - Gulshan Kumar - Chetu Development


Project Issue Response Details

- **12/12/2023** **Chetu Development - Gulshan Kumar**
 - 12 Dec 2023

- **12/12/2023** **Chetu Development - Gulshan Kumar**
 - test qa

- **11/08/2023** **Chetu Development - Gulshan Kumar**
 - ESR123

1. [Open](#) QR_Code.pdf
 11/08/2023



Task List

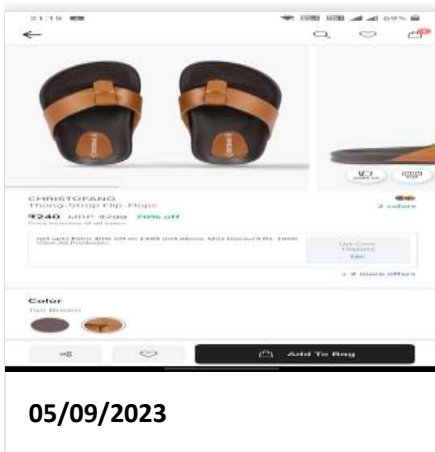
- Test

10 Jan 2023

Project Task Information

Task Name : Test
Description : Test
Created By : Chetu Development **Assigned To :** Chetu Development - gourav1 Kumar
Status : Open
Originated Date : 05/09/2023 - Gulshan Kumar - Chetu Development

Project Task File Details



Project Task Response Details

- **07/04/2024** **Chetu Development - Gulshan Kumar**
 - dssasd