

**Report By:**

National TAB  
1329 E. KEMPER ROAD  
SUITE 4210  
CINCINNATI, OH 45246



**Report: TAB Survey**  
**Function: Test, Adjust, & Balance**  
**Date: 10/23/2025**  
**Completed By: National TAB**

**PROJECT**  
**10-20-25 APPLEBEES VENICE, FL TAB**  
**SURVEY**

4329 S Tamiami Trl

VENICE., FL 34293

**Client**

Flynn Restaurant Group  
6200 Oak Tree Boulevard  
Suite 250  
Independence, OH 44131

# National TAB

Project: 10-20-25 APPLEBEES VENICE, FL TAB SURVEY

## Table Of Contents

<b>Section</b>	<b>Page #</b>
Summary	3
Issue Data	4
Checklist Data	19
AHU/RTU	42
FAN - Exhaust	51
FAN - Supply	63
Kitchen Hood Type I	65

## Project Summary

The scope of this project is to perform a survey of the existing RTU's, EF's, MUA, and hoods. This includes measuring as-is airflows, inspecting the equipment for maintenance issues, and providing additional insight as to the performance and condition.

The major issues that were identified are noted on the following pages. These provide a snapshot of the major findings. Following that are checklists, pictures, and asset pages that have additional details and technical information regarding the equipment. If there are any questions about the results please reach out to our team for clarification.

## Issue List

- Blown capacitor RTU2 control board
- Damaged Conduit
- Ducts not sealed to diffusers.
- EF3 not running
- EF4 overramping
- MAU missing bearing.
- Negative building pressure
- OA Filters RTUs 1 and 2
- Possible compressor oil leak RTU 1
- Right side hood not capturing all smoke
- RTU 1 OA damper
- RTU1 Insulation
- RTU2 multiple fan speeds
- RTU2 overramping




**10-20-25 APPLEBEES VENICE, FL TAB SURVEY**

**Project Issue Information**

**Issue Name :** Blown capacitor RTU2 control board  
**Description :** There is a blown capacitor on RTU2 control board.  
**Created By :** National TAB                      **Assigned To :** National TAB - Dan Hertenstein  
**Status :** Open  
**Priority :** Low                                      **Asset Tag :**  
**Originated Date :** 10/22/2025 - Jackson Gunnels - National TAB

Project Issue File Details





**10-20-25 APPLEBEES VENICE, FL TAB SURVEY**

**Project Issue Information**

**Issue Name :** Damaged Conduit  
**Description :** Damaged conduit on the MAU from belt wear.  
**Created By :** National TAB                      **Assigned To :** National TAB - Dan Hertenstein  
**Status :** Open  
**Priority :** Urgent                                      **Asset Tag :**  
**Originated Date :** 10/23/2025 - Jackson Gunnels - National TAB

Project Issue File Details



10/23/2025



**10-20-25 APPLEBEES VENICE, FL TAB SURVEY**

**Project Issue Information**

**Issue Name :** Ducts not sealed to diffusers.  
**Description :** Many ducts appear to not be fully sealed to their diffusers  
**Created By :** National TAB                      **Assigned To :** National TAB - Dan Hertenstein  
**Status :** Open  
**Priority :** Medium                                      **Asset Tag :**  
**Originated Date :** 10/23/2025 - Jackson Gunnels - National TAB

Project Issue File Details



10/23/2025



10/23/2025



**10-20-25 APPLEBEES VENICE, FL TAB SURVEY**

**Project Issue Information**

**Issue Name :** EF3 not running  
**Description :** EF3 is not turning on. Fan and motor are able to turn freely and motor is receiving power.  
**Created By :** National TAB                      **Assigned To :** National TAB - Dan Hertenstein  
**Status :** Open  
**Priority :** Urgent                                      **Asset Tag :**  
**Originated Date :** 10/22/2025 - Jackson Gunnels - National TAB



**10-20-25 APPLEBEES VENICE, FL TAB SURVEY**

**Project Issue Information**

**Issue Name :** EF4 overramping  
**Description :** EF4 is pulling 3.4A. Design is 3.1A  
**Created By :** National TAB                      **Assigned To :** National TAB - Dan Hertenstein  
**Status :** Open  
**Priority :** [Medium](#)                                      **Asset Tag :**  
**Originated Date :** 10/23/2025 - Jackson Gunnels - National TAB



**10-20-25 APPLEBEES VENICE, FL TAB SURVEY**

**Project Issue Information**

**Issue Name :** MAU missing bearing.  
**Description :** There is a bearing missing on the fan of the MAU  
**Created By :** National TAB                      **Assigned To :** National TAB - Dan Hertenstein  
**Status :** Open  
**Priority :** Urgent                                      **Asset Tag :**  
**Originated Date :** 10/23/2025 - Jackson Gunnels - National TAB

Project Issue File Details



10/23/2025



### 10-20-25 APPLEBEES VENICE, FL TAB SURVEY

#### Project Issue Information

**Issue Name :** Negative building pressure  
**Description :** Building pressure is negative (-0.0223")  
**Created By :** National TAB                      **Assigned To :** National TAB - Dan Hertenstein  
**Status :** Open  
**Priority :** Medium                                      **Asset Tag :**  
**Originated Date :** 10/22/2025 - Jackson Gunnels - National TAB

#### Project Issue File Details



10/23/2025



**10-20-25 APPLEBEES VENICE, FL TAB SURVEY**

**Project Issue Information**

**Issue Name :** OA Filters RTUs 1 and 2  
**Description :** RTUs 1 (rooftop label 3) and 2 have no outside air filters.  
**Created By :** National TAB                      **Assigned To :** National TAB - Dan Hertenstein  
**Status :** Open  
**Priority :** Urgent                                      **Asset Tag :**  
**Originated Date :** 10/22/2025 - Jackson Gunnels - National TAB

Project Issue File Details



10/23/2025



10/23/2025



### 10-20-25 APPLEBEES VENICE, FL TAB SURVEY

#### Project Issue Information

**Issue Name :** Possible compressor oil leak RTU 1  
**Description :** One of the compressors in RTU 1 (labelled as RTU3 on the roof) has a possible oil leak. There is a large amount of oil sitting around base of unit, and the compressors are short cycling.  
**Created By :** National TAB                      **Assigned To :** National TAB - Dan Hertenstein  
**Status :** Open  
**Priority :** Urgent                                      **Asset Tag :**  
**Originated Date :** 10/22/2025 - Jackson Gunnels - National TAB

#### Project Issue File Details



10/23/2025



10/23/2025



### 10-20-25 APPLEBEES VENICE, FL TAB SURVEY

#### Project Issue Information

**Issue Name :** Right side hood not capturing all smoke  
**Description :** The right side hood is leaking smoke from fryers on the right side.  
**Created By :** National TAB                      **Assigned To :** National TAB - Dan Hertenstein  
**Status :** Open  
**Priority :** Urgent                                      **Asset Tag :**  
**Originated Date :** 10/23/2025 - Jackson Gunnels - National TAB

#### Project Issue File Details



10/23/2025



**10-20-25 APPLEBEES VENICE, FL TAB SURVEY**

**Project Issue Information**

**Issue Name :** RTU 1 OA damper  
**Description :** Unit 1 (rooftop label 3) has no OA damper. Unit is sealed sealed.  
**Created By :** National TAB                      **Assigned To :** National TAB - Dan Hertenstein  
**Status :** Open  
**Priority :** Urgent                                      **Asset Tag :**  
**Originated Date :** 10/22/2025 - Jackson Gunnels - National TAB

Project Issue File Details



10/23/2025



**10-20-25 APPLEBEES VENICE, FL TAB SURVEY**

**Project Issue Information**

**Issue Name :** RTU1 Insulation  
**Description :** Insulation lining the blower compartment in RTU1 has separated. Insulation placed in compressor compartment until a repair can be made.  
**Created By :** National TAB                      **Assigned To :** National TAB - Dan Hertenstein  
**Status :** Open  
**Priority :** Medium                                      **Asset Tag :**  
**Originated Date :** 10/23/2025 - Jackson Gunnels - National TAB

Project Issue File Details



10/24/2025



**10-20-25 APPLEBEES VENICE, FL TAB SURVEY**

**Project Issue Information**

**Issue Name :** RTU2 multiple fan speeds  
**Description :** RTU2 has not been configured to run at a single fan speed.  
**Created By :** National TAB                      **Assigned To :** National TAB - Dan Hertenstein  
**Status :** Open  
**Priority :** InfoOnly                                      **Asset Tag :**  
**Originated Date :** 10/23/2025 - Jackson Gunnels - National TAB



**10-20-25 APPLEBEES VENICE, FL TAB SURVEY**

**Project Issue Information**

**Issue Name :** RTU2 overamping  
**Description :** RTU2 is overamping 7.1/6.4 on one leg while running in high fan speed.  
**Created By :** National TAB                      **Assigned To :** National TAB - Dan Hertenstein  
**Status :** Open  
**Priority :** InfoOnly                                      **Asset Tag :**  
**Originated Date :** 10/23/2025 - Jackson Gunnels - National TAB

## CheckList List

- 01: GENERAL PICTURE
- 02: GENERAL INSPECTION
- 03: RTU INSPECTION
- 04: EF INSPECTION
- 05: MUA INSPECTION
- 06: HOOD INSPECTION



### 10-20-25 APPLEBEES VENICE, FL TAB SURVEY

#### CheckList Information

**Name :** 01: GENERAL PICTURE **Status :** Not Completed  
**Assigned Organization :** National TAB **Asset :**  
**Requesting Organization :** National TAB  
**Created Date :** 10/21/2025 - Natasha Louw - National TAB

#### CheckList Item Details

Take the following pictures

Rooftop from multiple angles

Comment:



10/24/2025



10/24/2025

Exterior of the building from multiple angles

Comment:



10/24/2025



10/24/2025

Dining area so that diffusers are visible

Comment:



10/23/2025



10/23/2025



10/23/2025

Kitchen areas so that diffusers are visible

Comment:



10/23/2025



10/23/2025



10/23/2025

---

**Thermostats**

**Comment:**



10/23/2025


---

**Temp/humidity sensors zoomed out**

**Comment:**



10/23/2025



10/23/2025



10/23/2025

**Temp/humidity sensors zoomed out (continued)**

**Comment:**



10/23/2025

**Breaker panels with doors open**

**Comment:**



10/23/2025



10/23/2025



10/23/2025

**Breaker panels with doors open (continued)**

**Comment:**



10/23/2025



10/23/2025

**Any additional areas of concern (stained tiles, rusted diffusers, etc)**

**Comment:**



10/23/2025



10/23/2025



10/23/2025

**Notes/Comments :**

Most tiles on kitchen are dirty.

**Date :**10/28/2025



## 10-20-25 APPLEBEES VENICE, FL TAB SURVEY

### CheckList Information

**Name :** 02: GENERAL INSPECTION **Status :** Not Completed  
**Assigned Organization :** National TAB **Asset :**  
**Requesting Organization :** National TAB  
**Created Date :** 10/21/2025 - Natasha Louw - National TAB

### CheckList Item Details

#### General Inspection

Interview manager to find out what HVAC and KVS related issues they have and any recurring complaints (temperature, humidity, smoke capture, building pressure, drafting, etc).

#### Comment:

Manager complaints of: space is always too cold or too hot, high humidity in dining room, diffusers blowing directly on customers at the bar.

**With all fans running, measure the building pressure at all doors. Building pressure measurements:**

#### Comment:

-0.0223", -0.0221",

**Are thermostats programmable and can they be programmed for a Fan On schedule?** Pass

#### Comment:

**Are all diffusers free of damage and rust?** Fail

#### Comment:

2 damaged returns in dining area. Damaged supply in women's RR. 1 damaged return in back of house.



10/23/2025



10/23/2025



10/23/2025

Ductwork appears to be intact and has not come loose above ceiling?

Fail

**Comment:**

Ductwork appears mostly intact. However the seal between duct and diffuser on most diffusers is not present/adequate



10/23/2025



10/23/2025

Does all duct insulation above the ceiling appear to be intact?

Pass

**Comment:**

Mark up drawing if provided with any changes to diffuser location. Otherwise, create a basic drawing showing walls, diffuser locations, diffuser numbers, and hood locations. Upload to files section of HUB

**Comment:**

Mini splits added on cookline.

**Notes/Comments :**

Mini splits installed on cook line, humidity sensors installed in dining area. Diffusers on RTU2 are sweating.





## 10-20-25 APPLEBEES VENICE, FL TAB SURVEY

### CheckList Information

**Name :** 03: RTU INSPECTION **Status :** Not Completed  
**Assigned Organization :** National TAB **Asset :**  
**Requesting Organization :** National TAB  
**Created Date :** 10/21/2025 - Natasha Louw - National TAB

### CheckList Item Details

#### RTU Inspection

#### Area served

#### Comment:

Dining

#### Size of main supply drop

#### Comment:

RTU1: 29"X14" RTU2: 29"X14" RTU3: 29"X14" RTU4: 29"X14"

#### Size of main return drop

#### Comment:

RTU1: 36"X12" RTU2: 36"x12" RTU3: 36"x12" RTU4: 36"x12"

#### Evaporator coil is clean and in good condition

Fail

#### Comment:

RTU1: Dirty RTU2: Dirty RTU3: Dirty RTU4: Dirty



10/23/2025



10/23/2025



10/23/2025

**Condenser coil is clean and in good condition**

Fail

**Comment:**

RTU4: Dirty Needs cleaning, some damage



10/23/2025

**Blower wheel is clean and in good condition**

Fail

**Comment:**

RTU1: Wheel is dirty. RTU2: Wheel is dirty. RTU3: Wheel is dirty.



10/23/2025



10/23/2025



10/23/2025

**Filters are clean**

Pass

**Comment:**

**Belt tight and in good condition**

Fail

**Comment:**

RTU1 has a loose belt

**Is an economizer installed and does it respond to adjustment?**

Fail

**Comment:**

RTU1: No economizer, OA damper is sealed shut RTU2: No economizer, no OA filter, no outside air. RTU3: OA damper only, motor is decoupled from damper. RTU4: Manual OA only



10/23/2025



10/23/2025

**Does the unit have dehumidification?**

Fail

**Comment:**

No units have Dehumidification.

If the unit has dehumidification is the humidity sensor wired properly?

N/A

Comment:

Is the unit free of unusual noise and vibration?

Pass

Comment:

Feel around curb. Is there any noticeable air leakage while the unit is running?

Pass

Comment:

Cooling is functional

Fail

Comment:

RTU1: 59.4F RTU2: 50.8F RTU3: 78.5F FAIL compressor is short cycling RTU4:58.4F



Heating is functional

Pass

Comment:

RTU1: 83.5 RTU2: 79.5 - Test ended early due to occupant discomfort RTU3: 82.4 RTU4: Test not conducted due to occupant discomfort

Note any other damage or areas of concern:

Comment:

RTU 1 has a short cycling compressor. There is a significant amount of oil around the unit. Unit 1 also has panel of insulation on blower door that has separated. Insulation placed in compressor compartment until repair can be made. RTU2 is not configured to run at one speed.



10/23/2025



10/23/2025



## 10-20-25 APPLEBEES VENICE, FL TAB SURVEY

### CheckList Information

**Name :** 04: EF INSPECTION **Status :** Not Completed  
**Assigned Organization :** National TAB **Asset :**  
**Requesting Organization :** National TAB  
**Created Date :** 10/21/2025 - Natasha Louw - National TAB

### CheckList Item Details

EF Inspection:

Area served

Comment:

Measure length and width of curb.

Comment:

No unusual noise or vibration?

Pass

Comment:

List any visual damage

Pass

Comment:

If direct drive fan, is the speed controller or VFD functional?

Fail

Comment:

No VFD on RTU 7.

If belt driven are the pulleys in good condition and not rusted?

Fail

Comment:

Motor sheaves on EF2 and EF4 are seized.

Is the belt tight?

Fail

**Comment:**

EF2 loose belt

---

**Pictures**

---

**Unit nameplate**

---

**Comment:**

See information attached to each asset

---

**Exterior of fan from multiple angles**

---

**Comment:**

See information attached to each asset

---

**Inside of motor compartment**

---

**Comment:**

See information attached to each asset

---

**Notes/Comments :**

Unable to access EF5

**Date :**10/28/2025



## 10-20-25 APPLEBEES VENICE, FL TAB SURVEY

### CheckList Information

**Name :** 05: MUA INSPECTION **Status :** Not Completed  
**Assigned Organization :** National TAB **Asset :**  
**Requesting Organization :** National TAB  
**Created Date :** 10/21/2025 - Natasha Louw - National TAB

### CheckList Item Details

#### MUA Inspection

**No unusual noise or vibration?** Pass

**Comment:**

**List any visual damage** Pass

**Comment:**

**If direct drive fan, is the speed controller or VFD functional?** N/A

**Comment:**

**If belt driven are the pulleys in good condition and not rusted?** Fail

**Comment:**

Fan side pulley rusted. Missing bearing on fan side.



10/23/2025

---

**Is the belt tight?**

Fail

**Comment:**

Belt is not tight

---

**If there is a heater is it functional?**

N/A

**Comment:**

---

**Is gas valve turned on?**

N/A

**Comment:**

---

**If there is cooling, is it functional?**

N/A

**Comment:**

---

**Are the intake air filters clean?**

Pass

**Comment:**

---

**Is the blower wheel clean and are internal compartments clean?**

Fail

**Comment:**

Internal compartments are not clean.



10/23/2025

If there is cooling, is the condenser in good condition?

N/A

Comment:

Notes/Comments :

Missing bearing on fan side.

Date :10/28/2025



## 10-20-25 APPLEBEES VENICE, FL TAB SURVEY

### CheckList Information

**Name :** 06: HOOD INSPECTION **Status :** Not Completed  
**Assigned Organization :** National TAB **Asset :**  
**Requesting Organization :** National TAB  
**Created Date :** 10/21/2025 - Natasha Louw - National TAB

### CheckList Item Details

#### Hood Inspection

**Is the hood free of any damage?** Pass

**Comment:**

**Are there any end panels installed on either side of the hood?** Fail


**Comment:**

No end panels installed

**Are all hood filters installed and free of damage?** Fail

**Comment:**

Hood filters are installed. Most are missing at least one handle, large gap in filters. One dented filter



10/23/2025



10/23/2025



10/23/2025

Do hood filters appear to be clean?

Pass

Comment:

Is all kitchen equipment pushed underneath the hood with at least 6" of overhang on all sides?

Pass

Comment:

Is the MUA discharge plenum clean and not clogged? If there is a PSP shine a light into the perforated metal and see if the top layer appears to be clogged

Pass

Comment:

Are any of the ceiling tiles stained around the hood?

Fail

Comment:



Is there a pre-wire panel? If so take a picture with the door open

N/A

Comment:

Is there a pre-wire panel? If so take a picture with the door open

No

Comment:

Perform a smoke test or observe heavy cooking and note the % capture:

Comment:

100% smoke capture on left hood. 70%-90% capture on right hood, to the right of the fryers.



10/23/2025

**Notes/Comments :**

Mini Split units installed on cook line. Smoke leakage to the right of the fryers.

**Date :**10/28/2025

# National TAB

Project: 10-20-25 APPLEBEES VENICE, FL TAB SURVEY

System/Unit: AHU/RTU



Asset: RTU1

AREA: DINING

Unit Data		
	Design	Actual
MFG	NA	CARRIER
Serial Num	-	P201394176
Model Num	NA	RAS120H0CA0AATA

Motor Data		
	Design	Actual
Motor MFG	-	MARATHON
Horsepower	-	3.7
Motor Rpm	-	1750
Phase	-	3
Rated Voltage	-	230
Rated Amperage	-	9.2

Test Data		
	Design	Actual
SF CFM	-	1929
SF RPM	-	810
MOTOR RPM	-	1750
RA CFM	-	1929
OA CFM	-	0
RL Voltage	-	208/208/211
RL Amperage	-	5.2/5.4/6.0
SF System SetPt	-	4 TURNS
OA Damper Position	-	0
OA Damper Type	-	MANUAL

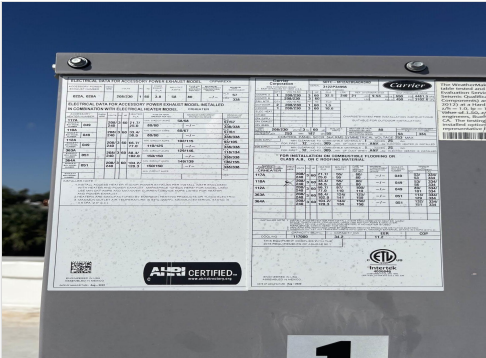
Performance Data		
	Design	Actual
MA Plenum SP	-	-0.95"
Fan Suction SP	-	-1.11"
Fan Discharge SP	-	0.37"
Total ESP	-	1.32"
Fan Total SP	-	1.48'

Completed By: Jackson Gunnels on 10/22/2025

Notes:  
MSET RTU 1 labelled as RTU 3 on roof.

Written By: Jackson Gunnels on 10/22/2025

## Unit Data - PHOTO LOG



10/21/2025



10/23/2025



10/23/2025

## Motor Data - PHOTO LOG



10/21/2025

# National TAB

Project: 10-20-25 APPLEBEES VENICE, FL TAB SURVEY

## AHU/RTU



### Diffuser Supply (GRD)

#### RTU1/DINING

Asset									
Asset Name	Location	Type	Size	DESIGN CFM	AK	CFM(1)	CFM(2)	FINAL CFM	% to design
SGRD1					1			93	-
SGRD2					1			119	-
SGRD3					1			251	-
SGRD4					1			229	-
SGRD5					1			244	-
SGRD6					1			142	-
SGRD7					1			239	-
SGRD8					1			268	-
SGRD9					1			344	-
Total				0		0	0	1929	0%

Completed By: Jackson Gunnels on 10/23/2025

# National TAB

Project: 10-20-25 APPLEBEES VENICE, FL TAB SURVEY

System/Unit: AHU/RTU



Asset: RTU2

AREA:BAR

Unit Data		
	Design	Actual
MFG	NA	CARRIER
Serial Num	-	P230873632
Model Num	NA	RAV120H02A0AAAA

Motor Data		
	Design	Actual
Phase	-	3
Rated Voltage	-	208/230
Rated Amperage	-	6.4

Test Data		
	Design	Actual
SF CFM	-	2192
SF RPM	-	1210
MOTOR RPM	-	DIRECT DRIVE
RA CFM	-	2192
OA CFM	-	0
RL Voltage	-	204/204/205
RL Amperage	-	7.2/5.7/6.0
SF System SetPt	-	9.63
OA Damper Position	-	0
OA Damper Type	-	MANUAL

Performance Data		
	Design	Actual
MA Plenum SP	-	-1.11"
Fan Suction SP	-	-1.50"
Fan Discharge SP	-	0.88"
Total ESP	-	1.99"
Fan Total SP	-	2.38"

Completed By: Jackson Gunnels on 10/22/2025

## Unit Data - PHOTO LOG



10/23/2025



10/23/2025

# National TAB

Project: 10-20-25 APPLEBEES VENICE, FL TAB SURVEY

## AHU/RTU



### Diffuser Supply (GRD)

#### RTU2/BAR

Asset									
Asset Name	Location	Type	Size	DESIGN CFM	AK	CFM(1)	CFM(2)	FINAL CFM	% to design
SGRD1					1			293	-
SGRD2					1			184	-
SGRD3					1			202	-
SGRD4					1			223	-
SGRD5					1			256	-
SGRD6					1			207	-
SGRD7					1			278	-
SGRD8					1			242	-
SGRD9					1			307	-
Total				0		0	0	2192	0%

Completed By: Jackson Gunnels on 10/23/2025

# National TAB

Project: 10-20-25 APPLEBEES VENICE, FL TAB SURVEY

System/Unit: AHU/RTU



Asset: RTU3

AREA:DINING LEFT

Unit Data		
	Design	Actual
MFG	NA	CARRIER
Serial Num	-	3122P34956
Model Num	NA	50TC-M12A2B5A0A0A0

Motor Data		
	Design	Actual
Motor MFG	-	MARATHON
Horsepower	-	3.7
Motor Rpm	-	1725
Phase	-	3
Rated Voltage	-	230
Rated Amperage	-	10.6

Test Data		
	Design	Actual
SF CFM	-	2460
SF RPM	-	439
MOTOR RPM	-	1787
RA CFM	-	1983
OA CFM	-	477
RL Voltage	-	207/208/206
RL Amperage	-	4.9/5.1/5.3
SF System SetPt	-	6 TURNS
OA Damper Position	-	0.5"
OA Damper Type	-	NON-ECONOMIZING

Performance Data		
	Design	Actual
MA Plenum SP	-	-0.32"
Fan Suction SP	-	-0.41"
Fan Discharge SP	-	0.43"
Total ESP	-	0.75"
Fan Total SP	-	0.84"

Completed By: Jackson Gunnels on 10/23/2025

Notes:

MSET RTU 3 is labelled as RTU 1 on roof

Written By: Jackson Gunnels on 10/22/2025

## Unit Data - PHOTO LOG



10/23/2025



10/23/2025

# National TAB

Project: 10-20-25 APPLEBEES VENICE, FL TAB SURVEY

## AHU/RTU



### Diffuser Supply (GRD)

#### RTU3/DINING LEFT

Asset									
Asset Name	Location	Type	Size	DESIGN CFM	AK	CFM(1)	CFM(2)	FINAL CFM	% to design
SGRD1								443	-
SGRD2								354	-
SGRD3								436	-
SGRD4								205	-
SGRD5								331	-
SGRD6								354	-
SGRD7								337	-
Total				0		0	0	2460	0%

# National TAB

Project: 10-20-25 APPLEBEES VENICE, FL TAB SURVEY

System/Unit: AHU/RTU



Asset: RTU4

AREA: KITCHEN

Unit Data		
	Design	Actual
MFG	NA	CARRIER
Serial Num	-	P243762942
Model Num	NA	RAV150H02A0AAAA

Motor Data		
	Design	Actual
Motor MFG	-	NL
Horsepower	-	NL
Motor Rpm	-	NL
Phase	-	3
Rated Voltage	-	208/230
Rated Amperage	-	7.5

Test Data		
	Design	Actual
SF CFM	-	4456
SF RPM	-	1183
MOTOR RPM	-	DIRECT DRIVE
RA CFM	-	3538
OA CFM	-	918
RL Voltage	-	210/208/207
RL Amperage	-	2.6/2.5/2.2
SF System SetPt	-	8.67
OA Damper Position	-	2"
OA Damper Type	-	MANUAL SLIDE

Performance Data		
	Design	Actual
MA Plenum SP	-	-0.79"
Fan Suction SP	-	-1.34"
Fan Discharge SP	-	0.84
Total ESP	-	1.63"
Fan Total SP	-	2.18"

Completed By: Jackson Gunnels on 10/22/2025

## Unit Data - PHOTO LOG



10/23/2025



10/23/2025

# National TAB

Project: 10-20-25 APPLEBEES VENICE, FL TAB SURVEY

## AHU/RTU



**Diffuser Supply (GRD)**

**RTU4/KITCHEN**

Asset									
Asset Name	Location	Type	Size	DESIGN CFM	AK	CFM(1)	CFM(2)	FINAL CFM	% to design
SGRD1								367	-
SGRD2								282	-
SGRD3								526	-
SGRD4								547	-
SGRD5								186	-
SGRD6								650	-
SGRD7								566	-
SGRD8								516	-
SGRD9								703	-
SGRD10								113	-
Total				0		0	0	4456	0%

# National TAB

Project: 10-20-25 APPLEBEES VENICE, FL TAB SURVEY

System/Unit: FAN - Exhaust



Asset: EF1

AREA:RIGHT HOOD

Unit Data		
	Design	Actual
MFG	NA	NL
Model Num	NA	NL
Serial Num	-	NL

Motor Data		
	Design	Actual
Horsepower	-	1
Motor Rpm	-	1760
Phase	-	3
Voltage (rated)	-	208-230
Amperage (rated)	-	4.47-3.15

Test Data		
	Design	Actual
CFM	-	1808
Fan RPM	-	1780
Motor RPM	-	702
System SetPt	-	0 TURNS
RL Voltage	-	210/211/212
RL Amperage	-	2.2/2.3/2.1

Completed By: Jackson Gunnels on 10/23/2025

Notes:  
No visible label to collect unit data from

Written By: Jackson Gunnels on 10/22/2025

## Unit Data - PHOTO LOG



10/23/2025



10/23/2025



10/23/2025

## Motor Data - PHOTO LOG



10/22/2025

# National TAB

Project: 10-20-25 APPLEBEES VENICE, FL TAB SURVEY

System/Unit: FAN - Exhaust



Asset: EF2

AREA:LEFT HOOD

Unit Data		
	Design	Actual
MFG	NA	CAPTIVEAIRE
Model Num	NA	NCA16FA
Serial Num	-	2021657

Motor Data		
	Design	Actual
Horsepower	-	1.50
Motor Rpm	-	1720
Phase	-	3
Voltage (rated)	-	208-230
Amperage (rated)	-	4.70-4.42

Test Data		
	Design	Actual
CFM	-	2902
Fan RPM	-	1116
Motor RPM	-	1750
System SetPt	-	0 TURNS
RL Voltage	-	210/211/209
RL Amperage	-	3.24

Completed By: Jackson Gunnels on 10/23/2025

Notes:  
Unable to safely access wires on remaining legs to read current.

Written By: Jackson Gunnels on 10/23/2025


## Unit Data - PHOTO LOG



10/23/2025



10/23/2025



10/22/2025

## Motor Data - PHOTO LOG



10/23/2025

# National TAB

Project: 10-20-25 APPLEBEES VENICE, FL TAB SURVEY

System/Unit: FAN - Exhaust



Asset: EF3

AREA:DISHWASHER

Unit Data		
	Design	Actual
MFG	NA	GREENHECK
Model Num	NA	GB-100-4X-QD-3A
Serial Num	-	94310203

Motor Data		
	Design	Actual
Horsepower	-	0.25
Motor Rpm	-	1725
Phase	-	1
Voltage (rated)	-	115
Amperage (rated)	-	3.1

Completed By: Jackson Gunnels on 10/23/2025

Notes:

Fan does not turn despite receiving power

Written By: Jackson Gunnels on 10/23/2025

## Unit Data - PHOTO LOG



10/22/2025



10/23/2025



10/23/2025

## Motor Data - PHOTO LOG



10/22/2025



10/23/2025

# National TAB

Project: 10-20-25 APPLEBEES VENICE, FL TAB SURVEY

System/Unit: FAN - Exhaust



Asset: EF4

AREA: DISHSANITIZER

Unit Data		
	Design	Actual
MFG	NA	GREENHECK
Model Num	NA	GR-091-4X-HW-QD-R2
Serial Num	-	14536524

Test Data		
	Design	Actual
CFM	-	184
Fan RPM	-	1160
Motor RPM	-	1742
System SetPt	-	0 TURNS
RL Voltage	-	120
RL Amperage	-	3.4

Motor Data		
	Design	Actual
Horsepower	-	0.25
Motor Rpm	-	1725
Phase	-	1
Voltage (rated)	-	115
Amperage (rated)	-	3.1

Completed By: Jackson Gunnels on 10/23/2025

## Unit Data - PHOTO LOG



10/23/2025



10/22/2025



10/23/2025

## Motor Data - PHOTO LOG



10/23/2025

# National TAB

Project: 10-20-25 APPLEBEES VENICE, FL TAB SURVEY

System/Unit: FAN - Exhaust



Asset: EF5

AREA:MECHANICAL ROOM

### Unit Data

	Design	Actual
MFG	NA	NA
Model Num	NA	NA

Completed By: Jackson Gunnels on 10/23/2025

Notes:

Unable to gather data on this unit due to lack of access.

Written By: Jackson Gunnels on 10/23/2025

### Unit Data - PHOTO LOG



10/23/2025



10/23/2025

# National TAB

Project: 10-20-25 APPLEBEES VENICE, FL TAB SURVEY

System/Unit: FAN - Exhaust



Asset: EF6

AREA:N/A

Unit Data		
	Design	Actual
MFG	NA	NA
Model Num	NA	NA

Completed By: Jackson Gunnels on 10/23/2025

Notes:

This unit does not exist, only 6 fans on roof. Skipped this fan because rest room exhaust is labelled as 7 on MSET.

Written By: Jackson Gunnels on 10/23/2025

# National TAB

Project: 10-20-25 APPLEBEES VENICE, FL TAB SURVEY

System/Unit: FAN - Exhaust



Asset: EF7

AREA:RESTROOMS

Unit Data		
	Design	Actual
MFG	NA	GREENHECK
Model Num	NA	6-120-BX-QD
Serial Num	-	94H06864

Test Data		
	Design	Actual
CFM	-	401.3
Fan RPM	-	DIRECT DRIVE
System SetPt	-	NO VFD

Motor Data		
	Design	Actual
Horsepower	-	1/6
Motor Rpm	-	1140
Phase	-	1
Voltage (rated)	-	115
Amperage (rated)	-	2.2

Completed By: Jackson Gunnels on 10/23/2025

## Unit Data - PHOTO LOG



10/22/2025



10/23/2025



10/23/2025



# National TAB

Project: 10-20-25 APPLEBEES VENICE, FL TAB SURVEY

System/Unit: FAN - Supply



Asset: MUA1

AREA:KITCHEN

Unit Data		
	Design	Actual
MFG	NA	CAPTIVEAIRE
Model Num	NA	A2-G12
Serial Num	-	2254863

Test Data		
	Design	Actual
CFM	-	550
SF RPM	-	550
Motor RPM	-	1780
SF System SetPt	-	0 TURNS
RL Voltage	-	209/210/211
RL Amperage	-	2.6/2.9/2.7

Motor Data		
	Design	Actual
Motor MFG	-	WEG
Horsepower	-	1.50
Motor Rpm	-	1745
Phase	-	3
Voltage (rated)	-	208-230
Amperage (rated)	-	5.09-4.60

Completed By: Jackson Gunnels on 10/23/2025

Notes:

Unable to read plenum directly, total CFM taken from roof using a velocity grid.

Written By: Jackson Gunnels on 10/23/2025

## Unit Data - PHOTO LOG



10/23/2025



# National TAB

Project: 10-20-25 APPLEBEES VENICE, FL TAB SURVEY

## System/Unit: Kitchen Hood Type I



Asset: HD1

AREA:RIGHT

Unit Data		
	Design	Actual
MFG	NA	NA
Model Num	NA	NA
Job / Serial Num	-	NL
Hood length	-	107"
Hood Width	-	48"
Hood Height	-	77.5"
Supply Plenum Type	-	BACK RETURN

Test Data Exhaust		
	Design	Actual
Filter Type	-	BAFFLE
Filter Size 1	-	16X20
Filter Qty 1	-	5
Filter AK factor size 1	-	2.08
Filter Total AK Area	-	10.4
Filter1 FPM	-	143
Filter2 FPM	-	194
Filter3 FPM	-	192
Filter4 FPM	-	159
Filter5 FPM	-	181
CFM	-	1808

Cooking Equipment	
	Actual
Item 1	CHEESE MELTER
Item 2	GRIDDLE
Item 3	FRYER

Completed By: Jackson Gunnels on 10/23/2025

Notes:  
No identifiable branding or labels on hood.

Written By: Jackson Gunnels on 10/22/2025

**Unit Data - PHOTO LOG**



**10/23/2025**

# National TAB

Project: 10-20-25 APPLEBEES VENICE, FL TAB SURVEY

## System/Unit: Kitchen Hood Type I



Asset: HD2

AREA:LEFT

Unit Data		
	Design	Actual
MFG	NA	NA
Model Num	NA	NA
Job / Serial Num	-	NL
Hood length	-	120"
Hood Width	-	48"
Hood Height	-	77.5"
Supply Plenum Type	-	BACK RETURN

Test Data Exhaust		
	Design	Actual
Filter Type	-	BAFFLE
Filter Size 1	-	20X16
Filter Qty 1	-	6
Filter AK factor size 1	-	2.08
Filters AK factor size 2	-	12.48
Filter Total AK Area	-	12.48
Filter1 FPM	-	200
Filter2 FPM	-	232
Filter3 FPM	-	259
Filter4 FPM	-	282
Filter5 FPM	-	233
Filter6 FPM	-	189
CFM	-	2902

Cooking Equipment	
	Actual
Item 1	GRILL
Item 2	GRIDDLE
Item 3	CHEESE MELTER
Item 4	

Completed By: Jackson Gunnels on 10/23/2025

Notes:  
No identifiable branding or labels on hood.

Written By: Jackson Gunnels on 10/22/2025

## Unit Data - PHOTO LOG



10/23/2025