



Clean.jpeg




Dirty(1).jpeg

RTU 1 CONDENSER COIL (BEFORE AND AFTER)




Clean.jpeg




Dirty(1).jpeg

RTU 1 EVAPORATOR COIL (BEFORE AND AFTER)



Dirty(1).jpeg



Clean.jpeg

RTU 1 - CONDENSATE DRAIN



Drain.jpeg

RTU 1 CONDENSATE PAN



Pan.jpeg

RTU 1 COMBUSITION FAN AND BURNER
CONTROLS COMPARTMENT



File.jpeg

RTU 1 HEAT EXCHANGER



File.jpeg

RTU 2 OA FILTER (BEFORE AND AFTER)



Clean.jpeg



Dirty(1).jpeg

RTU 2 FINAL FILTER (BEFORE AND AFTER)



Dirty(1).jpeg



Clean.jpeg

RTU 2 CONDENSER COIL (BEFORE AND AFTER)




Dirty(1).jpeg




Clean.jpeg

RTU 2 EVAPORATOR COIL (BEFORE AND AFTER)



Clean.jpeg



Dirty(1).jpeg

RTU 2 CONDENSATE DRAIN



Drain.jpeg

RTU 2 CONDENSATE PAN



Pan.jpeg

RTU 2 COMBUSTION FAN AND BURNER
CONTROLS COMPARTMENT



File.jpeg

RTU 2 HEAT EXCHANGER




File.jpeg

RTU 3 OA MESH FILTER (BEFORE AND AFTER)



Dirty(1).jpeg



Clean.jpeg

RTU 3 FINAL FILTER (BEFORE AND AFTER)



Dirty(1).jpeg



Clean.jpeg

RTU 3 CONDENSER COIL (BEFORE AND AFTER)




Clean.jpeg



Dirty(1).jpeg

RTU 3 EVAPORATOR COIL (BEFORE AND AFTER)




Clean.jpeg



Dirty(1).jpeg

RTU 3 CONDENSATE DRAIN



Clean.jpeg



Drain.jpeg

RTU 3 CONDENSATE PAN



Pan.jpeg

RTU 3 COMBUSITION FAN AND BURNER
CONTROLS COMPARTMENT



File.jpeg

RTU 3 HEAT EXCHANGER



File.jpeg

MUA FAN BEFORE AND AFTER PICTURES

MUA OA MESH FILTERS



Dirty(1).jpeg



Clean.jpeg

MUA BLOWER/MOTOR COMPARTMENT



File.jpeg

MUA HEATER CONTROLS COMPARTMENT



File.jpeg

MUA DX COIL, CONDENSATE PAN, AND DRAIN (IF UNIT HAS ONE)

EXHAUST FAN BEFORE AND AFTER PICTURES

EXHAUST FAN KEF1 MOTOR HOUSING CLEANED



Dirty(1).jpeg



Clean.jpeg

EXHAUST FAN KEF1 GREASE CUP PROPERLY INSTALLED



File.jpeg

EXHAUST FAN KEF2 MOTOR HOUSING CLEANED



Dirty(1).jpeg



Clean.jpeg

EXHAUST FAN KEF2 GREASE CUP PROPERLY
INSTALLED



File.jpeg

EXHAUST FAN KEF3 MOTOR HOUSING CLEANED

EF-1 RESTROOMS FAN HOUSING PICTURE



File.jpeg

EF-2 RESTROOMS FAN HOUSING PICTURE



File.jpeg

FINAL BUILDING PERFORMANCE

ADD PHOTO OF THE FINAL PRESSURE TAKEN
WITH YOUR METER AT THE FRONT AND BACK
KITCHEN DOOR

ADD SHORT VIDEO OF HOOD CAPTURE WHILE
COOKING OR WITH SMOKE CANDLE

Notes/Comments :