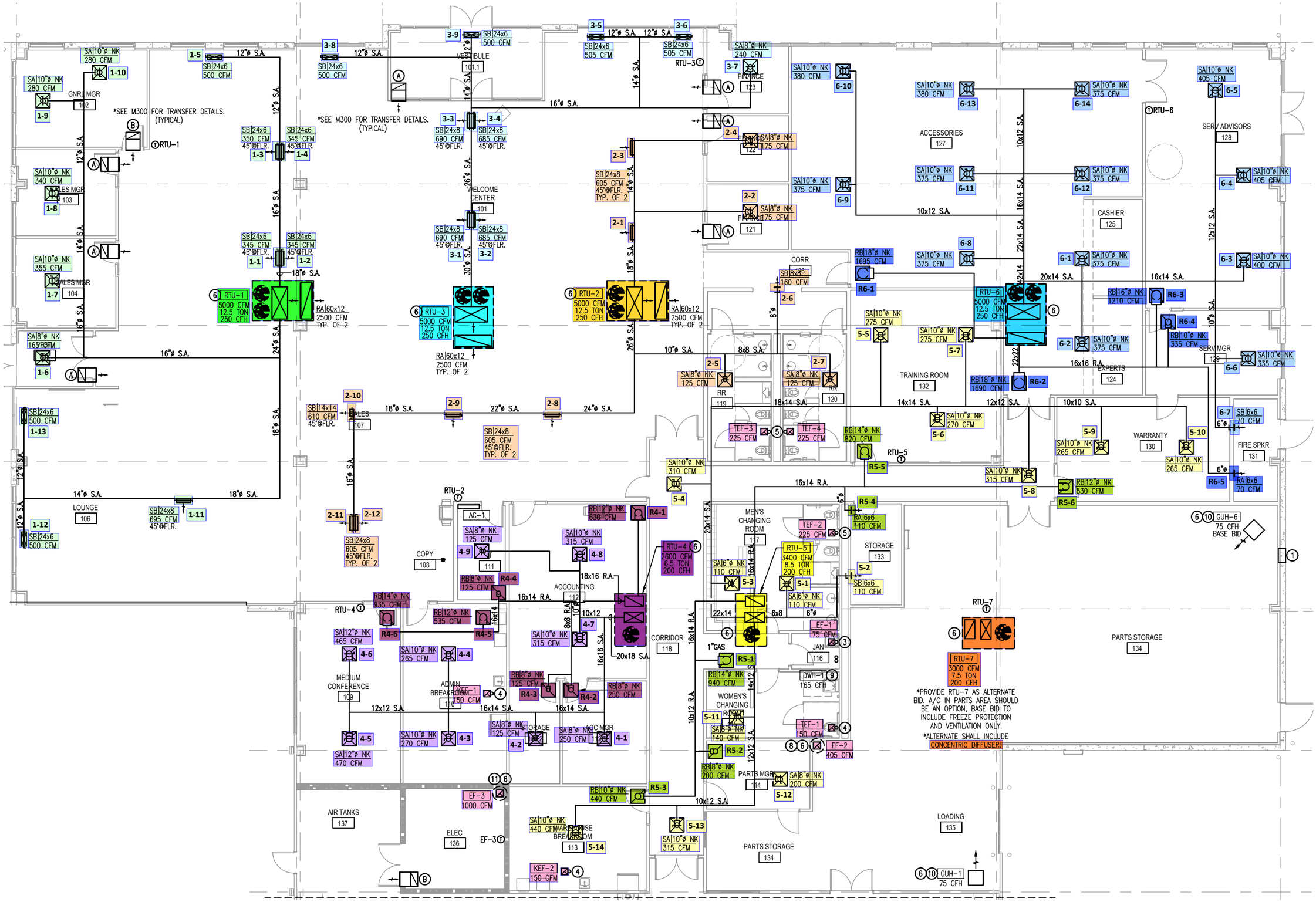
*SEE M300 FOR TRANSFER DETAILS. (TYPICAL)
VESTIBULE 101.1
WELCOME CENTER 101
FINANCE 123
FINANCE 122
FINANCE 121
ACCESSORIES 127
CASHIER 125
SERV ADVISORS 128
SERV MGR 129
EXPERTS 124
TRAINING ROOM 132
WARRANTY 130
FIRE SPKR 131
GNRL MGR 102
SALES MGR 103
SALES MGR 104
SALES 107
LOUNGE 106
COPY 108
MEDIUM CONFERENCE 109
ADMIN BREAKROOM 110
ACCOUNTING 112
STORAGE 133
ACC MGR 114
AIR TANKS 137
ELEC 136
WAREHOUSE BREAKROOM 113
CORRIDOR 118
CORR 126
RR 119
RR 120
MEN'S CHANGING ROOM 117
WOMEN'S CHANGING ROOM
JAN 116
PARTS MGR 114
PARTS STORAGE 134
LOADING 135
RTU-1 5000 CFM 12.5 TON 250 CFH
RTU-2 5000 CFM 12.5 TON 250 CFH
RTU-3 5000 CFM 12.5 TON 250 CFH
RTU-4 2600 CFM 6.5 TON 200 CFH
RTU-5 3400 CFM 8.5 TON 200 CFH
RTU-6 5000 CFM 12.5 TON 250 CFH
RTU-7 3000 CFM 7.5 TON 200 CFH
*PROVIDE RTU-7 AS ALTERNATE BID. A/C IN PARTS AREA SHOULD BE AN OPTION, BASE BID TO INCLUDE FREEZE PROTECTION AND VENTILATION ONLY.
*ALTERNATE SHALL INCLUDE CONCENTRIC DIFFUSERS.
GUH-6 75 CFH BASE BID
GUH-1 75 CFH

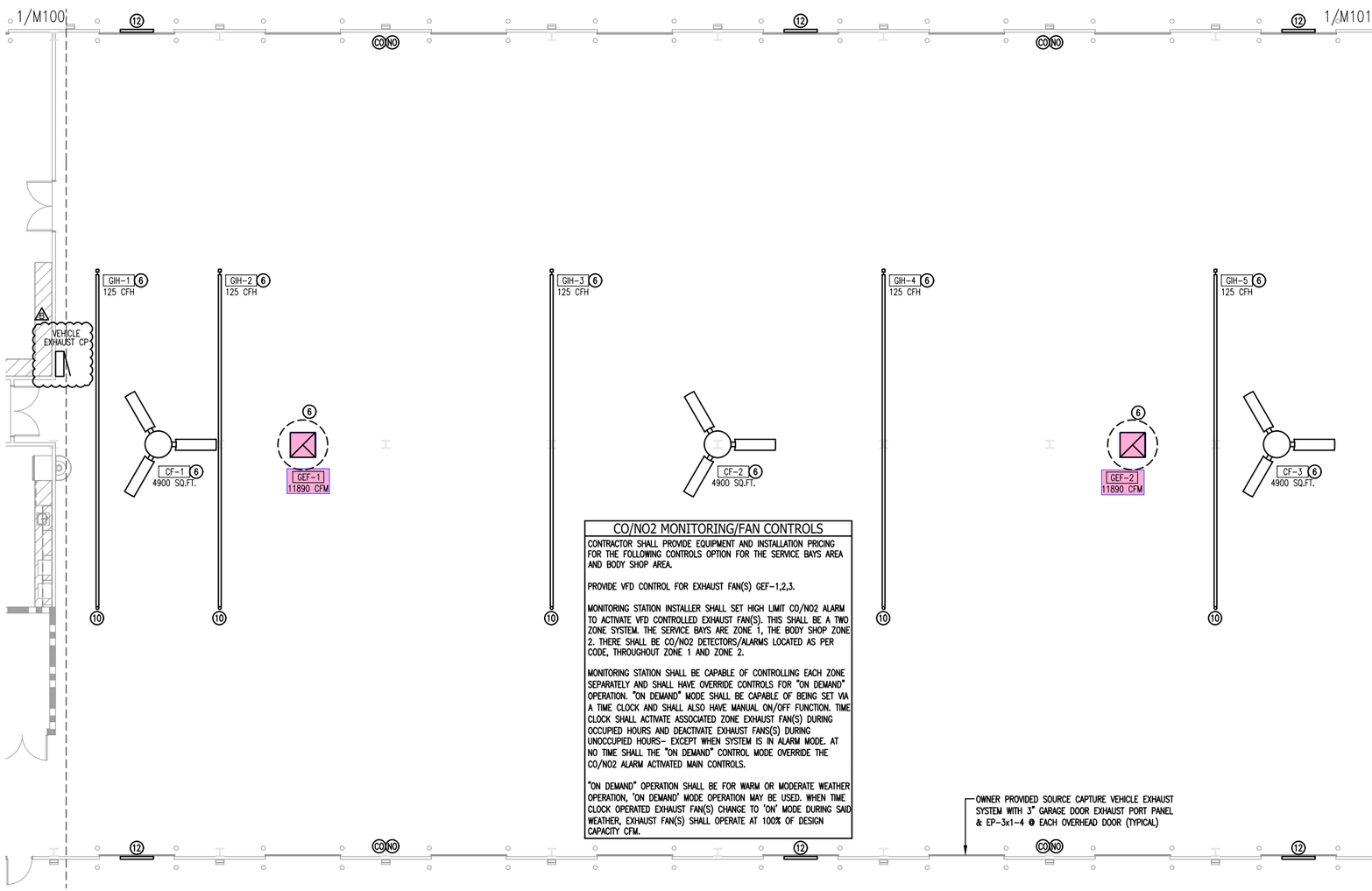


## CO/NO2 MONITORING/FAN CONTROLS

CONTRACTOR SHALL PROVIDE EQUIPMENT AND INSTALLATION PRICING FOR THE FOLLOWING CONTROLS OPTION FOR THE SERVICE BAYS AREA AND BODY SHOP AREA.

PROVIDE VFD CONTROL FOR EXHAUST FAN(S) GEF-1,2,3.

MONITORING STATION INSTALLER SHALL SET HIGH LIMIT CO/NO2 ALARM TO ACTIVATE VFD CONTROLLED EXHAUST FAN(S). THIS SHALL BE A TWO ZONE SYSTEM. THE SERVICE BAYS ARE ZONE 1, THE BODY SHOP ZONE 2. THERE SHALL BE CO/NO2 DETECTORS/ALARMS LOCATED AS PER CODE, THROUGHOUT ZONE 1 AND ZONE 2.

MONITORING STATION SHALL BE CAPABLE OF CONTROLLING EACH ZONE SEPARATELY AND SHALL HAVE OVERRIDE CONTROLS FOR "ON DEMAND" OPERATION. "ON DEMAND" MODE SHALL BE CAPABLE OF BEING SET VIA A TIME CLOCK AND SHALL ALSO HAVE MANUAL ON/OFF FUNCTION. TIME CLOCK SHALL ACTIVATE ASSOCIATED ZONE EXHAUST FAN(S) DURING OCCUPIED HOURS AND DEACTIVATE EXHAUST FANS(S) DURING UNOCCUPIED HOURS- EXCEPT WHEN SYSTEM IS IN ALARM MODE. AT NO TIME SHALL THE "ON DEMAND" CONTROL MODE OVERRIDE THE CO/NO2 ALARM ACTIVATED MAIN CONTROLS.

"ON DEMAND" OPERATION SHALL BE FOR WARM OR MODERATE WEATHER OPERATION, 'ON DEMAND' MODE OPERATION MAY BE USED. WHEN TIME CLOCK OPERATED EXHAUST FAN(S) CHANGE TO 'ON' MODE DURING SAID WEATHER, EXHAUST FAN(S) SHALL OPERATE AT 100% OF DESIGN CAPACITY CFM.

1 M101 MECHANICAL SERVICE BAY PLAN

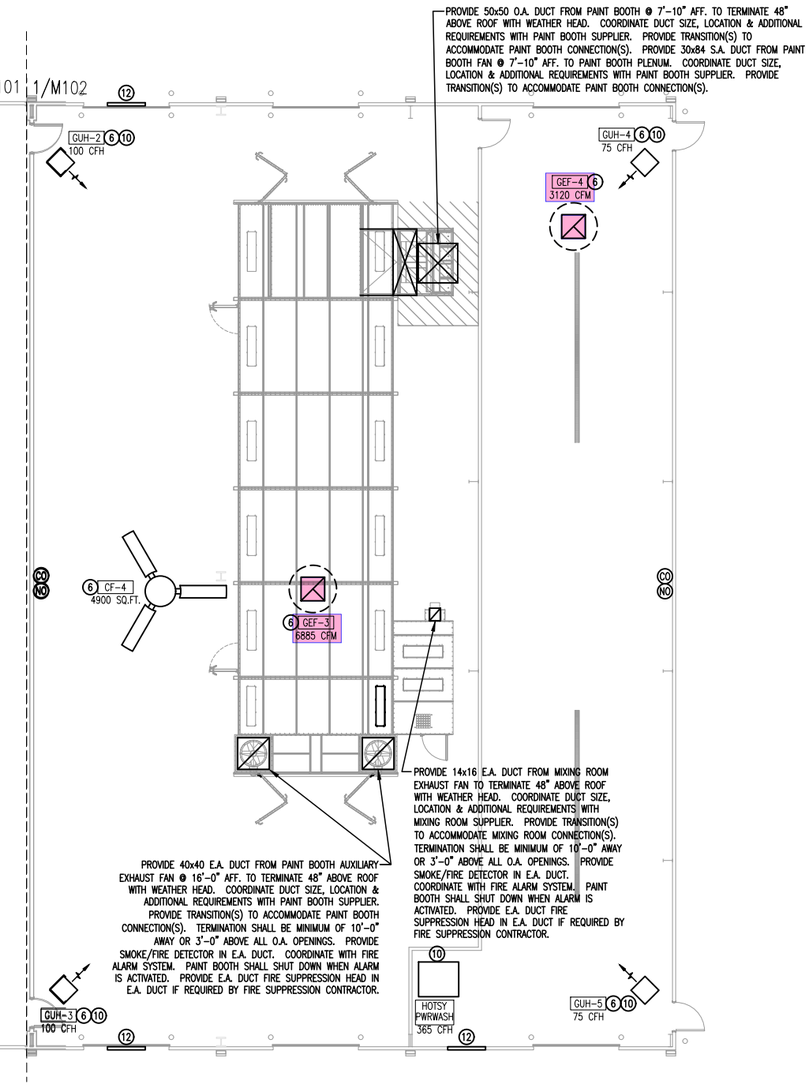


1 M102 MECHANICAL BODY SHOP/WASH BAY PLAN