

Report By:

National TAB
1329 E. KEMPER ROAD
SUITE 4210
CINCINNATI, OH 45246



Report: TAB Report
Function: Test, Adjust, & Balance
Date: 11/27/2024
Completed By: National TAB

PROJECT

11-25-24 WAWA #8117 WARRINGTON, PA

550 EASTON RD

WARRINGTON , PA 18976

Client

Wawa
260 West Baltimore Pike
Wawa, PA 19063

National TAB

Project: 11-25-24 WAWA #8117 WARRINGTON, PA

Table Of Contents

Section	Page #
Summary	3
Remarks	4
Balance Schedule	8
Checklist Data	9
AHU/RTU	21
FAN - Exhaust	27
GRD Layout	32

Project Summary

The summary below provides a quick understanding of our scope of work and general testing procedures. Enclosed in the report is further detail about your building performance including recommendations, asset data, and pictures. Our focus is to work with the trades to remedy any issues or deficiencies during the actual field balancing and not after the balancing has occurred to achieve a positive environment and outcome. The level of success is determined by the availability of the trades, possible parts needed, or time constraints.

RTU's (Roof Top Units) w/ Diffusers

Each of the RTU's were measured at their terminal devices or via traverse to establish a total flow for that unit. Each RTU was adjusted to within tolerance of the engineer's design flow. Each outlet was then adjusted to within tolerance of the design flow. Outside air was measured by reading the intake air opening with a velocity grid and multiplying by the free area. The outside air damper was adjusted until the airflow was within the design requirements. Any equipment that fell outside of that tolerance is noted throughout the report.

General Exhaust Fans w/ Grilles

The general exhaust fans were measured by reading each air device with a flow hood. The total airflow for each fan is equivalent to the sum of these readings. Fan speed was then adjusted so that the airflow was within tolerance of design. Each terminal device was balanced to within tolerance of the design volume using the installed volume dampers. Any equipment that fell outside of this tolerance is noted throughout the report.

Ceiling Exhaust Fans

The ceiling exhaust fans were measured using a flow hood. If speed adjustment was provided, the fan speed was adjusted to within design tolerance. Any equipment that fell outside of this tolerance is noted throughout the report.

Final Building Tests

After completing the test and balance the final building pressure was measured. It was confirmed that the building pressure fell within acceptable tolerances and that the pressure measurement coincides with the actual and design net airflow. Any deviations from these standards are noted throughout the report.

Issue List

- RTU-1 Condenser fan
- RTU-1 Damage
- RTU-3 Damage to fan access door



11-25-24 WAWA #8117 WARRINGTON, PA

Project Issue Information

Issue Name : RTU-1 Condenser fan
Description : RTU-1 has a condenser fan motor that is not operational. This will impact cooling efficiency. Recommend MC repair/warranty replace as applicable.
Created By : National TAB **Assigned To :** National TAB - Tyler Youells
Status : Open
Priority : Medium **Asset Tag :**
Originated Date : 11/26/2024 - Tyler Youells - National TAB

Project Issue File Details



11/26/2024



11/26/2024



11-25-24 WAWA #8117 WARRINGTON, PA

Project Issue Information

Issue Name : RTU-1 Damage
Description : RTU-1 has damage to the cabinet near the top of the control panel access door. The control access door scraps when trying to open. MC to fix at the discretion of the GC, CM.
Created By : National TAB **Assigned To :** National TAB - Tyler Youells
Status : Open
Priority : InfoOnly **Asset Tag :**
Originated Date : 11/25/2024 - Tyler Youells - National TAB

Project Issue File Details



11/25/2024



11-25-24 WAWA #8117 WARRINGTON, PA

Project Issue Information

Issue Name : RTU-3 Damage to fan access door
Description : Rtu-3 fan access door has damage to it. MC to correct at the discretion of the GC, CM
Created By : National TAB **Assigned To :** National TAB - Tyler Youells
Status : Open
Priority : InfoOnly **Asset Tag :**
Originated Date : 11/25/2024 - Tyler Youells - National TAB

Project Issue File Details



11/25/2024



11/25/2024

AIR BALANCE SCHEDULE

UNIT	AREA SERVED	HVAC SUPPLY		HVAC RETURN		HVAC OUTDOOR		OA %		HOOD MAKE-UP		HOOD EXHAUST		GENERAL EXH.	
		DESIGN	ACTUAL	DESIGN	ACTUAL	DESIGN	ACTUAL	DESIGN	ACTUAL	DESIGN	ACTUAL	DESIGN	ACTUAL	DESIGN	ACTUAL
RTU-1	RETAIL	4000	3942	3450	3382	550	560	13.8%	14.2%						
RTU-2	FOOD SERVICE	4000	3889	3450	3320	550	569	13.8%	14.6%						
RTU-3	RETAIL	3000	3049	2600	2631	400	418	13.3%	13.7%						
EF-1	FOOD SERVICE													1000	964
EF-2	RESTROOMS													200	201
EF-3	METER ROOM													60	62
TOTALS		11000	10880	9500	9333	1500	1547			0	0	0	0	1260	1227

NET BUILDING AIRFLOW CALCULATION

TOTALS	DESIGN	ACTUAL
TOTAL OA	1500	1547
TOTAL EXHAUST	1260	1227
NET AIRFLOW	240	320

DOOR TESTED	BUILDING PRESSURE MEASUREMENTS (IN. H2O)
FRONT	0.004
SIDE	0.0027
REAR	0.0024
AVERAGE	0.003

FINAL CHECKS

ACTUAL NET AIRFLOW COINCIDES WITH DESIGN: ✓

MEASURED PRESSURES COINCIDES WITH ACTUAL NET AIRFLOW: ✓

PRESSURE FALLS WITHIN IMC TOLERANCE OF +/-0.02" W.C. ✓

NOTES:

CheckList List

- 01: RTU's/AHU's
- 02: LENNOX SETUP PARAMETERS
- 03: SENSOR WIRING (LENNOX)
- 04: EF'S
- 05: CLOSEOUT CHECKS



11-25-24 WAWA #8117 WARRINGTON, PA

CheckList Information

Name : 01: RTU's/AHU's **Status :** Completed

Assigned Organization : National TAB **Asset :**

Requesting Organization : National TAB

Created Date : 11/21/2024 - Brianna Biggs - National TAB

Completed Date : 11/28/2024 - Tyler Youells - National TAB

CheckList Item Details

RTU's/AHU's

All diffusers and grilles are installed and match design? Pass

Comment:

Clean filters installed? Pass

Comment:

Economizers are assembled and functional? Pass

Comment:

Motors are all operating below the FLA rating? Pass

Comment:

Are belts tight? N/A

Comment:

If direct drive unit is the speed controller working? Pass

Comment:

Is gas piping installed and valves turned on?

Pass

Comment:

Condensate drains are installed?

Pass

Comment:

Unit free of noticeable noise and vibration

Pass

Comment:

Final outside air damper position is marked with permanent marker?

Pass

Comment:

No alarms present?

Pass

Comment:

Any noticeable duct leakage?

Pass

Comment:

Total supply and OA flows are balanced within +/-5% and supply & return diffusers within +/-10%?

Pass

Comment:

IN TEST MODE, TEST THE FOLLOWING:

Cooling mode is operational? Record EAT/LAT for each unit:

Pass

Comment:

AC-1: EAT-68.2F/50.7%, DAT-52.3F/60.9% AC-2: EAT-68.1F/33.3% DAT- 42.2F/65.9% AC-3: EAT-68.7F/51.4% DAT-53.2F/46.6%

Heating mode is operational? Record EAT/LAT for each unit:

Pass

Comment:

AC-1: EAT-68.5F/DAT-105.3F AC-2: NOT EQUIPPED AC-3: EAT-67.9F/DAT-121.1F

Dehumidification mode is operational? (Feel dehumidification coil with your hand. Is it hot?) Record EAT/LAT for each unit:

Pass

Comment:

All Reheat coils are warm. AC-1: EAT-68.3F/50.1% DAT-63.7F/51.6% AC-2: EAT-66.5F/39.3% DAT- 57.1F/46.7% AC-3: EAT-68.4F/47.3% DAT- 57.8F/63.9%



11-25-24 WAWA #8117 WARRINGTON, PA

CheckList Information

Name : 02: LENNOX SETUP PARAMETERS **Status :** Completed
Assigned Organization : National TAB **Asset :**
Requesting Organization : National TAB
Created Date : 11/21/2024 - Brianna Biggs - National TAB
Completed Date : 11/28/2024 - Tyler Youells - National TAB

CheckList Item Details

UNIT ID CONFIGURATIONS

BACNET CONFIGURATION: GO TO SETTINGS>GENERAL>CONFIGURATION ID1 POSITION 5 SET TO "N". Pass

Comment:

NETWORK CONFIGURATION: GO TO SETUP>NETWORK INTEGRATION, SET TO BACNET IP Pass

Comment:

CONTROL MODE: SET CONTROL MODE TO ROOM SENSOR: CO2, TEMP & HUMIDITY (PER UNIT, AS NEEDED). Pass

Comment:

INDIVIDUAL PARAMETER CONFIGURATIONS (MECHANICAL CONTRACTOR TO DEFINE / AS APPLICABLE):

PARAMETER 105 DEHUMID MODE: 7 NO CONDITIONS Pass

Comment:

PARAMETER 106 DEHUMID SETPOINT: 50, THIS IS A CENTERED SET POINT (+/-) Yes

Comment:

PARAMETER 107 DEHUMID DEADBAND: 3 (DEFAULT) THIS IS THE ACTUAL +/- VALUE Pass

Comment:

PARAMETER 117 CO2 DAMPER MAX OPEN: 50%

Pass

Comment:

PARAMETER 118 CO2 START OPEN PPM: 1500

Pass

Comment:

PARAMETER 119 CO2 MAX OPEN PPM: 1500

Pass

Comment:

PARAMETER 137 OCCHET SET POINT: 68 (BACK UP)

Pass

Comment:

PARAMETER 131 SET TO THE SAME % AS THE MINMIUM OA DAMPER SETPOINT

Pass

Comment:

PARAMETER 139 OCC COOLING SET POINT: 72 (BACK UP)

Pass

Comment:

PARAMETER 154 OCC BLOWER MODE: ON-CONTINUOUS 1

Pass

Comment:

CFM VALUES / MSAV FAN SPEEDS (AIR BALANCER TO DEFINE / IF APPLICABLE):

OA DAMPER SET TO SAME POSITION IN ALL FAN SPEEDS?

Pass

Comment:

AC-1: 26% AC-2: 22% AC-3: 24%

ALL FAN SPEEDS SET TO THE SAME CFM VALUE (ENTER SETPOINTS BELOW)

Pass

Comment:

AC-1: 84% AC-2: 82% AC-3: 60%

HEAT CFM VALUE: PER THE HVAC SCHEDULE

Pass

Comment:

HIGH COOL CFM VALUE: THE HIGH COOL CFM VALUE

Pass

Comment:

LOW COOL CFM VALUE: MATCH THE HIGH COOL CFM VALUE

Pass

Comment:

VENTILATION CFM VALUE: MATCH THE HIGH COOL CFM VALUE

Pass

Comment:



11-25-24 WAWA #8117 WARRINGTON, PA

CheckList Information

Name : 03: SENSOR WIRING (LENNOX) **Status :** Completed

Assigned Organization : National TAB **Asset :**

Requesting Organization : National TAB

Created Date : 11/21/2024 - Brianna Biggs - National TAB

Completed Date : 11/28/2024 - Tyler Youells - National TAB

CheckList Item Details


COMBINATION TEMPERATURE/HUMIDITY SENSOR

Sensors are installed where shown on the drawing? Pass


Comment:

2 conductor shielded cable has one wire landed to Vin, one to GND, and the shield wire is not connected. Pass


Comment:



11/28/2024



11/28/2024



11/28/2024

For second shielded cable, one wire is landed to Vout and the shield wire is not connected. Pass

Comment:

Verify that the CORE or Prodigy controller is sensing a relative humidity (record the reading)

Pass

Comment:

AC-1: 47%, AC-2: 27% , AC-3: 42%



11-25-24 WAWA #8117 WARRINGTON, PA

CheckList Information

Name : 04: EF'S **Status :** Completed

Assigned Organization : National TAB **Asset :**

Requesting Organization : National TAB

Created Date : 11/21/2024 - Brianna Biggs - National TAB

Completed Date : 11/28/2024 - Tyler Youells - National TAB

CheckList Item Details

EF's

Rotation is correct?	Pass
-----------------------------	------

Comment:

Belts are tight (if applicable)?	N/A
-----------------------------------------	-----

Comment:

Speed controller installed and functional (if applicable)?	Pass
-------------------------------------------------------------------	------

Comment:

There is no major leakage around base of fan?	Pass
------------------------------------------------------	------

Comment:

Is the motor operating below the motor FLA rating?	Pass
-----------------------------------------------------------	------

Comment:

Back draft damper installed and can it fully open?	Pass
-----------------------------------------------------------	------

Comment:

Unit free of noticeable noise and vibration?

Pass

Comment:

Total exhaust flow balanced within +/-5% and grilles are within +/-10%?

Pass

Comment:



11-25-24 WAWA #8117 WARRINGTON, PA

CheckList Information

Name : 05: CLOSEOUT CHECKS **Status :** Completed

Assigned Organization : National TAB **Asset :**

Requesting Organization : National TAB

Created Date : 11/21/2024 - Brianna Biggs - National TAB

Completed Date : 11/28/2024 - Tyler Youells - National TAB

CheckList Item Details

SPACE COMFORT

Is space free of drafting? Pass

Comment:

Is space comfortable in all areas? Pass

Comment:

Is the space free of ventilation noise? Pass

Comment:

BUILDING PRESSURE

Do actual net building airflow, design net building airflow, and pressure coincide? If not why? (All three should either be positive or negative) Pass

Comment:

National TAB

Project: 11-25-24 WAWA #8117 WARRINGTON, PA

System/Unit: AHU/RTU



Asset: RTU1

AREA:RETAIL

Unit Data		
	Design	Actual
MFG	LENNOX ENLIGHT	LENNOX ENLIGHT
Serial Num	-	5624A03719
Model Num	LGT120H4E	LGT120H4ES1Y
Type	RTU	RTU
Configuration	VERTICAL	VERTICAL
Num OA Filters 1	-	2
OA Filter Size 1	-	16X25
Num Final Filter 1	-	4
Final Filter Size 1	-	20X25X2


Test Data		
	Design	Actual
SF CFM	4000	3942
SF RPM	-	1848
MOTOR RPM	-	1848
RA CFM	3450	3382
OA CFM	550	560
RL Voltage	-	212.9/212.5/211.9
RL Amperage	-	5.73/5.77/5.77
SF System SetPt	-	84%
RA Damper Position	-	MECHANICAL LINKAGE
OA Damper Position	-	26%
OA Damper Type	-	ECONOMIZER

Motor Data		
	Design	Actual
Motor MFG	-	EBMPABST
Frame	-	NL
Horsepower	3.75	3300W
Motor Rpm	-	2200
Phase	3	3
Rated Voltage	208	200
Rated Amperage	-	8.7
Service Factor	-	1

Performance Data		
	Design	Actual
MA Plenum SP	-	-0.48"
Fan Suction SP	-	-0.94"
Fan Discharge SP	-	0.76"
Total ESP	0.5"	1.24"
Fan Total SP	-	1.7"

Completed By: Tyler Youells on 11/26/2024

Unit Data - PHOTO LOG



11/25/2024



11/25/2024



11/25/2024

National TAB

Project: 11-25-24 WAWA #8117 WARRINGTON, PA

AHU/RTU



Diffuser Supply (GRD)

RTU1/RETAIL

Asset									
Asset Name	Location	Type	Size	DESIGN CFM	AK	CFM(1)	CFM(2)	FINAL CFM	% to design
SGRD1	RETAIL	LD1	10"	415	1	299	308	375	90.4
SGRD2	RETAIL	LD1	10"	425	1	441	471	426	100.2
SGRD3	RETAIL	LD1	10"	425	1	401	431	402	94.6
SGRD4	RETAIL	LD1	10"	425	1	378	387	422	99.3
SGRD5	RETAIL	LD1	10"	415	1	266	297	382	92.0
SGRD6	ASSOCIATES	CD1	8"	150	1	269	282	154	102.7
SGRD7	OFFICE	CD1	8"	150	1	269	285	159	106.0
SGRD8	RETAIL	LD1	10"	425	1	372	371	402	94.6
SGRD9	RETAIL	LD1	10"	400	1	336	336	426	106.5
SGRD10	COFFEE	LD1	10"	385	1	410	439	398	103.4
SGRD11	COFFEE	LD1	10"	385	1	408	403	396	102.9
Total				4000		3849	4010	3942	98.55%

Completed By: Tyler Youells on 11/26/2024

National TAB

Project: 11-25-24 WAWA #8117 WARRINGTON, PA

System/Unit: AHU/RTU



Asset: RTU2

AREA:FOOD SERVICE

Unit Data		
	Design	Actual
MFG	LENNOX ENLIGHT	LENNOX ENLIGHT
Serial Num	-	5623J00945
Model Num	LGT120H4E	LCT120H4EN1Y
Type	RTU	RTU
Configuration	VERTICAL	VERTICAL
Num OA Filters 1	-	2
OA Filter Size 1	-	16X25
Num Final Filter 1	-	4
Final Filter Size 1	-	20X25X2

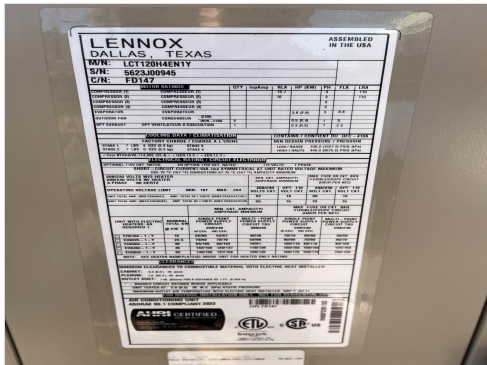
Test Data		
	Design	Actual
SF CFM	4000	3889
SF RPM	-	1804
MOTOR RPM	-	1804
RA CFM	3450	3320
OA CFM	550	569
RL Voltage	-	212.5/212.6/213.0
RL Amperage	-	5.36/5.34/5.36
SF System SetPt	-	82%
RA Damper Position	-	MECHANICAL LINKAGE
OA Damper Position	-	22%
OA Damper Type	-	ECONOMIZER

Motor Data		
	Design	Actual
Motor MFG	-	EBMPABST
Frame	-	NL
Horsepower	3.75	3300W
Motor Rpm	-	2200
Phase	3	3
Rated Voltage	208	200
Rated Amperage	-	8.7
Service Factor	-	1

Performance Data		
	Design	Actual
MA Plenum SP	-	-0.67"
Fan Suction SP	-	-1.12"
Fan Discharge SP	-	0.58"
Total ESP	0.5"	1.25"
Fan Total SP	-	1.70"

Completed By: Tyler Youells on 11/26/2024

Unit Data - PHOTO LOG



11/25/2024



11/25/2024



11/25/2024

National TAB

Project: 11-25-24 WAWA #8117 WARRINGTON, PA

AHU/RTU



Diffuser Supply (GRD)

RTU2/FOOD SERVICE

Asset									
Asset Name	Location	Type	Size	DESIGN CFM	AK	CFM(1)	CFM(2)	FINAL CFM	% to design
SGRD1	FOOD SERVICE	LD1	10"	380	1	456	388	388	102.1
SGRD2	FOOD SERVICE	LD1	10"	380	1	495	397	397	104.5
SGRD3	FOOD SERVICE	LD1	10"	380	1	495	370	370	97.4
SGRD4	FOOD SERVICE	LD1	10"	390	1	414	378	378	96.9
SGRD5	FOOD SERVICE	LD1	10"	390	1	532	382	382	97.9
SGRD6	BACK OF HOUSE	LD1	10"	375	1	341	356	356	94.9
SGRD7	BACKROOM	CD1	10"	420	1	213	378	378	90.0
SGRD8	BACKROOM	CD1	10"	420	1	353	388	388	92.4
SGRD9	WASHROOM	LD1	10"	315	1	191	293	293	93.0
SGRD10	ELECTRICAL ROOM	CD1	12"	550	1	689	559	559	101.6
Total				4000		4179	3889	3889	97.22%

Diffuser Ret/Exh (GRD)

RTU2/FOOD SERVICE

Asset									
Asset Name	Location	Type	Size	DESIGN CFM	AK	CFM(1)	CFM(2)	FINAL CFM	% to design
EGRD1	FOOD SERVICE	G1	14"	690	1	800	555	643	93.2
EGRD2	FOOD SERVICE	G1	14"	690	1	711	594	688	99.7
EGRD3	FOOD SERVICE	G1	14"	690	1	661	604	699	101.3
EGRD4	FOOD SERVICE	G1	14"	690	1	464	562	651	94.3
EGRD5	BACK OF HOUSE	G1	14"	690	1	314	552	639	92.6
Total				3450		2950	2867	3320	96.23%

Completed By: Tyler Youells on 11/27/2024

National TAB

Project: 11-25-24 WAWA #8117 WARRINGTON, PA

System/Unit: AHU/RTU



Asset: RTU3

AREA:RETAIL

Unit Data		
	Design	Actual
MFG	LENNOX ENLIGHT	LENNOX ENLIGHT
Serial Num	-	5623L01661
Model Num	LGT092H4E	LGT092H4ES1Y
Type	RTU	RTU
Configuration	VERTICAL	VERTICAL
Num OA Filters 1	-	2
OA Filter Size 1	-	16X25
Num Final Filter 1	-	4
Final Filter Size 1	-	20X25X2

Test Data		
	Design	Actual
SF CFM	3000	3049
SF RPM	-	1320
MOTOR RPM	-	1320
RA CFM	2600	2631
OA CFM	400	418
RL Voltage	-	212.4/211.9/211.9
RL Amperage	-	2.46/2.53/2.51
SF System SetPt	-	60%
RA Damper Position	-	MECHANICAL LINKAGE
OA Damper Position	-	24%
OA Damper Type	-	ECONOMIZER

Motor Data		
	Design	Actual
Motor MFG	-	EBMPABST
Frame	-	NL
Horsepower	3.75	3300W
Motor Rpm	-	2200
Phase	3	3
Rated Voltage	208	200
Rated Amperage	-	8.7
Service Factor	-	1

Performance Data		
	Design	Actual
MA Plenum SP	-	-0.28"
Fan Suction SP	-	-0.53"
Fan Discharge SP	-	0.51"
Total ESP	0.5"	0.79"
Fan Total SP	-	1.04"

Completed By: Tyler Youells on 11/26/2024

Unit Data - PHOTO LOG



11/25/2024



11/25/2024



11/25/2024

National TAB

Project: 11-25-24 WAWA #8117 WARRINGTON, PA

AHU/RTU



Diffuser Supply (GRD)

RTU3/RETAIL

Asset									
Asset Name	Location	Type	Size	DESIGN CFM	AK	CFM(1)	CFM(2)	FINAL CFM	% to design
SGRD1	FRONT VESTIBULE	CD2	10"	300	1	417	292	308	102.7
SGRD2	RETAIL	LD1	10"	350	1	136	263	339	96.9
SGRD3	RETAIL	CD1	10"	450	1	484	447	448	99.6
SGRD4	RETAIL	CD1	10"	450	1	457	440	456	101.3
SGRD5	RETAIL	LD1	10"	350	1	397	421	356	101.7
SGRD6	RETAIL	LD1	10"	350	1	450	444	367	104.9
SGRD7	RETAIL	LD1	10"	350	1	418	463	362	103.4
SGRD8	HALLWAY	CD1	8"	150	1	235	157	158	105.3
SGRD9	RESTROOM	CD3	6"	75	1	97	71	75	100.0
SGRD10	RESTROOM	CD3	6"	75	1	77	77	78	104.0
SGRD11	REAR VESTIBULE	CD3	6"	100	1	131	98	102	102.0
Total				3000		3299	3173	3049	101.63%

Completed By: Tyler Youells on 11/26/2024

National TAB

Project: 11-25-24 WAWA #8117 WARRINGTON, PA

System/Unit: FAN - Exhaust



Asset: EF1

AREA:FOOD SERVICE


Unit Data		
	Design	Actual
MFG	PENNBARRY	PENNBARRY
Model Num	DX13Q	DX13Q
Serial Num	-	J24TZ12450
Type	CENTRIFUGAL	CENTRIFUGAL
Configuration	VERTICAL	DOWNBLAST

Test Data		
	Design	Actual
CFM	1000	964
Fan RPM	1725	1725
Fan Rotation	-	CCW
Motor RPM	-	1725
System SetPt	-	FULL SPEED
RL Voltage	-	118.1
RL Amperage	-	3.78
Total ESP	0.250"	0.47"
Fan Inlet SP	-	-0.47"
Fan Discharge SP	-	ATM

Motor Data		
	Design	Actual
Motor MFG	-	GENTEQ
Frame	-	NL
Horsepower	1/4	0.25
Motor Rpm	-	1725
Phase	1	1
Voltage (rated)	120	115
Amperage (rated)	-	3.8
Service Factor	-	1

Completed By: Tyler Youells on 11/26/2024

Test Data - PHOTO LOG



11/25/2024



11/25/2024



11/25/2024

National TAB

Project: 11-25-24 WAWA #8117 WARRINGTON, PA

FAN - Exhaust



Diffuser Ret/Exh (GRD)

EF1/FOOD SERVICE

Asset									
Asset Name	Location	Type	Size	DESIGN CFM	AK	CFM(1)	CFM(2)	FINAL CFM	% to design
EGRD1	FOOD SERVICE	G1	10"	300	1	220	323	291	97.0
EGRD2	FOOD SERVICE	G1	12"	500	1	330	441	481	96.2
EGRD3	STAGING ROOM	G1	8"	200	1	148	201	192	96.0
Total				1000		698	965	964	96.4%

Completed By: Tyler Youells on 11/26/2024

National TAB

Project: 11-25-24 WAWA #8117 WARRINGTON, PA

System/Unit: FAN - Exhaust



Asset: EF2

AREA:RESTROOMS

Unit Data		
	Design	Actual
MFG	PENNBARRY	PENNBARRY
Model Num	DX10R	DX10R
Serial Num	-	J24TZ12451
Type	CENTRIFUGAL	CENTRIFUGAL
Configuration	VERTICAL	DOWNBLAST

Motor Data		
	Design	Actual
Motor MFG	-	FASCO
Frame	-	NL
Horsepower	1/12	1/6
Motor Rpm	-	1550
Phase	1	1
Voltage (rated)	120	115
Amperage (rated)	-	1.8
Service Factor	-	1

Test Data		
	Design	Actual
CFM	200	201
Fan RPM	1550	NA
Fan Rotation	-	CCW
Motor RPM	-	NA
System SetPt	-	MARKED ON DIAL
RL Voltage	-	92.6
RL Amperage	-	1.56
Total ESP	0.125"	0.36"
Fan Inlet SP	-	-0.36"
Fan Discharge SP	-	ATM

Completed By: Tyler Youells on 11/26/2024


Unit Data - PHOTO LOG



11/25/2024



11/25/2024



11/25/2024

National TAB

Project: 11-25-24 WAWA #8117 WARRINGTON, PA

FAN - Exhaust



Diffuser Ret/Exh (GRD)

EF2/RESTROOMS

Asset									
Asset Name	Location	Type	Size	DESIGN CFM	AK	CFM(1)	CFM(2)	FINAL CFM	% to design
EGRD1	RESTROOM	G3	8"	100	1	121	100	100	100.0
EGRD2	RESTROOM	G3	8"	100	1	118	101	101	101.0
Total				200		239	201	201	100.5%

National TAB

Project: 11-25-24 WAWA #8117 WARRINGTON, PA

System/Unit: FAN - Exhaust



Asset: EF3

AREA:METER ROOM

Unit Data		
	Design	Actual
MFG	PENNBARRY	PENNBARRY
Model Num	Z3H	Z3H
Serial Num	-	NL
Type	INLINE	INLINE
Configuration	HORIZONTAL	HORIZONTAL

Test Data		
	Design	Actual
CFM	60	62

Completed By: Tyler Youells on 11/26/2024



1 HVAC FLOOR PLAN
1/4" = 1'-0"