



Comfort. Under control.

09-12 FIVE GUYS #0420 - HIGHLANDS RANCH, CO (RENEW)

CheckList Information

Name : RENEW SITE PICTURES & FINAL BUILDING PERFORMANCE **Status :** NotSubmitted
Assigned Organization : National TAB **Asset :**
Requesting Organization : National TAB

CheckList Item Details

ROOF TOP BEFORE AND AFTER PICTURES

RTU 1 O.A. MESH FILTER (BEFORE AND AFTER)



FuselTca00455fca4e4e42
a9cf6b4bde31b88c.jpeg



FuselT5ccf7b0876f040c4
8352f5c82d801f0d.jpeg

RTU 1 FINAL FILTER (BEFORE AND AFTER)



**FuselTba2efb61301243b
6acc79869b4e2d04d.jpe
g**

RTU 1 CONDENSER COIL (BEFORE AND AFTER)



Clean.jpeg



Dirty(1).jpeg

RTU 1 EVAPORATOR COIL (BEFORE AND AFTER)



Clean.jpeg



Dirty(1).jpeg

RTU 1 - CONDENSATE DRAIN



Drain.jpeg

RTU 1 CONDENSATE PAN



Pan.jpeg

RTU 1 COMBUSITION FAN AND BURNER
CONTROLS COMPARTMENT



File.jpeg

RTU 1 HEAT EXCHANGER

RTU 2 OA FILTER (BEFORE AND AFTER)



Clean.jpeg



**FuselTe9a2ab575784490f
a3cd62527f431824.jpeg**

RTU 2 FINAL FILTER (BEFORE AND AFTER)




**FuselTb0dc8ab4733f4cbc
86f0fda70834ca21.jpeg**




**FuselT61846d6b04de4b3
fbfca50128dc7c340.jpeg**

RTU 2 CONDENSER COIL (BEFORE AND AFTER)



Dirty(1).jpeg



Clean.jpeg

RTU 2 EVAPORATOR COIL (BEFORE AND AFTER)



Clean.jpeg



Drain.jpeg

RTU 2 CONDENSATE DRAIN




Drain.jpeg



**FuselT731ca7b52207485
d8b40f3491f853c04.jpeg**

RTU 2 CONDENSATE PAN



Pan.jpeg

RTU 2 COMBUSITION FAN AND BURNER
CONTROLS COMPARTMENT



File.jpeg

RTU 2 HEAT EXCHANGER

RTU 3 OA MESH FILTER (BEFORE AND AFTER)



Degreased.jpeg



**FuselT2911caa3d98445b
183ce04f2e3aaf2cb.jpeg**

RTU 3 FINAL FILTER (BEFORE AND AFTER)



**FuselT1de223bea78045cf
b9877af4a1bb3431.jpeg**

RTU 3 CONDENSER COIL (BEFORE AND AFTER)



Dirty(1).jpeg




Clean.jpeg

RTU 3 EVAPORATOR COIL (BEFORE AND AFTER)



Dirty(1).jpeg




Clean.jpeg

RTU 3 CONDENSATE DRAIN



**FuselTfb273086343d4b1
c95bf8ceab75a95d8.jpeg**

RTU 3 CONDENSATE PAN



Pan.jpeg

RTU 3 COMBUSITION FAN AND BURNER
CONTROLS COMPARTMENT



File.jpeg

RTU 3 HEAT EXCHANGER

MUA FAN BEFORE AND AFTER PICTURES

MUA OA MESH FILTERS



Clean.jpeg




**FuselTc25da33ede53424
aa4495b131edbbe8d.jpe
g**

MUA BLOWER/MOTOR COMPARTMENT



**FuselT727001a0639a4db
1853cabd1160da11a.jpg
g**

MUA HEATER CONTROLS COMPARTMENT



**FuselTddd0940699a4412
5a733d7436a487498.jpg
g**

MUA DX COIL, CONDENSATE PAN, AND DRAIN (IF UNIT HAS ONE)

EXHAUST FAN BEFORE AND AFTER PICTURES

EXHAUST FAN KEF1 MOTOR HOUSING CLEANED



Clean.jpeg



FuselTad586c7f4edc49c1
b087ddcd38bbdb7d.jpeg

EXHAUST FAN KEF1 GREASE CUP PROPERLY
INSTALLED



FuselTd618fbcc785f41e1
aa399e709eaeba42.jpeg

EXHAUST FAN KEF2 MOTOR HOUSING CLEANED



FuselT7b25fc58806940cc
bcd501e41a1ca42.jpeg

EXHAUST FAN KEF2 GREASE CUP PROPERLY
INSTALLED



FuselT2c3a3cc7923143cd
a14806bb60fa207d.jpeg

EXHAUST FAN KEF3 MOTOR HOUSING CLEANED

EF-1 RESTROOMS FAN HOUSING PICTURE

EF-2 RESTROOMS FAN HOUSING PICTURE

FINAL BUILDING PERFORMANCE

ADD PHOTO OF THE FINAL PRESSURE TAKEN
WITH YOUR METER AT THE FRONT AND BACK
KITCHEN DOOR

ADD SHORT VIDEO OF HOOD CAPTURE WHILE
COOKING OR WITH SMOKE CANDLE

Notes/Comments :