

Report By:

National TAB
1329 E. KEMPER ROAD
SUITE 4210
CINCINNATI, OH 45246

NATIONAL

TAB

Comfort. Under control.

Report: Renew - 1122
Function: Test, Adjust, & Balance
Date: 11/09/2022

PROJECT

**09-12 FIVE GUYS #1932 - LAKEWOOD, CO
(RENEW)**

98 WADSWORTH BLVD

LAKEWOOD, CO 80226

Client

Five Guys Enterprises LLC
20718 Richmond Highway

Lorton, VA 22079

National TAB

Project: 09-12 FIVE GUYS #1932 - LAKEWOOD, CO (RENEW)

Table Of Contents

Section	Page #
Checklist Data	3



Comfort. Under control.

09-12 FIVE GUYS #1932 - LAKEWOOD, CO (RENEW)

CheckList Information

Name : 5 GUYS HVAC PERFORMANCE EVALUATION **Status :** NotSubmitted
Assigned Organization : National TAB **Asset :**
Requesting Organization : National TAB

CheckList Item Details

STORE FRONT PICTURE



Screenshot_20221026_1...

ROOFTOP PICTURES (ADD THREE FROM DIFFERENT ANGLES)



20221026_092404.jpg



20221026_092350.jpg



20221026_092330.jpg

RTU1 (TAKE PICTURE OF UNIT)



20221026_092235.jpg

MFG & MODEL NUMBER	CARRIER 48TCFD09A2A5A0A0
OA CFM	157 CFM
OA DAMPER POSITION	0% OPEN NO POWER TO HONEYWELL CONTROLLER
FAN SUCTION AND DISHCHARGE PRESSURE	-0.9" FAN SUCTION 0.51" FAN DISCHARGE
BLOWER MOTOR RLA / FLA	5.0/4.66/4.98 FLA 6.9

RTU2 (TAKE PICTURE OF UNIT)



20221026_092250.jpg

MFG & MODEL NUMBER	CARRIER 48HCFD12K2M5A6U0G0
OA CFM	835 CFM
OA DAMPER POSITION	4.4 DCV
FAN SUCTION AND DISHCHARGE PRESSURE	-1.1" FAN SUCTION 0.86" FAN DISCHARGE

KEF1 - HOOD 1 (TAKE PICTURE OF UNIT)



20221026_092255.jpg

MFG & MODEL NUMBER

CAPTIVEAIRE DU180HFA

EXH-CFM

1542 CFM

MOTOR RLA / FLA

4.3/4.4/4.35 FLA 9.5 3 HP

KEF2 - HOOD 2 (TAKE PICTURE OF UNIT)



20221026_092300.jpg

MFG & MODEL NUMBER

CAPTIVEAIRE CASRE15DD

EXH-CFM

1331 CFM

MOTOR RLA / FLA

4.06/4.1/4.2 FLA 8.7 3 HP

MUA - ALL HOODS (TAKE PICTURE OF UNIT)



20221026_092307.jpg

MFG & MODEL NUMBER	CAPTIVEAIRE A2-D.500-20D
MUA-CFM	2323 CFM
MOTOR RLA/FLA	4.68/4.7/4.6 FLA 8.6 3 HP

KITCHEN HOODS (TAKE PICTURE OF HOODS)

CONTROLS AND PERFORMANCE

TAKE PICTURE OF THERMOSTATS AND WALL SENSORS



20221026_112953.jpg



20221026_112931.jpg

ARE THERMOSTATS PROGRAMMED FOR OCCUPIED HOURS AND IS THE FAN IN "ON" MODE DURING OCCUPIED TIMES	YES
BUILDING PRESSURE (FINAL)	-0.0123"
HOOD CAPTURE (WITNESS COOKING OR SMOKE TEST)	100% CRYSTAL

ANY COMMENTS:

Notes/Comments :

MUA HAS COOLING



Comfort. Under control.

09-12 FIVE GUYS #1932 - LAKEWOOD, CO (RENEW)

CheckList Information

Name :	RENEW SITE PICTURES & FINAL BUILDING PERFORMANCE	Status :	NotSubmitted
Assigned Organization :	National TAB	Asset :	
Requesting Organization :	National TAB		

CheckList Item Details

ROOF TOP BEFORE AND AFTER PICTURES

RTU 1 O.A. MESH FILTER (BEFORE AND AFTER)




Dirty(1).jpeg



Clean.jpeg

RTU 1 FINAL FILTER (BEFORE AND AFTER)



Dirty(1).jpeg



Clean.jpeg

RTU 1 CONDENSER COIL (BEFORE AND AFTER)



Dirty(1).jpeg



Clean.jpeg

RTU 1 EVAPORATOR COIL (BEFORE AND AFTER)



Dirty(1).jpeg



Clean.jpeg

RTU 1 - CONDENSATE DRAIN



Drain.jpeg

RTU 1 CONDENSATE PAN




Pan.jpeg

RTU 1 COMBUSITION FAN AND BURNER CONTROLS COMPARTMENT




File.jpeg

RTU 1 HEAT EXCHANGER



File.jpeg

RTU 2 OA FILTER (BEFORE AND AFTER)



Dirty(1).jpeg



Clean.jpeg

RTU 2 FINAL FILTER (BEFORE AND AFTER)



Dirty(1).jpeg



Clean.jpeg

RTU 2 CONDENSER COIL (BEFORE AND AFTER)



Dirty(1).jpeg




Clean.jpeg

RTU 2 EVAPORATOR COIL (BEFORE AND AFTER)



Dirty(1).jpeg



Clean.jpeg

RTU 2 CONDENSATE DRAIN




Drain.jpeg

RTU 2 CONDENSATE PAN



Pan.jpeg

**RTU 2 COMBUSITION FAN AND BURNER CONTROLS
COMPARTMENT**



File.jpeg

RTU 2 HEAT EXCHANGER



File.jpeg

MUA FAN BEFORE AND AFTER PICTURES

MUA OA MESH FILTERS



Dirty(1).jpeg



Clean.jpeg

MUA BLOWER/MOTOR COMPARTMENT



File.jpeg

MUA HEATER CONTROLS COMPARTMENT



File.jpeg

MUA DX COIL, CONDENSATE PAN, AND DRAIN (IF UNIT HAS ONE)

EXHAUST FAN BEFORE AND AFTER PICTURES

EXHAUST FAN KEF1 MOTOR HOUSING CLEANED



FuseITe51f0f30ba0647....



File.jpeg

EXHAUST FAN KEF1 GREASE CUP PROPERLY INSTALLED



File.jpeg

EXHAUST FAN KEF2 MOTOR HOUSING CLEANED



File.jpeg



File.jpeg

EXHAUST FAN KEF2 GREASE CUP PROPERLY INSTALLED



File.jpeg

Notes/Comments :