

Report By:

National TAB
1329 E. KEMPER ROAD
SUITE 4210
CINCINNATI, OH 45246



Report: TAB Report
Function: Test, Adjust, & Balance
Date: 09/19/2024

PROJECT

09-16-24 WAWA #8440 BYRAM, NJ

75 ROUTE 206

BYRAM, NJ 07874

Client

Wawa
260 West Baltimore Pike
Wawa, PA 19063

National TAB

Project: 09-16-24 WAWA #8440 BYRAM, NJ

Table Of Contents

Section	Page #
Summary	3
Remarks	4
Balance Schedule	7
Checklist Data	8
AHU/RTU	20
FAN - Exhaust	26
GRD Layout	31

Project Summary

The summary below provides a quick understanding of our scope of work and general testing procedures. Enclosed in the report is further detail about your building performance including recommendations, asset data, and pictures. Our focus is to work with the trades to remedy any issues or deficiencies during the actual field balancing and not after the balancing has occurred to achieve a positive environment and outcome. The level of success is determined by the availability of the trades, possible parts needed, or time constraints.

RTU's (Roof Top Units) w/ Diffusers

Each of the RTU's were measured at their terminal devices or via traverse to establish a total flow for that unit. Each RTU was adjusted to within tolerance of the engineer's design flow. Each outlet was then adjusted to within tolerance of the design flow. Outside air was measured by reading the intake air opening with a velocity grid and multiplying by the free area. The outside air damper was adjusted until the airflow was within the design requirements. Any equipment that fell outside of that tolerance is noted throughout the report.

General Exhaust Fans w/ Grilles

The general exhaust fans were measured by reading each air device with a flow hood. The total airflow for each fan is equivalent to the sum of these readings. Fan speed was then adjusted so that the airflow was within tolerance of design. Each terminal device was balanced to within tolerance of the design volume using the installed volume dampers. Any equipment that fell outside of this tolerance is noted throughout the report.

Ceiling Exhaust Fans

The ceiling exhaust fans were measured using a flow hood. If speed adjustment was provided, the fan speed was adjusted to within design tolerance. Any equipment that fell outside of this tolerance is noted throughout the report.

Final Building Tests

After completing the test and balance the final building pressure was measured. It was confirmed that the building pressure fell within acceptable tolerances and that the pressure measurement coincides with the actual and design net airflow. Any deviations from these standards are noted throughout the report.

Issue List

- Humidity sensor wiring
- RTU Tie downs




09-16-24 WAWA #8440 BYRAM, NJ

Project Issue Information

Issue Name : Humidity sensor wiring
Description : All AC humidity sensors are not wired per the manufacturers recommendation. The humidity sensor alone needs two separate strands of two wire shielded to avoid signal interference. Recommend running another strand if shielded wire to meet specifications.
Created By : National TAB **Assigned To :** National TAB - Will Turnbough
Status : Open
Priority : High **Asset Tag :**
Originated Date : 09/18/2024 - Tyler Youells - National TAB

Project Issue Response Details

- **09/18/2024 National TAB - Tyler Youells**
 - Added photos.





09-16-24 WAWA #8440 BYRAM, NJ

Project Issue Information

Issue Name : RTU Tie downs
Description : Rtu tie down clips are not installed. Tie downs arrived to the store after the RTUs were installed. Recommend finding a way to secure the RTUs to the curb
Created By : National TAB **Assigned To :** National TAB - Will Turnbough
Status : Open
Priority : Low **Asset Tag :**
Originated Date : 09/18/2024 - Tyler Youells - National TAB

Project Issue Response Details

- **09/18/2024 National TAB - Tyler Youells**
 - Added photo



09/18/2024

AIR BALANCE SCHEDULE

UNIT	AREA SERVED	HVAC SUPPLY		HVAC RETURN		HVAC OUTDOOR		OA %		HOOD MAKE-UP		HOOD EXHAUST		GENERAL EXH.	
		DESIGN	ACTUAL	DESIGN	ACTUAL	DESIGN	ACTUAL	DESIGN	ACTUAL	DESIGN	ACTUAL	DESIGN	ACTUAL	DESIGN	ACTUAL
RTU-1	RETAIL	3400	3426	2855	2887	545	539	16.0%	15.7%						
RTU-2	FOOD SERVICE	4000	3968	3350	3308	650	660	16.3%	16.6%						
RTU-3	RETAIL	2000	1966	1695	1656	305	310	15.3%	15.8%						
EF-1	RESTROOM													300	312
EF-2	WASHROOM													900	893
EF-3	ELECTRICAL RM													60	62
TOTALS		9400	9360	7900	7851	1500	1509			0	0	0	0	1260	1267

NET BUILDING AIRFLOW CALCULATION

TOTALS	DESIGN	ACTUAL
TOTAL OA	1500	1509
TOTAL EXHAUST	1260	1267
NET AIRFLOW	240	242

DOOR TESTED	BUILDING PRESSURE MEASUREMENTS (IN. H2O)
FRONT	0.0016
SIDE	
REAR	0.0042
AVERAGE	0.0029

FINAL CHECKS

ACTUAL NET AIRFLOW COINCIDES WITH DESIGN: ✓

MEASURED PRESSURES COINCIDES WITH ACTUAL NET AIRFLOW: ✓

PRESSURE FALLS WITHIN IMC TOLERANCE OF +/-0.02" W.C. ✓

NOTES:

CheckList List

- 01: RTU's/AHU's
- 02: LENNOX SETUP PARAMETERS
- 03: SENSOR WIRING (LENNOX)
- 04: EF'S
- 05: CLOSEOUT CHECKS



09-16-24 WAWA #8440 BYRAM, NJ

CheckList Information

Name : 01: RTU's/AHU's **Status :** Completed
Assigned Organization : National TAB **Asset :**
Requesting Organization : National TAB
Created Date : 09/12/2024 - Brianna Biggs - National TAB
Completed Date : 09/19/2024 - Tyler Youells - National TAB

CheckList Item Details

RTU's/AHU's

All diffusers and grilles are installed and match design? Pass

Comment:

Clean filters installed? Pass

Comment:

Economizers are assembled and functional? Pass

Comment:

Motors are all operating below the FLA rating? Pass

Comment:

Are belts tight? N/A

Comment:

If direct drive unit is the speed controller working? Pass

Comment:

Is gas piping installed and valves turned on?

N/A

Comment:

Condensate drains are installed?

Pass

Comment:

Unit free of noticeable noise and vibration

Pass

Comment:

Final outside air damper position is marked with permanent marker?

Pass

Comment:

No alarms present?

Pass

Comment:

Any noticeable duct leakage?

Pass

Comment:

No noticeable duct leakage

Total supply and OA flows are balanced within +/-5% and supply & return diffusers within +/-10%?

Pass

Comment:

IN TEST MODE, TEST THE FOLLOWING:

Cooling mode is operational? Record EAT/LAT for each unit:

Pass

Comment:

RTU-1: EAT-72.4F/59.1%RH DAT-52.7F/80.5%RH RTU-2: EAT-68.5F/64.2%RH DAT-51.9F/83%RH RTU-3: EAT71.7F/62.2%RH DAT-59.5F/74.7%RH

Heating mode is operational? Record EAT/LAT for each unit:

Pass

Comment:

RTU-1: EAT-71.6F/DAT:85.7F RTU-2: N/A RTU-3: EAT-71.8F/DAT:93.7F

Dehumidification mode is operational? (Feel dehumidification coil with your hand. Is it hot?) Record EAT/LAT for each unit:

Pass

Comment:

RTU-1: EAT-72.7F/60.3%RH DAT-66.1F/66.5%RH RTU-2: EAT-68.9F/60.3%RH DAT-66.1F/68.8%RH RTU-3: EAT-73.7F/60.3%RH
DAT-71.8F/45.9%RH



09-16-24 WAWA #8440 BYRAM, NJ

CheckList Information

Name : 02: LENNOX SETUP PARAMETERS **Status :** Completed

Assigned Organization : National TAB **Asset :**

Requesting Organization : National TAB

Created Date : 09/12/2024 - Brianna Biggs - National TAB

Completed Date : 09/19/2024 - Tyler Youells - National TAB

CheckList Item Details

UNIT ID CONFIGURATIONS

BACNET CONFIGURATION: GO TO SETTINGS>GENERAL>CONFIGURATION ID1 POSITION 5 SET TO "N". Pass

Comment:

NETWORK CONFIGURATION: GO TO SETUP>NETWORK INTEGRATION, SET TO BACNET IP Pass

Comment:

CONTROL MODE: SET CONTROL MODE TO ROOM SENSOR: CO2, TEMP & HUMIDITY (PER UNIT, AS NEEDED). Pass

Comment:

INDIVIDUAL PARAMETER CONFIGURATIONS (MECHANICAL CONTRACTOR TO DEFINE / AS APPLICABLE):

PARAMETER 105 DEHUMID MODE: 7 NO CONDITIONS Pass

Comment:

PARAMETER 106 DEHUMID SETPOINT: 50, THIS IS A CENTERED SET POINT (+/-) Yes

Comment:

PARAMETER 107 DEHUMID DEADBAND: 3 (DEFAULT) THIS IS THE ACTUAL +/- VALUE Pass

Comment:

PARAMETER 117 CO2 DAMPER MAX OPEN: 50%

Pass

Comment:

PARAMETER 118 CO2 START OPEN PPM: 1500

Pass

Comment:

PARAMETER 119 CO2 MAX OPEN PPM: 1500

Pass

Comment:

PARAMETER 137 OCCHET SET POINT: 68 (BACK UP)

Pass

Comment:

PARAMETER 131 SET TO THE SAME % AS THE MINMIUM OA DAMPER SETPOINT

Pass

Comment:

PARAMETER 139 OCC COOLING SET POINT: 72 (BACK UP)

Pass

Comment:

PARAMETER 154 OCC BLOWER MODE: ON-CONTINUOUS 1

Pass

Comment:

CFM VALUES / MSAV FAN SPEEDS (AIR BALANCER TO DEFINE / IF APPLICABLE):

OA DAMPER SET TO SAME POSITION IN ALL FAN SPEEDS?

Pass

Comment:

RTU-1: 28% RTU-2: 29% RTU-3: 23%

ALL FAN SPEEDS SET TO THE SAME CFM VALUE (ENTER SETPOINTS BELOW)

Pass

Comment:

RTU-1: 65% RTU-2: 70% RTU-3: 75%

HEAT CFM VALUE: PER THE HVAC SCHEDULE

Pass

Comment:

HIGH COOL CFM VALUE: THE HIGH COOL CFM VALUE

Pass

Comment:

LOW COOL CFM VALUE: MATCH THE HIGH COOL CFM VALUE

Pass

Comment:

VENTILATION CFM VALUE: MATCH THE HIGH COOL CFM VALUE

Pass

Comment:



09-16-24 WAWA #8440 BYRAM, NJ

CheckList Information

Name : 03: SENSOR WIRING (LENNOX) **Status :** Completed

Assigned Organization : National TAB **Asset :**

Requesting Organization : National TAB

Created Date : 09/12/2024 - Brianna Biggs - National TAB

Completed Date : 09/19/2024 - Tyler Youells - National TAB

CheckList Item Details

COMBINATION TEMPERATURE/HUMIDITY SENSOR


Sensors are installed where shown on the drawing? Pass

Comment:


2 conductor shielded cable has one wire landed to Vin, one to GND, and the shield wire is not connected. Fail

Comment:


SUPERINTENDENT NOTIFIED THAT WIRING NEEDS TO BE CORRECTED. PICTURES INDICATE AS INSTALLED.



09/19/2024



09/19/2024



09/19/2024

For second shielded cable, one wire is landed to Vout and the shield wire is not connected. Fail

Comment:

SUPERINTENDENT NOTIFIED THAT WIRING NEEDS TO BE CORRECTED

Verify that the CORE or Prodigy controller is sensing a relative humidity (record the reading)

Pass

Comment:

RTU-1: 54%, RTU-2:49%, RTU-3:54%



09-16-24 WAWA #8440 BYRAM, NJ

CheckList Information

Name : 04: EF'S **Status :** Completed

Assigned Organization : National TAB **Asset :**

Requesting Organization : National TAB

Created Date : 09/12/2024 - Brianna Biggs - National TAB

Completed Date : 09/19/2024 - Tyler Youells - National TAB

CheckList Item Details

EF's

Rotation is correct?	Pass
----------------------	------

Comment:

Belts are tight (if applicable)?	N/A
----------------------------------	-----

Comment:

Speed controller installed and functional (if applicable)?	Pass
--	------

Comment:

There is no major leakage around base of fan?	Pass
---	------

Comment:

Is the motor operating below the motor FLA rating?	Pass
--	------

Comment:

Back draft damper installed and can it fully open?	Pass
--	------

Comment:

Unit free of noticeable noise and vibration?

Pass

Comment:

Total exhaust flow balanced within +/-5% and grilles are within +/-10%?

Pass

Comment:



09-16-24 WAWA #8440 BYRAM, NJ

CheckList Information

Name : 05: CLOSEOUT CHECKS **Status :** Completed

Assigned Organization : National TAB **Asset :**

Requesting Organization : National TAB

Created Date : 09/12/2024 - Brianna Biggs - National TAB

Completed Date : 09/19/2024 - Tyler Youells - National TAB

CheckList Item Details

SPACE COMFORT

Is space free of drafting? Pass

Comment:

Is space comfortable in all areas? Pass

Comment:

Is the space free of ventilation noise? Pass

Comment:

BUILDING PRESSURE

Do actual net building airflow, design net building airflow, and pressure coincide? If not why? (All three should either be positive or negative) Pass

Comment:

National TAB

Project: 09-16-24 WAWA #8440 BYRAM, NJ

System/Unit: AHU/RTU



Asset: RTU1

AREA:RETAIL

Unit Data		
	Design	Actual
MFG	LENNOX ENLIGHT	LENNOX ENLIGHT
Serial Num	-	5623H08959
Model Num	LCT102H4E	LCT102H4EE1Y
Type	RTU	RTU
Configuration	VERTICAL	VERTICAL
Num OA Filters 1	-	2
OA Filter Size 1	-	16X25
Num Final Filter 1	-	4
Final Filter Size 1	-	20x25x2

Test Data		
	Design	Actual
SF CFM	3400	3426
SF RPM	-	1430
MOTOR RPM	-	1430
RA CFM	2855	2887
OA CFM	545	539
RL Voltage	-	212.5/212.9/212.7
RL Amperage	-	3.05/3.02/3.04
SF System SetPt	-	65%
RA Damper Position	-	MECHANICAL LINKAGE
OA Damper Position	-	28%
OA Damper Type	-	ECONOMIZER

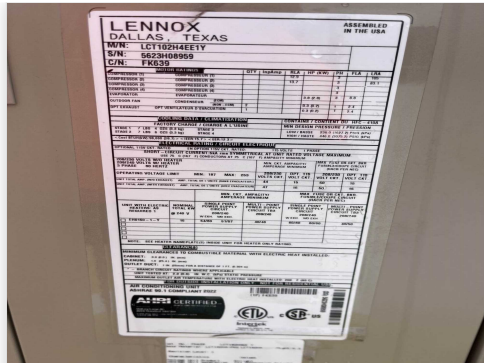
Motor Data		
	Design	Actual
Motor MFG	-	EBMPABST
Frame	-	NL
Horsepower	3.75	3300W
Motor Rpm	-	2200
Phase	3	3
Rated Voltage	208	200
Rated Amperage	-	8.7
Service Factor	-	1

Performance Data		
	Design	Actual
MA Plenum SP	-	-0.31"
Fan Suction SP	-	-0.61"
Fan Discharge SP	-	0.46"
Total ESP	0.5"	0.77"
Fan Total SP	-	1.07"

Unit Data - PHOTO LOG



image_552660026



image_652594647



image_245044314

Completed By: Tyler Youells on 09/19/2024

National TAB

Project:09-16-24 WAWA #8440 BYRAM, NJ

AHU/RTU



Diffuser Supply (GRD)

RTU1/RETAIL

Asset									
Asset Name	Location	Type	Size	DESIGN CFM	AK	CFM(1)	CFM(2)	FINAL CFM	% to design
SGRD1	RETAIL	LD1	10"	390	1	335	322	378	96.9
SGRD2	RETAIL	LD1	10"	390	1	376	362	419	107.4
SGRD3	RETAIL	LD1	10"	390	1	298	289	388	99.5
SGRD4	RETAIL	LD1	10"	385	1	392	388	366	95.1
SGRD5	ASSOCIATES	CD1	8"	150	1	235	214	157	104.7
SGRD6	OFFICE	CD1	8"	150	1	215	244	153	102.0
SGRD7	RETAIL	LD1	10"	390	1	441	414	397	101.8
SGRD8	RETAIL	LD1	10"	375	1	452	442	384	102.4
SGRD9	COFFEE	LD1	10"	390	1	318	303	361	92.6
SGRD10	COFFEE	LD1	10"	390	1	470	461	423	108.5
Total				3400		3532	3439	3426	100.76%

Diffuser Ret/Exh (GRD)

RTU1/RETAIL

Asset									
Asset Name	Location	Type	Size	DESIGN CFM	AK	CFM(1)	CFM(2)	FINAL CFM	% to design
EGRD1	RETAIL	G1	14"	955	1	841	841	949	99.4
EGRD2	RETAIL	G1	14"	950	1	973	860	969	102.0
EGRD3	RETAIL	G1	14"	950	1	834	860	969	102.0
Total				2855		2648	2561	2887	101.12%

Completed By: Tyler Youells on 09/18/2024

National TAB

Project: 09-16-24 WAWA #8440 BYRAM, NJ
System/Unit: AHU/RTU



Asset: RTU2

AREA:FOOD SERVICE

Unit Data		
	Design	Actual
MFG	LENNOX ENLIGHT	LENNOX ENLIGHT
Serial Num	-	5623G06246
Model Num	LCT120H4E	LCT120H4EN1Y
Type	RTU	RTU
Configuration	VERTICAL	VERTICAL
Num OA Filters 1	-	2
OA Filter Size 1	-	25X16
Num Final Filter 1	-	4
Final Filter Size 1	-	20X25X2

Test Data		
	Design	Actual
SF CFM	4000	3968
SF RPM	-	1540
MOTOR RPM	-	1540
RA CFM	3350	3308
OA CFM	650	660
RL Voltage	-	212.7/213.1/212.9
RL Amperage	-	3.38/3.4/3.44
SF System SetPt	-	70%
RA Damper Position	-	MECHANICAL LINKAGE
OA Damper Position	-	29%
OA Damper Type	-	ECONOMIZER

Motor Data		
	Design	Actual
Motor MFG	-	EBMPABST
Frame	-	NL
Horsepower	3.75	3300W
Motor Rpm	-	2200
Phase	3	3
Rated Voltage	208	200
Rated Amperage	-	8.7
Service Factor	-	1

Performance Data		
	Design	Actual
MA Plenum SP	-	-0.23"
Fan Suction SP	-	-0.71"
Fan Discharge SP	-	0.45"
Total ESP	0.5"	0.68"
Fan Total SP	-	1.16"

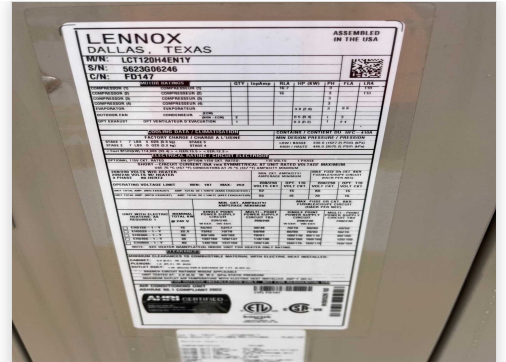
Unit Data - PHOTO LOG



image_682776240



image_188771171



image_351726005

Completed By: Tyler Youells on 09/19/2024

National TAB

Project:09-16-24 WAWA #8440 BYRAM, NJ

AHU/RTU



Diffuser Supply (GRD)

RTU2/FOOD SERVICE

Asset									
Asset Name	Location	Type	Size	DESIGN CFM	AK	CFM(1)	CFM(2)	FINAL CFM	% to design
SGRD1	FOOD SERVICE	LD1	10"	370	1	462	393	362	97.8
SGRD2	FOOD SERVICE	LD1	10"	370	1	427	386	381	103.0
SGRD3	FOOD SERVICE	LD1	10"	370	1	410	388	368	99.5
SGRD4	FOOD SERVICE	LD1	10"	360	1	341	300	333	92.5
SGRD5	FOOD SERVICE	LD1	10"	360	1	344	319	340	94.4
SGRD6	FOOD SERVICE	LD1	10"	360	1	391	355	350	97.2
SGRD7	FOOD SERVICE	CD1	10"	360	1	362	344	318	88.3
SGRD8	FOOD SERVICE	CD1	10"	300	1	299	289	293	97.7
SGRD9	BACKROOM	CD1	10"	300	1	417	368	294	98.0
SGRD10	BACKROOM	CD1	10"	300	1	401	368	363	121.0
SGRD11	ELECTRICAL ROOM	CD1	12"	550	1	561	514	566	102.9
Total				4000		4415	4024	3968	99.2%

Diffuser Ret/Exh (GRD)

RTU2/FOOD SERVICE

Asset									
Asset Name	Location	Type	Size	DESIGN CFM	AK	CFM(1)	CFM(2)	FINAL CFM	% to design
EGRD1	FOOD SERVICE	G1	14"	670	1	593	593	645	96.3
EGRD2	FOOD SERVICE	G1	14"	670	1	736	622	677	101.0
EGRD3	FOOD SERVICE	G1	14"	670	1	730	658	716	106.9
EGRD4	FOOD SERVICE	G1	14"	670	1	533	559	607	90.6
EGRD5	FOOD SERVICE	G1	14"	670	1	638	609	663	99.0
Total				3350		3230	3041	3308	98.75%

Completed By: Tyler Youells on 09/19/2024

National TAB

Project: 09-16-24 WAWA #8440 BYRAM, NJ

System/Unit: AHU/RTU



Asset: RTU3

AREA:RETAIL

Unit Data		
	Design	Actual
MFG	LENNOX ENLIGHT	LENNOX ENLIGHT
Serial Num	-	5623H07122
Model Num	LCT060H4E	LCT060H4EE1Y
Type	RTU	RTU
Configuration	VERTICAL	VERTICAL
Num OA Filters 1	-	1
OA Filter Size 1	-	30X16
Num Final Filter 1	-	4
Final Filter Size 1	-	20X20X2

Motor Data		
	Design	Actual
Motor MFG	-	INTERLINK
Frame	-	NL
Horsepower	1	1
Motor Rpm	-	1050
Phase	3	1
Rated Voltage	208	208
Rated Amperage	-	7.4
Service Factor	-	1

Test Data		
	Design	Actual
SF CFM	2000	1966
SF RPM	-	788
MOTOR RPM	-	788
RA CFM	1695	1656
OA CFM	305	310
RL Voltage	-	213.7
RL Amperage	-	6.37
SF System SetPt	-	75%
RA Damper Position	-	MECHANICAL LINKAGE
OA Damper Position	-	23%
OA Damper Type	-	ECONOMIZER

Performance Data		
	Design	Actual
MA Plenum SP	-	-0.30"
Fan Suction SP	-	-0.46"
Fan Discharge SP	-	0.27"
Total ESP	0.5"	0.57"
Fan Total SP	-	0.73"

Completed By: Tyler Youells on 09/19/2024

National TAB

Project:09-16-24 WAWA #8440 BYRAM, NJ

AHU/RTU



Diffuser Supply (GRD)

RTU3/RETAIL

Asset									
Asset Name	Location	Type	Size	DESIGN CFM	AK	CFM(1)	CFM(2)	FINAL CFM	% to design
SGRD1	FRONT VESTIBULE	CD2	10"	290	1	328	344	293	101.0
SGRD2	RETAIL	LD1	8"	250	1	218	236	238	95.2
SGRD3	MENS RR	CD3	6"	50	1	81	88	51	102.0
SGRD4	WOMENS RR	CD3	6"	50	1	86	93	53	106.0
SGRD5	RETAIL	LD1	8"	250	1	209	236	248	99.2
SGRD6	RETAIL	LD1	8"	250	1	153	159	235	94.0
SGRD7	CLOSET	OPEN DUCT	8"	150	0.35	198	132	151	100.7
SGRD8	RETAIL	LD1	8"	225	1	219	231	228	101.3
SGRD9	RETAIL	LD1	8"	225	1	115	125	228	101.3
SGRD10	DELIVERY RM	CD1	8"	160	1	168	178	148	92.5
SGRD11	REAR VESTIBULE	CD3	6"	100	1	114	124	93	93.0
Total				2000		1889	1946	1966	98.3%

Diffuser Ret/Exh (GRD)

RTU3/RETAIL

Asset									
Asset Name	Location	Type	Size	DESIGN CFM	AK	CFM(1)	CFM(2)	FINAL CFM	% to design
EGRD1	RETAIL	G1	14"	850	1	678	730	833	98.0
EGRD2	RETAIL	G1	14"	845	1	747	721	823	97.4
Total				1695		1425	1451	1656	97.7%

Completed By: Tyler Youells on 09/19/2024

National TAB

Project: 09-16-24 WAWA #8440 BYRAM, NJ

System/Unit: FAN - Exhaust



Asset: EF1

AREA:RESTROOMS

Unit Data		
	Design	Actual
MFG	PENNBARRY	PENNBARRY
Model Num	DX10R	DX10R
Serial Num	-	G24LZ44983
Type	DOWNBLAST	DOWNBLAST
Configuration	VERTICAL	VERTICAL

Motor Data		
	Design	Actual
Motor MFG	-	FASCO
Frame	-	NL
Horsepower	1/12	1/6
Motor Rpm	-	1550
Phase	1	1
Voltage (rated)	120	115
Amperage (rated)	-	1.8
Service Factor	-	1

Test Data		
	Design	Actual
CFM	300	312
Fan RPM	1550	NA
Fan Rotation	-	CW
Motor RPM	-	NA
System SetPt	-	MARKED ON DIAL
RL Voltage	-	99.4V
RL Amperage	-	1.54
Total ESP	0.125"	0.48"
Fan Inlet SP	-	-0.48"
Fan Discharge SP	-	ATM

Unit Data - PHOTO LOG



image_1607621660



image_1238956839

Completed By: Tyler Youells on 09/18/2024

National TAB

Project:09-16-24 WAWA #8440 BYRAM, NJ

FAN - Exhaust



Diffuser Ret/Exh (GRD)

EF1/RESTROOMS

Asset									
Asset Name	Location	Type	Size	DESIGN CFM	AK	CFM(1)	CFM(2)	FINAL CFM	% to design
EGRD1	MENS RR	G3	6"	50	1	90	63	54	108.0
EGRD2	MENS RR	G3	6"	100	1	66	51	98	98.0
EGRD3	JANITOR	G1	6"	50	1	139	98	51	102.0
EGRD4	WOMENS RR	G3	6"	100	1	118	82	109	109.0
Total				300		413	294	312	104%

Completed By: Tyler Youells on 09/18/2024

National TAB

Project: 09-16-24 WAWA #8440 BYRAM, NJ

System/Unit: FAN - Exhaust



Asset: EF2

AREA:BOH

Unit Data		
	Design	Actual
MFG	PENNBARRY	PENNBARRY
Model Num	DX13Q	DX13Q
Serial Num	-	F24FZ60784
Type	DOWNBLAST	DOWNBLAST
Configuration	VERTICAL	VERTICAL

Motor Data		
	Design	Actual
Motor MFG	-	GENTEQ
Frame	-	NL
Horsepower	1/4	1/4
Motor Rpm	-	1725
Phase	1	1
Voltage (rated)	120	115
Amperage (rated)	-	3.5
Service Factor	-	1

Test Data		
	Design	Actual
CFM	900	893
Fan RPM	1725	NA
Fan Rotation	-	CW
Motor RPM	-	NA
System SetPt	-	MARKED ON DIAL
RL Voltage	-	111.1
RL Amperage	-	3.70
Total ESP	0.250"	0.56"
Fan Inlet SP	-	-0.56"
Fan Discharge SP	-	ATM

Unit Data - PHOTO LOG



image_688058171



image_561256419

Completed By: Tyler Youells on 09/18/2024

National TAB

Project:09-16-24 WAWA #8440 BYRAM, NJ

FAN - Exhaust



Diffuser Ret/Exh (GRD)

EF2/BOH

Asset									
Asset Name	Location	Type	Size	DESIGN CFM	AK	CFM(1)	CFM(2)	FINAL CFM	% to design
EGRD1	FOOD SERVICE	G1	10"	300	1	286	301	313	104.3
EGRD2	FOOD SERVICE	G1	12"	500	1	455	463	478	95.6
EGRD3	FOOD SERVICE	G1	6"	100	1	86	92	102	102.0
Total				900		827	856	893	99.22%

Completed By: Tyler Youells on 09/18/2024

National TAB

Project: 09-16-24 WAWA #8440 BYRAM, NJ

System/Unit: FAN - Exhaust



Asset: EF3

AREA:METER ROOM

Unit Data		
	Design	Actual
MFG	PENNBARRY	PENNBARRY
Model Num	Z3H	Z3HTDA
Serial Num	-	L23AG68580
Type	INLINE	INLINE
Configuration	HORIZONTAL	HORIZONTAL

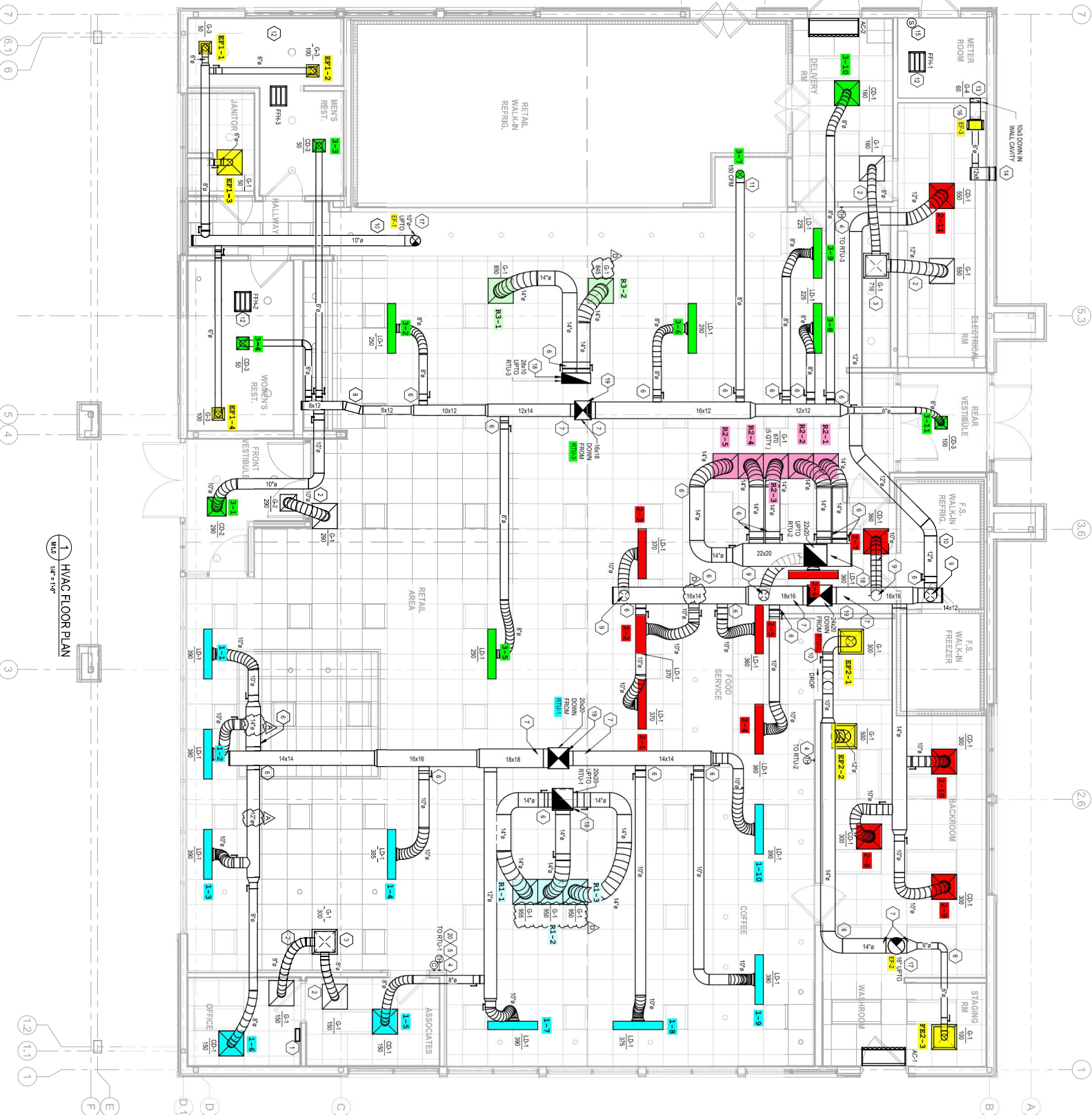
Test Data		
	Design	Actual
CFM	60	62

Unit Data - PHOTO LOG



image_2055958537

Completed By: Tyler Youells on 09/18/2024



1 HVAC FLOOR PLAN
 M.S.D. 1/4" = 1'-0"