

Report By:

National TAB
1329 E. KEMPER ROAD
SUITE 4210
CINCINNATI, OH 45246



Report: TAB Report
Function: Test, Adjust, & Balance
Date: 01/28/2026
Completed By: National TAB

PROJECT

**01-26-26 CHIPOTLE #5455 MARTINSVILLE,
VA**

249 Commonwealth Blvd W

MARTINSVILLE, VA 24112

Client

Chipotle Mexican Grill
610 Newport Center Drive, Suite 1100
Newport Beach, CA 92660

National TAB

Project: 01-26-26 CHIPOTLE #5455 MARTINSVILLE, VA

Table Of Contents

Section	Page #
Summary	3
Remarks	4
Balance Schedule	6
Checklists	7
AHU/RTU	16
FAN - Exhaust	22
FAN - Supply	27
Kitchen Hood Type I	29
GRD Layout	31



National TAB

Project: 01-26-26 CHIPOTLE #5455 MARTINSVILLE, VA
Function: Test, Adjust, & Balance

Project Summary

Project Summary

The summary below provides a quick understanding of our scope of work and general testing procedures. Enclosed in the report is further detail about your building performance including recommendations, asset data, and pictures. Our focus is to work with the trades to remedy any issues or deficiencies during the actual field balancing and not after the balancing has occurred to achieve a positive environment and outcome. The level of success is determined by the availability of the trades, possible parts needed, or time constraints.

RTU's (Roof Top Units) w/ Diffusers

Each of the RTU's were measured at their terminal devices or via traverse to establish a total flow for that unit. Each RTU was adjusted to within tolerance of the engineer's design flow. Each outlet was then adjusted to within tolerance of the design flow. Outside air was measured by reading the intake air opening with a velocity grid and multiplying by the free area. The outside air damper was adjusted until the airflow was within the design requirements. Any equipment that fell outside of that tolerance is noted throughout the report.

Kitchen Exhaust Hood & Associated Fans

Each kitchen exhaust fan was measured at the hood filter bay utilizing a velocity matrix and a manufacturer's correction factor. Each filter velocity is multiplied by the manufacturer's corrected area. The sum of these readings equals the total flow of the exhaust fans. The total flow of the exhaust was then adjusted to within tolerance of the design flow. . Any EF's that fell outside of this tolerance is noted throughout the report.

MUA (Make Up Air Unit) w/ PSP

Total flow for the MAU (Make-up Air Unit) unit was measured by readings taken at the discharge of the hood's perforated supply plenum. Readings taken with a velocity matrix were averaged and multiplied by a manufacturer's corrected area. Adjustments to the fan speed were made in order to bring the unit to within design tolerance. Any MUA's that fell outside of this tolerance is noted throughout the report.

General Exhaust Fans w/ Grilles

The general exhaust fans were measured by reading each air device with a flow hood. The total airflow for each fan is equivalent to the sum of these readings. Fan speed was then adjusted so that the airflow was within tolerance of design. Each terminal device was balanced to within tolerance of the design volume using the installed volume dampers. Any equipment that fell outside of this tolerance is noted throughout the report.

Final Building Tests

After completing the test and balance the final building pressure was measured. It was confirmed that the building pressure fell within acceptable tolerances of -0.02" wc to +0.02" wc and that the pressure measurement coincides with the actual and design net airflow. Any deviations from these standards are noted throughout the report. The hood capture was tested at the perimeter of the hood and the cook top level with the equipment heat on to ensure satisfactory hood capture and containment.

Issue List

- RTU 2 power switch



01-26-26 CHIPOTLE #5455 MARTINSVILLE, VA

Project Issue Information

Issue Name : RTU 2 power switch
Description : RTU 2 power switch not installed. If you have to service the unit, it can only be shutoff at the breaker.
Created By : National TAB **Assigned To :** National TAB - Dan Hertenstein
Status : Open
Priority : InfoOnly **Asset Tag :** RTU2
Originated Date : 01/28/2026 - Jearod Ferrette - National TAB

Project Issue File Details



AIR BALANCE SCHEDULE

UNIT	AREA SERVED	HVAC SUPPLY		HVAC RETURN		HVAC OUTDOOR		OA %		HOOD MAKE-UP		HOOD EXHAUST		GENERAL EXH.	
		DESIGN	ACTUAL	DESIGN	ACTUAL	DESIGN	ACTUAL	DESIGN	ACTUAL	DESIGN	ACTUAL	DESIGN	ACTUAL	DESIGN	ACTUAL
RTU-1	KITCHEN	3600	3538	3100	3000	500	538	13.9%	15.2%						
RTU-2	DINING	4500	4472	3500	3516	1000	956	22.2%	21.4%						
MUA-1	KITCHEN HD									1300	1319				
EF-1	KITCHEN HD											2550	2347		
EF-2	RESTROOM													150	152
TOTALS		8100	8010	6600	6516	1500	1494			1300	1319	2550	2347	150	152

NET BUILDING AIRFLOW CALCULATION

TOTALS	DESIGN	ACTUAL
TOTAL OA	2800	2813
TOTAL EXHAUST	2700	2499
NET AIRFLOW	100	314

DOOR TESTED	BUILDING PRESSURE MEASUREMENTS (IN. H2O)
FRONT	0.009
SIDE	0.002
REAR	0.003
AVERAGE	0.0047

FINAL CHECKS

- ACTUAL NET AIRFLOW COINCIDES WITH DESIGN: ✓

- MEASURED PRESSURES COINCIDES WITH ACTUAL NET AIRFLOW: ✓

- PRESSURE FALLS WITHIN IMC TOLERANCE OF +/-0.02" W.C. ✓

NOTES:

CheckList List

- 01: RTU'S/AHU'S
- 02: EF'S
- 03: MAU
- 04: HOODS
- 05: FINAL TESTS



01-26-26 CHIPOTLE #5455 MARTINSVILLE, VA

CheckList Information

Name : 01: RTU'S/AHU'S **Status :** Completed
Assigned Organization : National TAB **Asset :**
Requesting Organization : National TAB
Created Date : 12/15/2025 - Tyce Fox - National TAB
Completed Date : 01/28/2026 - Jearod Ferrette - National TAB

CheckList Item Details

RTU's/AHU's

Thermostats installed and have power? Yes

Comment:

All diffusers and grilles are installed and match design? Yes

Comment:

Deflector plates are removed from 1x1 diffusers on the serve line (double check that this is specified on the diffuser schedule first) Yes

Comment:

Economizer blank plate is installed below the outside air intake (Trane only) (N/A = not applicable) N/A

Comment:

Economizers are assembled and functional? Yes

Comment:

DCV Max damper opening position is set to minimum? Yes

Comment:

Free cooling enthalpy set point set for lowest setting (Typically "D")

Yes

Comment:

Motors are all operating below the FLA rating?

Yes

Comment:

Are belts tight?

N/A

Comment:

If direct drive unit is the speed controller working?

Yes

Comment:

Is gas piping installed and valves turned on?

Yes

Comment:

Unit free of noticeable noise and vibration

Yes

Comment:

Final outside air damper position is marked with permanent marker?

Yes

Comment:



01-26-26 CHIPOTLE #5455 MARTINSVILLE, VA

CheckList Information

Name : 02: EF'S **Status :** Completed

Assigned Organization : National TAB **Asset :**

Requesting Organization : National TAB

Created Date : 12/15/2025 - Tyce Fox - National TAB

Completed Date : 01/27/2026 - Jearod Ferrette - National TAB

CheckList Item Details

EF's

Rotation is correct?	Yes
-----------------------------	-----

Comment:

Belts are tight?	N/A
-------------------------	-----

Comment:

Viroguard installed on hood fan(s)?	Yes
--	-----

Comment:

Hinge kit installed installed on hood fan?	Yes
---	-----

Comment:

Lean fan back. Is grease duct installation adequate and is duct ran all the way to the base of the fan?	Yes
--	-----

Comment:

Flex conduit is long enough so that fan can be completely tilted back?	Yes
---	-----

Comment:

There is no major leakage around base of fan?

Yes

Comment:

Is the motor operating below the motor FLA rating?

Yes

Comment:

For restroom fan(s) is the back draft damper installed and can it fully open?

Yes

Comment:

Unit free of noticeable noise and vibration?

Yes

Comment:



01-26-26 CHIPOTLE #5455 MARTINSVILLE, VA

CheckList Information

Name : 03: MAU **Status :** Completed

Assigned Organization : National TAB **Asset :**

Requesting Organization : National TAB

Created Date : 12/15/2025 - Tyce Fox - National TAB

Completed Date : 01/27/2026 - Jearod Ferrette - National TAB

CheckList Item Details

MUA

Rotation is correct?	Yes
----------------------	-----

Comment:

Gas piping is installed and valves are in on position?	Yes
--	-----

Comment:

Internal motorized damper is fully opening?	Yes
---	-----

Comment:

Motor is operating below the FLA rating?	Yes
--	-----

Comment:

Unit free of noticeable noise and vibration?	Yes
--	-----

Comment:



01-26-26 CHIPOTLE #5455 MARTINSVILLE, VA

CheckList Information

Name : 04: HOODS **Status :** Completed

Assigned Organization : National TAB **Asset :**

Requesting Organization : National TAB

Created Date : 12/15/2025 - Tyce Fox - National TAB

Completed Date : 01/27/2026 - Jearod Ferrette - National TAB

CheckList Item Details

HOODS

All hood filters installed and accounted for? Yes

Comment:

Hoods are wired and have power? Yes

Comment:

Hood is free of alarms? Yes

Comment:

Hood is free of damage? Yes

Comment:

Quarter or full vertical end panels are installed if specified? Yes

Comment:



01-26-26 CHIPOTLE #5455 MARTINSVILLE, VA

CheckList Information

Name : 05: FINAL TESTS **Status :** Completed

Assigned Organization : National TAB **Asset :**

Requesting Organization : National TAB

Created Date : 12/15/2025 - Tyce Fox - National TAB

Completed Date : 01/28/2026 - Jearod Ferrette - National TAB

CheckList Item Details

FINAL CHECKS

Is space free of drafting? Yes

Comment:

Is space comfortable in all areas? Yes

Comment:

Is the space free of ventilation noise? Yes

Comment:

List kitchen equipment turned on for testing Yes

Comment:

GRILL, GRIDDLE, FRYER

List smoke candle type used

Comment:

Store is open, I observed the staff cooking

HOOD CAPTURE TEST

Smoke test capture % - Perimeter of hood

Comment:

100%

Smoke test capture % - Top of cooking surface

Comment:

100%

WITNESS

Date test was completed

01/27/2026

Comment:

TAB tech name / Firm

Comment:

JEAROD FERRETTE/ NTAB

Site super name / Firm

Comment:

NA

Owner representative name / Firm (if Applicable)

Comment:

NA

BUILDING PRESSURE

Do actual net building airflow, design net building airflow, and pressure coincide? If not why? (All three should either be positive or negative)

Pass

Comment:

FRONT 0.009, SIDE 0.002, REAR 0.003

National TAB

Project: 01-26-26 CHIPOTLE #5455 MARTINSVILLE, VA

System/Unit: AHU/RTU



Asset: RTU1

AREA:KITCHEN

Unit Data		
	Design	Actual
MFG	CARRIER	CARRIER
Serial Num	-	3625P63839
Model Num	48GE_N12	48GE_N12
Type	RTU	RTU
Configuration	VERTICAL	VERTICAL
Num OA Filters 1	-	1
OA Filter Size 1	-	35X19.25
Num Final Filter 1	-	4
Final Filter Size 1	-	20X20X2

Motor Data		
	Design	Actual
Motor MFG	-	NA
Frame	-	NA
Horsepower	-	NA
Motor Rpm	-	NA
Phase	3	3
Rated Voltage	208	208
Rated Amperage	-	NA

Drive Data	
	Actual
Motor Sheave Size	DD
Motor Bore Size	DD
Motor Sheave SetPt	DD
Fan Sheave Size	DD
Fan Sheave Bore	DD
Belt CL Distance	DD
Num of Belts	DD
Belt Size	DD
Belt Alignment	DD


Test Data		
	Design	Actual
SF CFM	3600	3538
SF RPM	-	1871
RA CFM	3100	3000
OA CFM	500	538
RL Voltage	-	208/207/208
RL Amperage	-	4.9/5.0/4.9
SF Rotation	-	CCW
SF System SetPt	-	OPT. C 55%
RA Damper Position	-	6.4
Min OA Damper Position	-	3.6
Min OA Damper Type	-	ECON
OA Enthalpy Setpt	-	ECON

Performance Data		
	Design	Actual
MA Plenum SP	-	-0.73"
Fan Suction SP	-	-1.24"
Fan Discharge SP	-	0.26"
Total ESP	0.80"	0.99"
Fan Total SP	-	1.50"

General	
	Actual
Fan Rotation Correct	YES
Unit Filters Clean	YES
Condensate Drain Installed	YES

Completed By: Jearod Ferrette on 01/28/2026

Unit Data - PHOTO LOG



01/27/2026



01/27/2026

National TAB

Project:01-26-26 CHIPOTLE #5455 MARTINSVILLE, VA

AHU/RTU



Diffuser Supply (GRD)

RTU1/KITCHEN

Asset									
Asset Name	Location	Type	Size	DESIGN CFM	AK	CFM(1)	CFM(2)	FINAL CFM	% to design
SGRD1	HOOD	ACPSP	165X6	700	5.36	487	545	645	92.1
SGRD2	CD1	CD1	12"	475	1	517	574	499	105.1
SGRD3	CD1	CD1	12"	475	1	406	438	442	93.1
SGRD4	CD2	CD2	8"	250	1	228	249	248	99.2
SGRD5	CD2	CD2	8"	250	1	234	252	251	100.4
SGRD6	CD2	CD2	8"	250	1	134	265	258	103.2
SGRD7	CD2	CD2	8"	250	1	201	224	254	101.6
SGRD8	CD1	CD1	8"	150	1	50	131	144	96.0
SGRD9	CD1	CD1	12"	400	1	319	355	401	100.3
SGRD10	CD1	CD1	12"	400	1	386	447	396	99.0
Total				3600		2962	3480	3538	98.28%

National TAB

Project: 01-26-26 CHIPOTLE #5455 MARTINSVILLE, VA

System/Unit: AHU/RTU



Asset: RTU2

AREA:DINING

Unit Data		
	Design	Actual
MFG	CARRIER	CARRIER
Serial Num	-	3525P07071
Model Num	48GE_N14	48GE_N14
Type	RTU	RTU
Configuration	VERTICAL	VERTICAL
Num OA Filters 1	-	2
OA Filter Size 1	-	22.5X25.5
Num Final Filter 1	-	4
Final Filter Size 1	-	16X20X4
Num Final Filter 2	-	2
Final Filter Size 2	-	20X20X4

Motor Data		
	Design	Actual
Motor MFG	-	NA
Frame	-	NA
Horsepower	-	NA
Motor Rpm	-	NA
Phase	3	3
Rated Voltage	208	208
Rated Amperage	-	NA

Drive Data	
	Actual
Motor Sheave Size	DD
Motor Bore Size	DD
Motor Sheave SetPt	DD
Fan Sheave Size	DD
Fan Sheave Bore	DD
Belt CL Distance	DD
Num of Belts	DD
Belt Size	DD
Belt Alignment	DD


Test Data		
	Design	Actual
SF CFM	4500	4472
SF RPM	-	1253
RA CFM	3500	3516
OA CFM	1000	956
RL Voltage	-	207/207/206
RL Amperage	-	2.1/2.2/2.2
SF Rotation	-	CCW
SF System SetPt	-	OPT. A 42%
RA Damper Position	-	5.1
Min OA Damper Position	-	4.9
Min OA Damper Type	-	ECON
OA Enthalpy Setpt	-	ECON

Performance Data		
	Design	Actual
MA Plenum SP	-	-0.42"
Fan Suction SP	-	-0.62"
Fan Discharge SP	-	0.20"
Total ESP	0.80"	0.62"
Fan Total SP	-	1.04"

General	
	Actual
Fan Rotation Correct	YES
Unit Filters Clean	YES
Condensate Drain Installed	YES

Completed By: Jearod Ferrette on 01/28/2026

Unit Data - PHOTO LOG



01/27/2026



01/27/2026

National TAB

Project:01-26-26 CHIPOTLE #5455 MARTINSVILLE, VA

AHU/RTU



Diffuser Supply (GRD)

RTU2/DINING

Asset									
Asset Name	Location	Type	Size	DESIGN CFM	AK	CFM(1)	CFM(2)	FINAL CFM	% to design
SGRD1	BEVERAGE	SR2	18/6	500	0.61	598	298	498	99.6
SGRD2	BEVERAGE	SR2	18/6	500	0.61	644	344	544	108.8
SGRD3	ORDERLINE	SR1	14"	800	1	834	734	729	91.1
SGRD4	ORDERLINE	SR1	14"	800	1	974	774	770	96.3
SGRD5	ORDERLINE	SR1	14"	700	1	1314	714	717	102.4
SGRD6	ORDERLINE	SR1	14"	600	1	1293	693	602	100.3
SGRD7	ORDERLINE	SR1	14"	550	1	1282	582	561	102.0
SGRD8	RESTROOM	CD3	6"	50	1	60	48	51	102.0
Total				4500		6999	4187	4472	99.38%

National TAB

Project: 01-26-26 CHIPOTLE #5455 MARTINSVILLE, VA

System/Unit: FAN - Exhaust



Asset: EF1

AREA:HOOD

Unit Data		
	Design	Actual
MFG	CAPTIVEAIRE	CAPTIVEAIRE
Model Num	DU180HFA	DU180HFA
Serial Num	-	7623172
Type	UPBLAST	UPBLAST
Configuration	VERTICAL	VERTICAL

Motor Data		
	Design	Actual
Motor MFG	-	TECO
Frame	-	184T
Horsepower	2	2
Motor Rpm	-	1165
Phase	3	3
Voltage (rated)	208	208
Amperage (rated)	-	6.56
Service Factor	-	1.15

Test Data		
	Design	Actual
CFM	2550	2347
Fan RPM	1234	DD/ 52.4HZ
Fan Rotation	-	CCW
System SetPt	-	52.4HZ
RL Voltage	-	108 VFD
RL Amperage	-	5.0 VFD
Total ESP	1.450"	0.50"
Fan Inlet SP	-	-0.50"
Fan Discharge SP	-	ATMO

Completed By: Jearod Ferrette on 01/27/2026

Unit Data - PHOTO LOG



01/27/2026

National TAB

Project: 01-26-26 CHIPOTLE #5455 MARTINSVILLE, VA

System/Unit: FAN - Exhaust



Asset: EF2

AREA:RESTROOM


Unit Data		
	Design	Actual
MFG	CAPTIVEAIRE	CAPTIVEAIRE
Model Num	DR12HFA	DR12HFA
Serial Num	-	7623172
Type	DOWNBLAST	DOWNBLAST
Configuration	VERTICAL	VERTICAL

Motor Data		
	Design	Actual
Motor MFG	-	TELCO
Frame	-	NA
Horsepower	0.250	0.250
Motor Rpm	-	1800
Phase	1	1
Voltage (rated)	115	115
Amperage (rated)	-	NA
Service Factor	-	NA

Test Data		
	Design	Actual
CFM	150	152
Fan RPM	1304	859
Fan Rotation	-	CCW
Motor RPM	-	859
System SetPt	-	46P
RL Voltage	-	115
RL Amperage	-	0.67
Total ESP	0.600"	0.37"
Fan Inlet SP	-	-0.37"
Fan Discharge SP	-	ATMO

Completed By: Jearod Ferrette on 01/27/2026

Unit Data - PHOTO LOG



01/27/2026

National TAB

Project:01-26-26 CHIPOTLE #5455 MARTINSVILLE, VA

FAN - Exhaust



Diffuser Ret/Exh (GRD)

EF2/RESTROOM

Asset									
Asset Name	Location	Type	Size	DESIGN CFM	AK	CFM(1)	CFM(2)	FINAL CFM	% to design
EGRD1	RESTROOM	ER1	6/6	75	1	122	100	75	100.0
EGRD2	RESTROOM	ER1	6/6	75	1	110	108	77	102.7
Total				150		232	208	152	101.33%

National TAB

Project: 01-26-26 CHIPOTLE #5455 MARTINSVILLE, VA

System/Unit: FAN - Supply



Asset: MAU1

AREA:HOOD

Unit Data		
	Design	Actual
MFG	CAPTIVEAIRE	CAPTIVEAIRE
Model Num	A1-D.250-15D	A1-D.250-15D
Serial Num	-	7623172
Type	MAU	MAU
Configuration	VERTICAL	VERTICAL

Motor Data		
	Design	Actual
Motor MFG	-	TECO
Frame	-	143T
Horsepower	1	1
Motor Rpm	-	1740
Phase	3	3
Voltage (rated)	208	208
Amperage (rated)	-	2.90
Service Factor	-	1.15

Gas Heat		
	Design	Actual
Heater Operates (y/n)	-	Y
Flame Status (pass/fail)	-	PASS
Inlet Air Temp SetPt	55	55
Discharge Air Temp SetPt	60	60
Air Flow Switch SP Actual	-	-0.29"

Test Data		
	Design	Actual
CFM	1300	1319
SF RPM	1557	DD/ 45.4HZ
Motor RPM	-	DD/ 45.4HZ
SF System SetPt	-	45.4
RL Voltage	-	98 VFD
RL Amperage	-	2.1 VFD
Total ESP	-	0.29"
Fan Discharge SP	-	ATMO

General	
	Actual
Fan Rotation Correct	YES

Completed By: Jearod Ferrette on 01/27/2026

Unit Data - PHOTO LOG



01/27/2026

National TAB

Project: 01-26-26 CHIPOTLE #5455 MARTINSVILLE, VA

System/Unit: Kitchen Hood Type I



Asset: HD1

AREA:COOKLINE

Unit Data		
	Design	Actual
MFG	CAPTIVEAIRE	CAPTIVEAIRE
Model Num	5424 ND-2-ACPSP-F	5424 ND-2-ACPSP-F
Job / Serial Num	-	7623172
Type	TYPE I CANOPY	TYPE I CANOPY
Hood length	153"	153"
Hood Width	54"	54"
Supply Plenum Type	-	ACPSP
Supply Plenum Width	9"	9"
Supply Plenum Length	165"	165"

Test Data Exhaust		
	Design	Actual
Filter Type	CAPTRATE SOLO	CAPTRATE SOLO
Filter Size 1	16X16	16X16
Filter Qty 1	9	9
Filter AK factor size 1	1.62	1.62
Filter Total AK Area	14.58	14.58
Filter1 FPM	-	157
Filter2 FPM	-	153
Filter3 FPM	-	176
Filter4 FPM	-	191
Filter5 FPM	-	167
Filter6 FPM	-	175
Filter7 FPM	-	167
Filter8 FPM	-	131
Filter9 FPM	-	139
Filter Ave FPM(corr)	-	161
CFM	2550	2347

Cooking Equipment	
	Actual
Item 1	GRILL
Item 2	FRYER
Item 3	RICE COOKER
Item 4	GRIDDLE

Test Data Supply		
	Design	Actual
Total Area	10.31	10.31
Kv factor (Vel)	0.81	0.81
Num of Readings	-	9
Reading1 FPM	-	203
Reading2 FPM	-	167
Reading3 FPM	-	151
Reading4 FPM	-	159
Reading5 FPM	-	126
Reading6 FPM	-	159
Reading7 FPM	-	143
Reading8 FPM	-	156
Reading9 FPM	-	158
Ave FPM(corr)	-	158
CFM	1300	1319

Completed By: Jearod Ferrette on 01/27/2026

Unit Data - PHOTO LOG



01/27/2026

ROUGH ROOF.
 L THE REFRIGERANT LINE
 IF REFRIGERANT PIPING TO
 TEEL SHROUD AS SHOWN

STRUCTIONS AND AS

ARCHITECTURAL AND
 ED BY CHIPOTLE ON

1/M700. TYPICAL.
 4 REMOTE KEY OPERATED
 AFF. TYPICAL.
 6/M700. SEE ELECTRICAL
 NG STICKERS ON FACE OF
 ICH THE REME HALO

I AND OUTSIDE AIR
 ION AIR INTAKE AND
 FORMATION ON WATER

SIDE OF ROOM AT

