

**Report By:**

National TAB  
1329 E. KEMPER ROAD  
SUITE 4210  
CINCINNATI, OH 45246



**Report: TAB Report**  
**Function: Test, Adjust, & Balance**  
**Date: 12/11/2025**  
**Completed By: National TAB**

**PROJECT**  
**12-08-25 QT #1417 GOODYEAR, AZ**

1540 N BULLARD AVE

GOODYEAR, AZ 85395

**Client**

QUIKTRIP  
4705 SOUTH 129TH EAST AVENUE  
TULSA, OK 74134

# National TAB

Project: 12-08-25 QT #1417 GOODYEAR, AZ

## Table Of Contents

Section	Page #
SUMMARY	3
REMARKS	4
BALANCE SCHEDULE	9
CHECKLISTS	10
RTU-1	16
RTU-2	18
RTU-3	20
EF-1 - Exhaust	23
Combi-Oven Grille	25
EF-3 - Hood Exhaust	26
Kitchen Hood Type I	28
GRD Layout	30



# National TAB

Project: 12-08-25 QT #1417 GOODYEAR, AZ  
Function: Test, Adjust, & Balance

## Project Summary

### Project Summary

The summary below provides a quick understanding of our scope of work and general testing procedures. Enclosed in the report are further details about your building performance including recommendations, asset data, and pictures. Our focus is to work with the trades to remedy any issues or deficiencies during the actual field balancing and not after the balancing has occurred to achieve a positive environment and outcome. The level of success is determined by the availability of the trades, possible parts needed, or time constraints.

### RTU's (Roof Top Units)

Each of the RTU's was measured with a flow hood to establish total flow. The total flow was then adjusted via the VFD so that airflow fell within design tolerances. All diffusers on the kitchen RTU were balanced to the engineer's design flow. The diffusers on the sales floor were only adjusted when there were noticeable issues present like drafting or dampers that were found completely closed. The Hoods On outside air rate was set by first establishing the typical QT set point at the Emerson controller and then making manually adjustments on the roof. The hoods off airflow setpoint was found by adjusting the damper position at the Emerson controller until the design airflow was achieved. Outside air was measured by reading the intake air opening with a velocity grid and multiplying by the free area. After completion of TAB all overrides were released.

### Kitchen Exhaust Hood & Associated Fans

The kitchen exhaust fan was measured at the hood filter bay utilizing a velocity matrix and a manufacturer's correction factor. Each filter velocity is multiplied by the manufacturer's corrected area. The sum of these readings equals the total flow of the exhaust fans. The total flow of the exhaust was then adjusted to within tolerance of the design flow.

### Restroom Exhaust Fans

The restroom exhaust fans were measured with a flow hood. The total flow was balanced for the fan with the exception of the new grille over the combi-oven, which was balanced to the listed design.

### Final Building Tests

After completing the test and balance the final building pressure was measured. It was confirmed that the building pressure fell within acceptable tolerances and that the pressure measurement coincides with the actual and design net airflow. Any deviations from these standards are noted throughout the report. The hood capture was tested at the perimeter of the hood and the cook top level with the equipment heat on to ensure satisfactory hood capture and containment.

## Issue List

- BROKEN CONDENSATE PIPE
- DAMPER INACCESSIBLE
- HOOD SMOKE CAPTURE NOT 100%
- KITCHEN DAMPERS INACCESSIBLE



**12-08-25 QT #1417 GOODYEAR, AZ**

**Project Issue Information**

**Issue Name :** BROKEN CONDENSATE PIPE  
**Description :** RTU-2 has a broken condensate pipe.  
**Created By :** National TAB                      **Assigned To :** National TAB - Dan Hertenstein  
**Status :** Open  
**Priority :** InfoOnly                                      **Asset Tag :** RT-2  
**Originated Date :** 12/11/2025 - Christine Weale - National TAB

Project Issue File Details



12/11/2025




**12-08-25 QT #1417 GOODYEAR, AZ**

**Project Issue Information**

**Issue Name :** DAMPER INACCESSIBLE  
**Description :** Damper for combi-oven exhaust not safely accessible, recommend moving to a more accessible location in future installs. Dampers for other grilles appear to be either non-existent (per GRD) or inaccessible - smooth ceilings. Not foreseen to cause issues at current level.  
**Created By :** National TAB                      **Assigned To :** National TAB - Dan Hertenstein  
**Status :** Open  
**Priority :** Medium                                      **Asset Tag :** EGRD4  
**Originated Date :** 12/11/2025 - Christine Weale - National TAB

Project Issue File Details



12/11/2025



**12-08-25 QT #1417 GOODYEAR, AZ**

**Project Issue Information**

**Issue Name :** HOOD SMOKE CAPTURE NOT 100%  
**Description :** A small amount of smoke escaped from front corner of hood, even with exhaust fan as high as allowable to avoid negative building pressure. Picture shows different kitchen grilles were used for this location. They were all changed to direct air in a 4-way pattern. Further testing needs to be done to identify cause.


**Created By :** National TAB                      **Assigned To :** National TAB - Dan Hertenstein

**Status :** Open

**Priority :** Medium                                      **Asset Tag :** HD1

**Originated Date :** 12/11/2025 - Christine Weale - National TAB

Project Issue File Details



12/11/2025



**12-08-25 QT #1417 GOODYEAR, AZ**

**Project Issue Information**

**Issue Name :** KITCHEN DAMPERS INACCESSIBLE  
**Description :** Only 1 damper was able to be reached. These ceiling tiles have light canisters installed which make them almost immobile due to proximity of steel support rails. They cannot be moved enough to access dampers. Recommend not installing tiles until kitchen is properly balanced.  
**Created By :** National TAB                      **Assigned To :** National TAB - Dan Hertenstein  
**Status :** Open  
**Priority :** High                                      **Asset Tag :** RT-3  
**Originated Date :** 12/11/2025 - Christine Weale - National TAB

Project Issue File Details



12/11/2025

### AIR BALANCE SCHEDULE

UNIT	AREA SERVED	HOOD ON OA		HOOD OFF OA		HOOD ON EXHAUST		HOOD OFF EXHAUST	
		DESIGN	ACTUAL	DESIGN	ACTUAL	DESIGN	ACTUAL	DESIGN	ACTUAL
RTU 1	SALES	800	835	350	362				
RTU-2	SALES	800	848	350	325				
RTU-3	BOH/KITCHEN	800	859	350	371				
EF-1	RR/JANITOR					750	702	750	702
EF-3	HOOD					1350	1410	0	0
<b>TOTALS</b>		<b>2400</b>	<b>2542</b>	<b>1050</b>	<b>1058</b>	<b>2100</b>	<b>2112</b>	<b>750</b>	<b>702</b>

#### HOODS ON

##### NET AIRFLOW CALCULATION

TOTALS	DESIGN	ACTUAL
TOTAL OA	2400	2542
TOTAL EXHAUST	2100	2112
<b>NET AIRFLOW</b>	<b>300</b>	<b>430</b>

DOOR TESTED	BUILDING PRESSURE MEASUREMENTS
FRONT	0.003
SIDE	0.002
REAR	0.005
<b>AVERAGE</b>	<b>0.0033</b>

#### HOODS OFF

##### NET AIRFLOW CALCULATION

TOTALS	DESIGN	ACTUAL
TOTAL OA	1050	1058
TOTAL EXHAUST	750	702
<b>NET AIRFLOW</b>	<b>300</b>	<b>356</b>

DOOR TESTED	BUILDING PRESSURE MEASUREMENTS
FRONT	0.004
SIDE	0.004
REAR	0.005
<b>AVERAGE</b>	<b>0.0043</b>

**NOTES:**

SE Front door ONLY consistently reads -0.001".

## CheckList List

- 01: RTU's/AHU's
- 02: Exhaust Fans
- 03: Hoods
- 04: Final Tests



12-08-25 QT #1417 GOODYEAR, AZ

CheckList Information

**Name :** 01: RTU's/AHU's **Status :** Completed

**Assigned Organization :** National TAB **Asset :**

**Requesting Organization :** National TAB

**Created Date :** 11/26/2025 - Trinity Dodds - National TAB

**Completed Date :** 12/11/2025 - Christine Weale - National TAB

CheckList Item Details

RTU's/AHU's

Evaporator coils are clean?	Pass
-----------------------------	------

Comment:

Condenser coils are clean?	Pass
----------------------------	------

Comment:

Gas piping is installed and valves are turned on?	Pass
---	------

Comment:

Unit free of noticeable noise and vibration	Pass
---	------

Comment:



12-08-25 QT #1417 GOODYEAR, AZ

**CheckList Information**

**Name :** 02: Exhaust Fans **Status :** Completed  
**Assigned Organization :** National TAB **Asset :**  
**Requesting Organization :** National TAB  
**Created Date :** 11/26/2025 - Trinity Dodds - National TAB  
**Completed Date :** 12/11/2025 - Christine Weale - National TAB

**CheckList Item Details**

EF's

---

Hinge kit installed installed on hood fan? Pass

Comment:

---

Flex conduit is long enough so that fan can be completely tilted back? Pass

Comment:

---

No major leakage around the fan base Pass

Comment:

---

Unit is free of noise and vibration Pass

Comment:



12-08-25 QT #1417 GOODYEAR, AZ

**CheckList Information**

**Name :** 03: Hoods **Status :** Completed  
**Assigned Organization :** National TAB **Asset :**  
**Requesting Organization :** National TAB  
**Created Date :** 11/26/2025 - Trinity Dodds - National TAB  
**Completed Date :** 12/11/2025 - Christine Weale - National TAB

**CheckList Item Details**

**HOODS**

---

**Hood is free of alarms?** Pass

**Comment:**

---

**Hood is free of damage?** Pass

**Comment:**

---

**End panels are installed per prototype?** Pass

**Comment:**

---



12-08-25 QT #1417 GOODYEAR, AZ

CheckList Information

**Name :** 04: Final Tests **Status :** Completed

**Assigned Organization :** National TAB **Asset :**

**Requesting Organization :** National TAB

**Created Date :** 11/26/2025 - Trinity Dodds - National TAB

**Completed Date :** 12/11/2025 - Christine Weale - National TAB

CheckList Item Details

**FINAL CHECKS**

**HOOD CAPTURE TEST**

**List kitchen equipment turned on for testing**

**Comment:**

All equipment on during testing.

**List smoke candle type used**

**Comment:**

45s S102

**Smoke test capture % - Perimeter of hood**

**Comment:**

95

**Smoke test capture % - Top of cooking surface**

**Comment:**

95

**WITNESS**

**Date test was completed**

12/10/2025

**Comment:**

Only a bit of smoke escaped from the front left corner (panel side) of the hood. Exhaust already at max setting to avoid negative building pressure.

---

**TAB tech name / Firm**

**Comment:**

Christine Weale, NTI

---

**Site super name / Firm**

**Comment:**

T-Built

---

**Owner representative name / Firm (if Applicable)**

**Comment:**

---

**BUILDING PRESSURE**

---

<b>Do actual net building airflow, design net building airflow, and pressure coincide? If not why? (All three should either be positive or negative)</b>	Pass
--	------

**Comment:**

Hood OFF: All doors positive, Hood ON: All doors neutral (rear door positive)



# National TAB

Project: 12-08-25 QT #1417 GOODYEAR, AZ

System/Unit: AHU/RTU

Asset: RT-1

AREA:SALES FLOOR

Unit Data	
	Actual
MFG	AAON
Serial Num	202212-ANEK26094
Model Num	RN-013-8-0-EA0A-152
Num OA Filters 1	1
OA Filter Size 1	45X22
Num Final Filter 1	2
Final Filter Size 1	46X19.5

Motor Data	
	Actual
Motor MFG	NL
Frame	NL
Horsepower	3.0
Motor Rpm	1760
Phase	3
Rated Voltage	208
Rated Amperage	10.6

Test Data		
	Design	Actual
SF CFM	4200	4521
SF RPM	-	49.98 HZ
OA CFM (Hoods On)	800	835
OA CFM (Hoods Off)	350	362
RL Voltage	-	182.6
RL Amperage	-	8.45 - 8.7
VFD Max SetPt	-	83.3
VFD Min SetPt	-	24
OA Damper Position (Hoods On)	-	46.0
OA Damper Position (Hoods Off)	-	0.0

Performance Data		
	Design	Actual
MA Plenum SP	-	-0.64"
Fan Suction SP	-	-0.95"
Fan Discharge SP	-	0.33"
Total ESP	-	0.97"
Fan Total SP	-	1.28"


General	
	Actual
Fan Rotation Correct	YES
Unit Filters Clean	YES
Condensate Drain Installed	YES

Completed By: Christine Weale on 12/11/2025

# Unit Data - PHOTO LOG



12/11/2025



12/11/2025



# National TAB

Project: 12-08-25 QT #1417 GOODYEAR, AZ

System/Unit: AHU/RTU

Asset: RT-2

AREA:SALES FLOOR

Unit Data	
	Actual
MFG	AAON
Serial Num	202212-ANEK26095
Model Num	RN-013-8-0-EA0A-152
Num OA Filters 1	1
OA Filter Size 1	45X22
Num Final Filter 1	2
Final Filter Size 1	46X19.5

Motor Data	
	Actual
Motor MFG	NL
Frame	NL
Horsepower	3.0
Motor Rpm	1760
Phase	3
Rated Voltage	208
Rated Amperage	10.6

Test Data		
	Design	Actual
SF CFM	4200	4496
SF RPM	-	48.6 HZ
OA CFM (Hoods On)	800	848
OA CFM (Hoods Off)	350	325
RL Voltage	-	173.6
RL Amperage	-	8.17
VFD Max SetPt	-	81
VFD Min SetPt	-	24
OA Damper Position (Hoods On)	-	46.0
OA Damper Position (Hoods Off)	-	0.0

Performance Data		
	Design	Actual
MA Plenum SP	-	-0.64"
Fan Suction SP	-	-0.90"
Fan Discharge SP	-	0.21"
Total ESP	-	0.85"
Fan Total SP	-	1.11"


General	
	Actual
Fan Rotation Correct	YES
Unit Filters Clean	YES
Condensate Drain Installed	YES - DAMAGED

Completed By: Christine Weale on 12/11/2025

Notes:  
CONDENSATE PIPE IS BROKEN, SEE REMARKS.

Written By: Christine Weale on 12/11/2025

## Unit Data - PHOTO LOG





# National TAB

Project: 12-08-25 QT #1417 GOODYEAR, AZ

## System/Unit: AHU/RTU

Asset: RT-3

AREA:BOH/KITCHEN

Unit Data	
	Actual
MFG	AAON
Serial Num	202212-ANEK26096
Model Num	RN-013-8-0-EA0A-152
Num OA Filters 1	1
OA Filter Size 1	45X22
Num Final Filter 1	2
Final Filter Size 1	46X19.5

Motor Data	
	Actual
Motor MFG	NL
Frame	NL
Horsepower	3.0
Motor Rpm	1760
Phase	3
Rated Voltage	208
Rated Amperage	10.6

Test Data		
	Design	Actual
SF CFM	4200	4252
SF RPM	-	48 HZ
OA CFM (Hoods On)	800	859
OA CFM (Hoods Off)	350	371
RL Voltage	-	169.8
RL Amperage	-	8.0
VFD Max SetPt	-	80
VFD Min SetPt	-	24
OA Damper Position (Hoods On)	-	46.0
OA Damper Position (Hoods Off)	-	0.0

Performance Data		
	Design	Actual
MA Plenum SP	-	-0.53"
Fan Suction SP	-	-0.77"
Fan Discharge SP	-	0.52"
Total ESP	-	1.05"
Fan Total SP	-	1.29"

General	
	Actual
Fan Rotation Correct	YES
Unit Filters Clean	YES
Condensate Drain Installed	YES

Completed By: Christine Weale on 12/11/2025

Notes:

I ADJUSTED THE ONLY ACCESSIBLE DAMPER TO GET INDIVIDUAL GRILLES AS CLOSE TO DESIGN AS POSSIBLE.

Written By: Christine Weale on 12/11/2025

## Unit Data - PHOTO LOG



12/11/2025



12/11/2025



# National TAB

Project:12-08-25 QT #1417 GOODYEAR, AZ

## AHU/RTU

### Diffuser Supply (GRD)

#### RT-3/BOH/KITCHEN

Asset									
Asset Name	Location	Type	Size	DESIGN CFM	AK	CFM(1)	CFM(2)	FINAL CFM	% to design
SGRD1	SUPPORT SERVICE	SI	12"	800	1	833	833	833	104.1
SGRD2	SUPPORT SERVICE	SI	12"	800	1	727	727	727	90.9
SGRD3	SUPPORT SERVICE	SI	12"	800	1	824	824	824	103.0
SGRD4	SUPPORT SERVICE	SI	12"	800	1	782	782	782	97.8
SGRD5	DOCK	ES	10"	500	1	664	664	664	132.8
SGRD6	WORKROOM	ES	10"	500	1	422	422	422	84.4
Total				4200		4252	4252	4252	101.24%



# National TAB

Project: 12-08-25 QT #1417 GOODYEAR, AZ

## System/Unit: FAN - Exhaust

Asset: EF1

AREA:RR/JANITOR

Unit Data		
	Design	Actual
MFG	NA	CAPTIVEAIRE
Model Num	NA	DR50HFA
Serial Num	-	5776925
Type	-	DOWNBLAST
Configuration	-	VERTICAL

Motor Data		
	Design	Actual
Motor MFG	-	HSSA
Frame	-	48Y
Horsepower	-	0.75
Motor Rpm	-	1625
Phase	-	1
Voltage (rated)	-	115
Amperage (rated)	-	8.4
Service Factor	-	1.0

Test Data		
	Design	Actual
CFM	750	702
Fan RPM	-	N/A
Fan Rotation	-	CCW
Motor RPM	-	N/A
System SetPt	-	MED-LOW
RL Voltage	-	N/A
RL Amperage	-	6.4
Total ESP	-	0.12"
Fan Inlet SP	-	-0.12"
Fan Discharge SP	-	ATMS

Completed By: Christine Weale on 12/11/2025

**Unit Data - PHOTO LOG**



**12/11/2025**



# National TAB

Project:12-08-25 QT #1417 GOODYEAR, AZ

## Diffuser Ret/Exh (GRD)

### EF1/RR/JANITOR

Asset									
Asset Name	Location	Type	Size	DESIGN CFM	AK	CFM(1)	CFM(2)	FINAL CFM	% to design
EGRD4	COMBI-OVEN	RI	8"	150		50	60	84	56.0
Total				150		50	60	84	56%

Asset	Notes	Date	Written By
EGRD4	DAMPER NOT SAFELY ACCESSIBLE. RECOMMEND MOVING DAMPER TO A MORE ACCESSIBLE LOCATION.	12/11/2025	Christine Weale



# National TAB

Project: 12-08-25 QT #1417 GOODYEAR, AZ

## System/Unit: FAN - Exhaust

Asset: EF3

AREA:KITCHEN HD

Unit Data		
	Design	Actual
MFG	NA	CAPTIVEAIRE
Model Num	NA	DU50HFA
Serial Num	-	7644820
Type	UPBLAST	UPBLAST
Configuration	VERTICAL	VERTICAL

Motor Data		
	Design	Actual
Motor MFG	-	NEMA
Frame	-	NL
Horsepower	1/2	0.5
Motor Rpm	-	1800
Phase	-	1
Voltage (rated)	-	208
Amperage (rated)	-	3.8
Service Factor	-	NL

Test Data		
	Design	Actual
CFM	1350	1410
Fan RPM	-	1200
Fan Rotation	-	CCW
Motor RPM	-	1200
System SetPt	-	50.8 HZ - 63%
RL Voltage	-	214.3
RL Amperage	-	2.02
Total ESP	-	0.42"
Fan Inlet SP	-	-0.42"
Fan Discharge SP	-	ATMS

Completed By: Christine Weale on 12/11/2025

**Unit Data - PHOTO LOG**



**12/11/2025**



# National TAB

Project: 12-08-25 QT #1417 GOODYEAR, AZ

## System/Unit: Kitchen Hood Type I

Asset: HD1

AREA:GRIDDLE


Unit Data		
	Design	Actual
MFG	CAPTIVEAIRE	CAPTIVEAIRE
Model Num	6030ND-2-F	6030ND-2-F
Job / Serial Num	-	7644820
Type	-	TYPE II CANOPY
Hood length	-	108"
Hood Width	-	60"

Test Data Exhaust		
	Design	Actual
Filter Type	-	CAPTRATE SOLO
Filter Size 1	-	16x20
Filter Qty 1	-	6
Filter AK factor size 1	-	2.08
Filter Total AK Area	-	12.48
Filter1 FPM	-	107
Filter2 FPM	-	119
Filter3 FPM	-	117
Filter4 FPM	-	115
Filter5 FPM	-	110
Filter6 FPM	-	113
Filter Ave FPM(corr)	-	113
CFM	1350	1410

Cooking Equipment	
	Actual
Item 1	FRYERS
Item 2	DUAL-OVEN

Completed By: Christine Weale on 12/11/2025

**Unit Data - PHOTO LOG**



**12/11/2025**

